



US00D538404S

(12) **United States Design Patent**
Campbell

(10) **Patent No.:** **US D538,404 S**

(45) **Date of Patent:** **** Mar. 13, 2007**

(54) **SWIVEL ASSEMBLY**

(75) Inventor: **James Campbell**, Akron, NY (US)

(73) Assignee: **Chapin Manufacturing, Inc.**, Batavia, NY (US)

(**) Term: **14 Years**

(21) Appl. No.: **29/227,700**

(22) Filed: **Apr. 14, 2005**

(51) **LOC (8) Cl.** **23-01**

(52) **U.S. Cl.** **D23/264**

(58) **Field of Classification Search** D23/213,
D23/264, 303-4; 239/587.1; 285/185; 403/97
See application file for complete search history.

(56) **References Cited**

U.S. PATENT DOCUMENTS

1,733,521 A * 10/1929 Wuesthoff 285/68

1,765,693 A * 6/1930 Muend 285/181

D268,612 S * 4/1983 Sutcliffe D23/264

5,947,388 A * 9/1999 Woodruff 239/532

D468,394 S * 1/2003 Cummings D23/213

6,511,001 B1 * 1/2003 Huang 239/526

* cited by examiner

Primary Examiner—Robin Webster

(74) *Attorney, Agent, or Firm*—Kenneth J. Lukacher


(57) **CLAIM**

The ornamental design for a swivel assembly, as shown and described.

DESCRIPTION

FIG. 1 is a rear perspective view of the swivel assembly comprising a threaded male swivel component and a female threaded swivel component; and, FIG. 2 is a front perspective view of the swivel assembly.

1 Claim, 1 Drawing Sheet



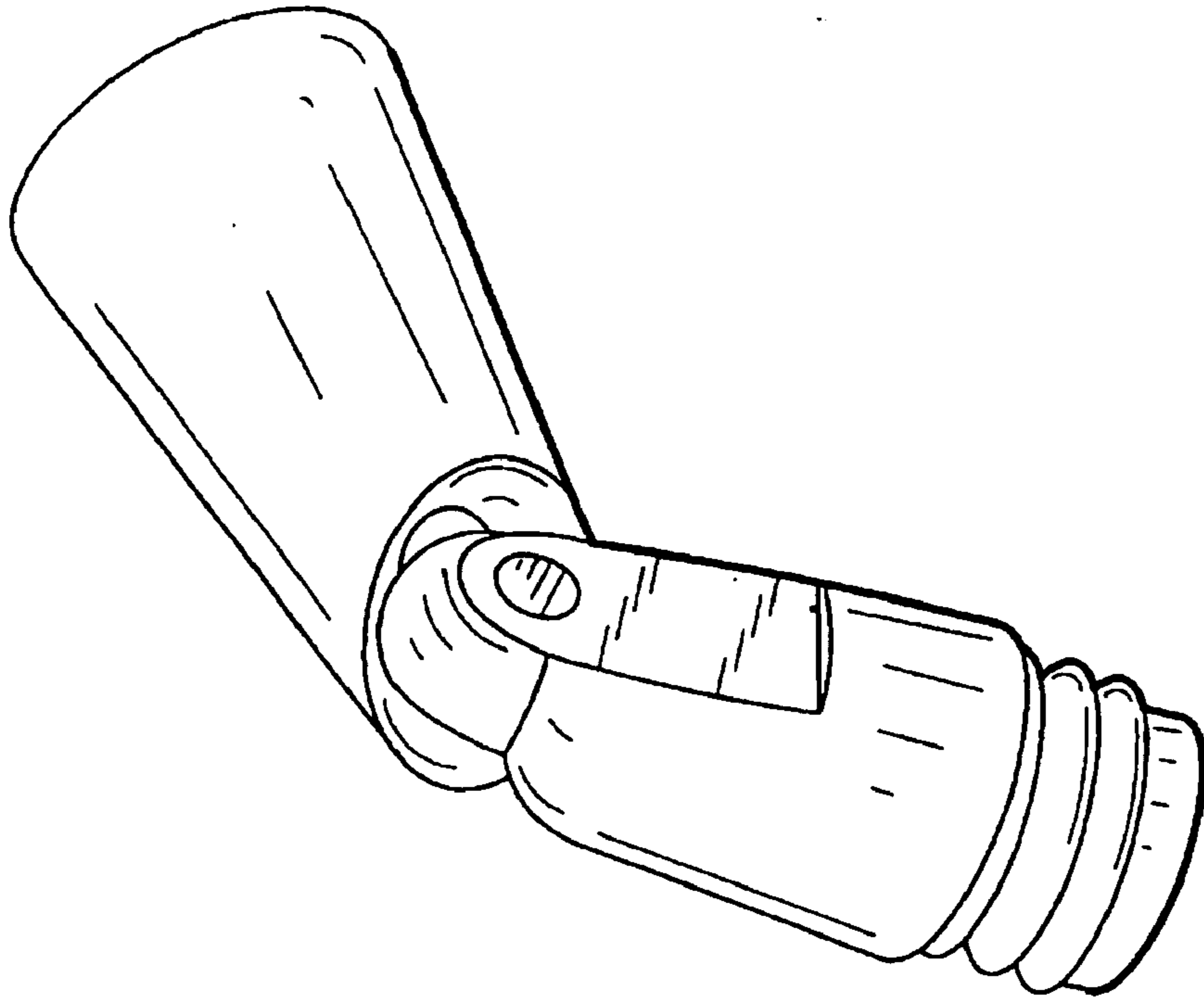


FIG. 2




FIG. 1