



US00D538395S

(12) **United States Design Patent**
Starck

(10) **Patent No.:** **US D538,395 S**

(45) **Date of Patent:** **** Mar. 13, 2007**

(54) **HAND SHOWER**

(75) Inventor: **Philippe Starck**, Paris (FR)

(73) Assignee: **Hansgrohe AG** (DE)

(**) Term: **14 Years**

(21) Appl. No.: **29/237,571**

(22) Filed: **Sep. 1, 2005**

(30) **Foreign Application Priority Data**

Mar. 4, 2005 (EM) 000304910-0001

(51) **LOC (8) Cl.** **23-01**

(52) **U.S. Cl.** **D23/223**

(58) **Field of Classification Search** D23/213,
D23/223, 226, 228, 229-230; 239/282-3,
239/460, 462

See application file for complete search history.

(56) **References Cited**

U.S. PATENT DOCUMENTS

D228,908 S * 10/1973 Juhlin D23/223

D453,813 S * 2/2002 Gottwald D23/223

D454,620 S * 3/2002 Starck D23/228

D495,028 S * 8/2004 Jorgensen et al. D23/223

D508,974 S * 8/2005 Lin D23/223

* cited by examiner

Primary Examiner—Robin Webster

(74) *Attorney, Agent, or Firm*—Kwadjo Adusei-Poku;
Lloyd D. Doigan

(57) **CLAIM**

The ornamental design for a hand shower, as shown and described.

DESCRIPTION

FIG. 1 is a front perspective view of a hand shower showing my design;

FIG. 2 is a top plan view thereof;

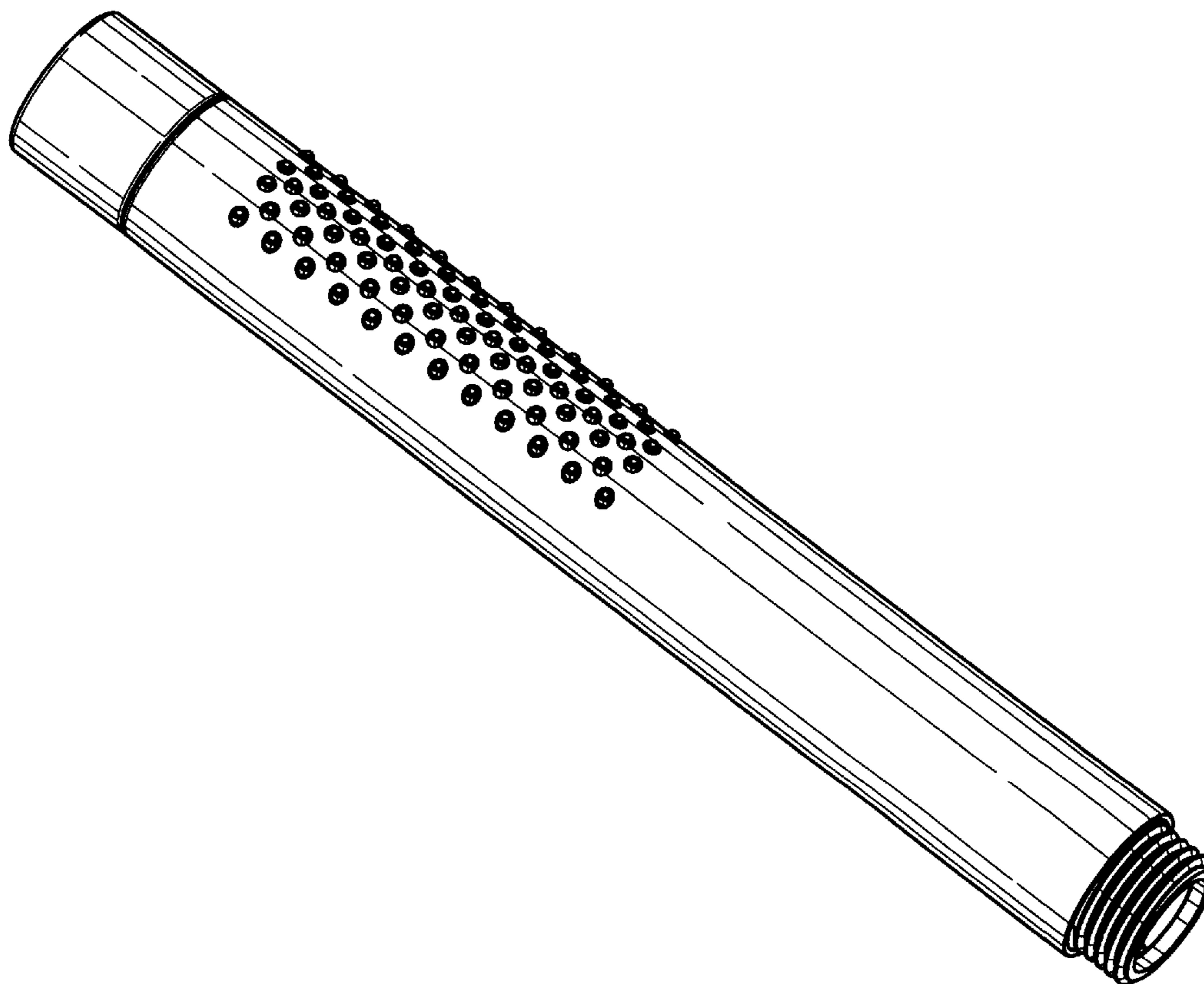
FIG. 3 is a right side elevational view thereof; the left side elevational view being a mirror image thereof;

FIG. 4 is a front elevational view thereof; and,

FIG. 5 is a rear elevational view thereof.

The broken line showing in FIG. 2 is included for the purpose of illustrating and forms no part of the claimed design.

1 Claim, 2 Drawing Sheets



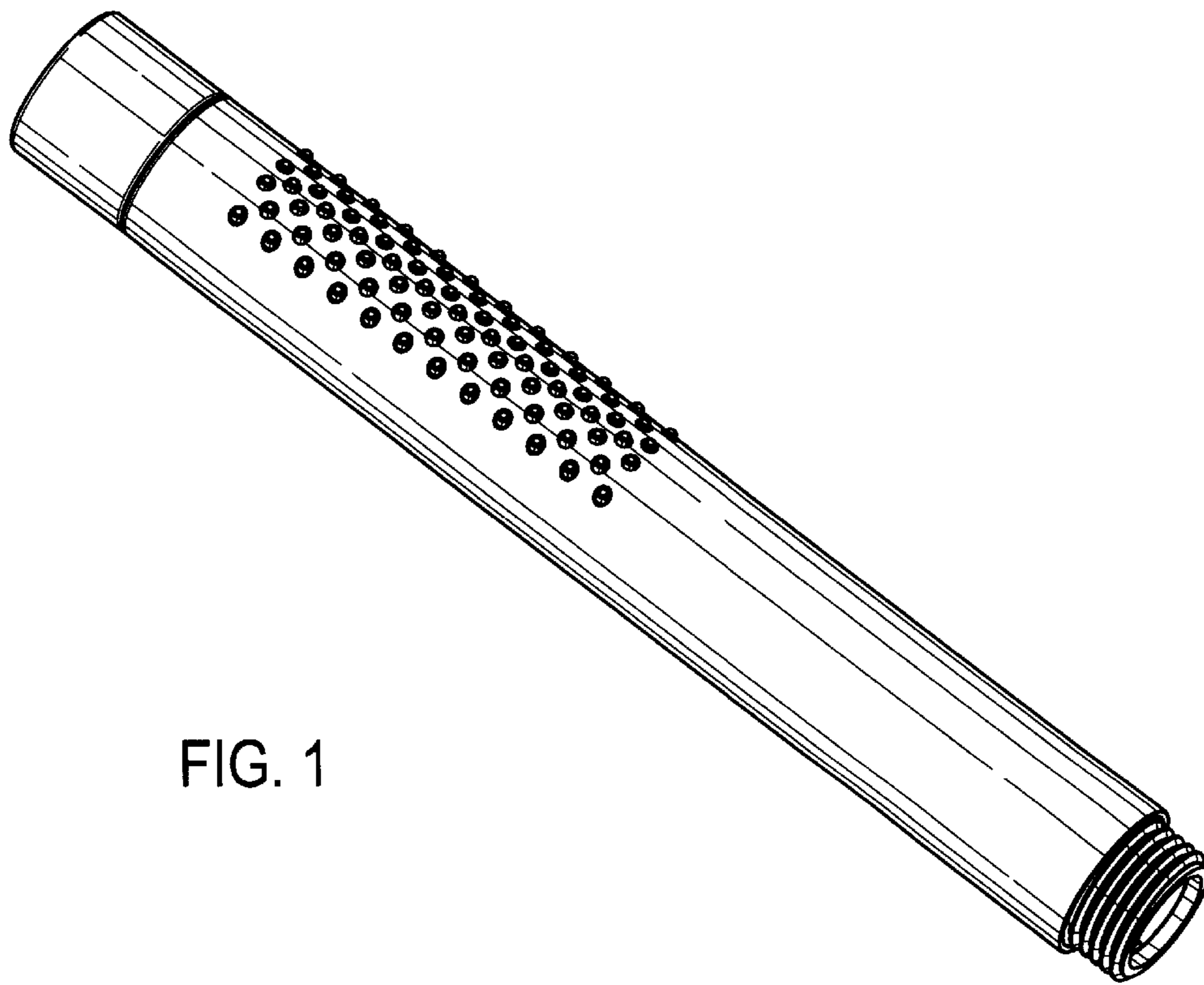


FIG. 1

FIG. 2

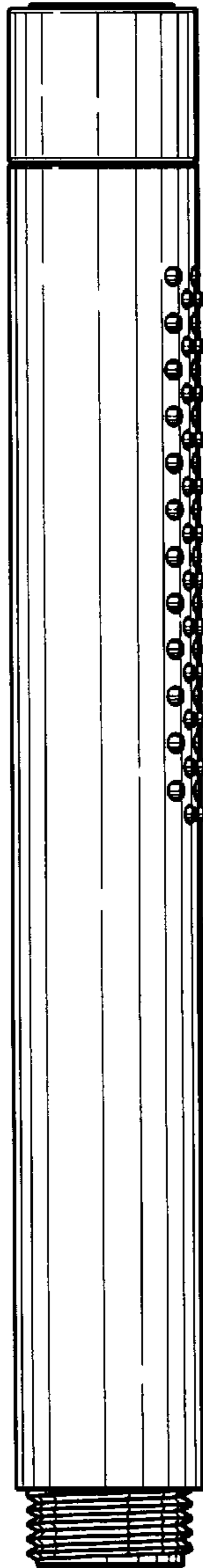
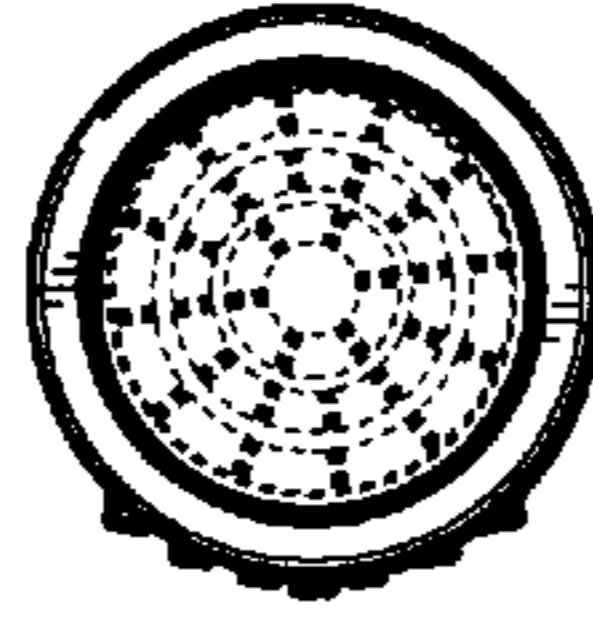


FIG. 3

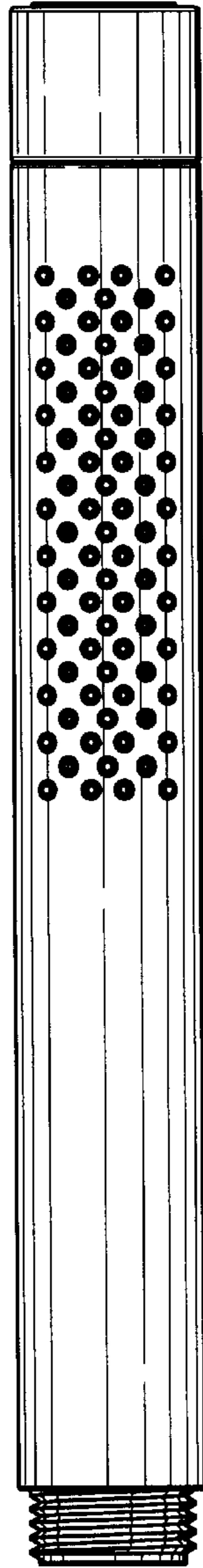


FIG. 4

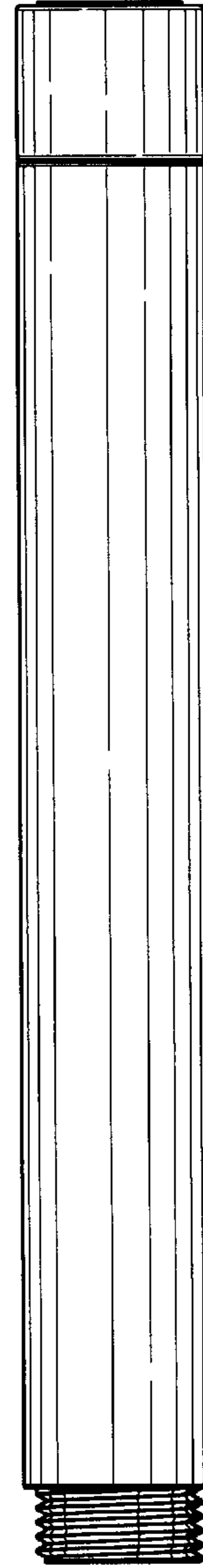


FIG. 5