



US00D538385S

(12) **United States Design Patent**  
**Cottis**

(10) **Patent No.:** **US D538,385 S**

(45) **Date of Patent:** **\*\* Mar. 13, 2007**

(54) **FISHING LURE RECEPTACLE**

(75) Inventor: **Maxwell Stewart Cottis**, Essex (GB)

(73) Assignee: **Fox International Group Limited**,  
Essex (GB)

(\*\*) Term: **14 Years**

(21) Appl. No.: **29/255,007**

(22) Filed: **Mar. 3, 2006**

(30) **Foreign Application Priority Data**

Sep. 8, 2005 (EM) ..... 000397146-0001

(51) **LOC (8) Cl.** ..... **22-05**

(52) **U.S. Cl.** ..... **D22/134**

(58) **Field of Classification Search** ..... D22/134,  
D22/135, 199; 206/315.11; D3/260, 901-905,  
D3/303-314

See application file for complete search history.

(56) **References Cited**

U.S. PATENT DOCUMENTS

D233,020 S \* 10/1974 Torokvei ..... D3/311

D260,603 S \* 9/1981 O'Donnal ..... D3/311  
D335,577 S \* 5/1993 Malmanger et al. .... D3/260  
D492,484 S \* 7/2004 Lin ..... D3/260  
2005/0189246 A1 \* 9/2005 Ferguson ..... 206/315.11

\* cited by examiner

*Primary Examiner*—Catherine R. Oliver

(74) *Attorney, Agent, or Firm*—Clark & Brody

(57) **CLAIM**

The ornamental design for a fishing lure receptacle, as shown and described.

**DESCRIPTION**

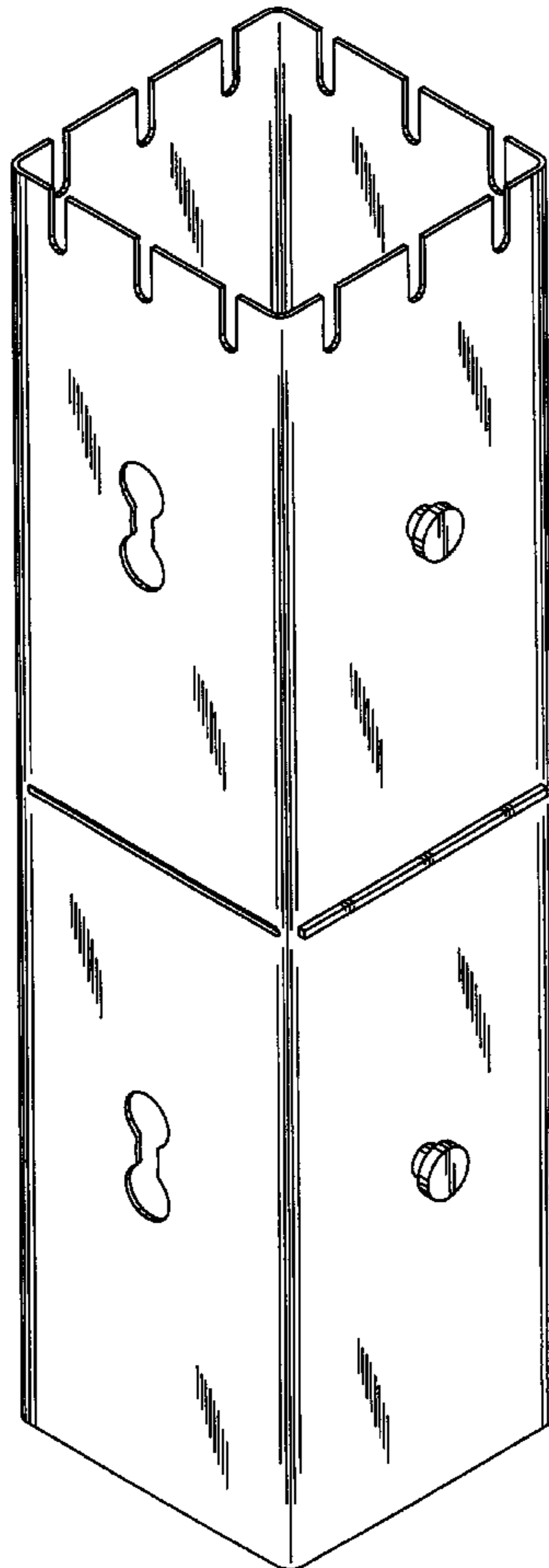
FIG. 1 is a perspective view of a fishing lure receptacle showing my new design;

FIG. 2 is a front elevation thereof, the rear elevation being identical;

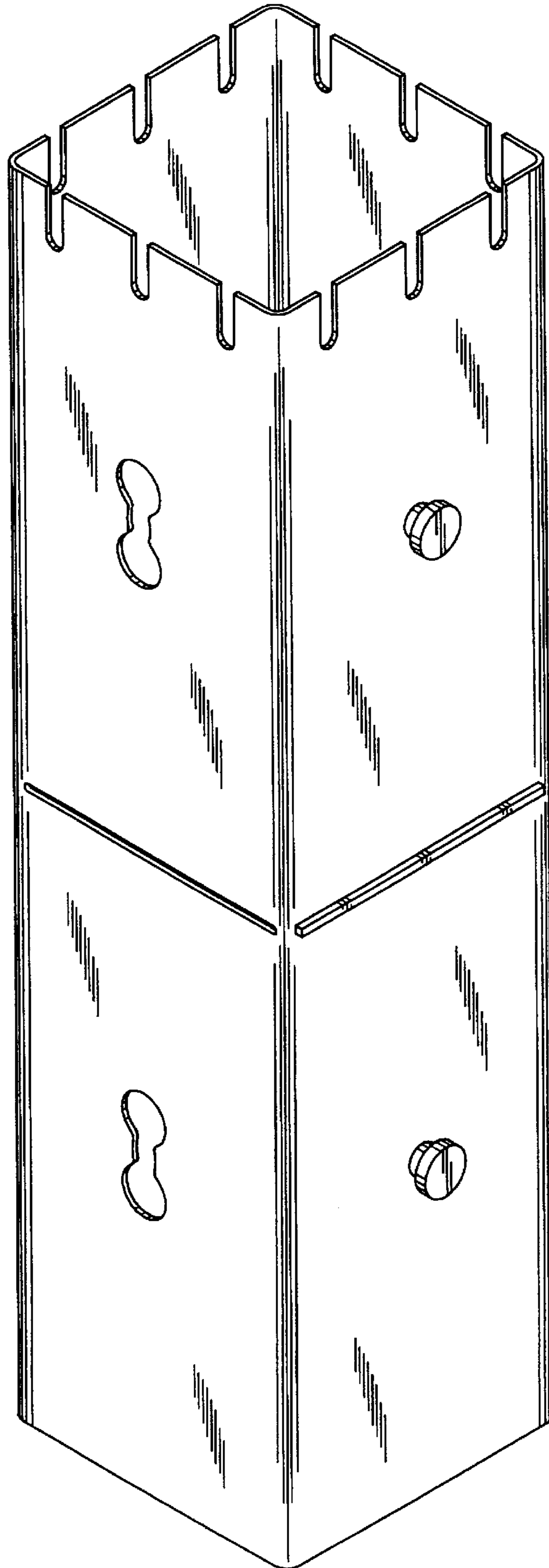
FIG. 3 is a left side elevation thereof, the right side elevation being identical; and,

FIG. 4 is a top plan view thereof.

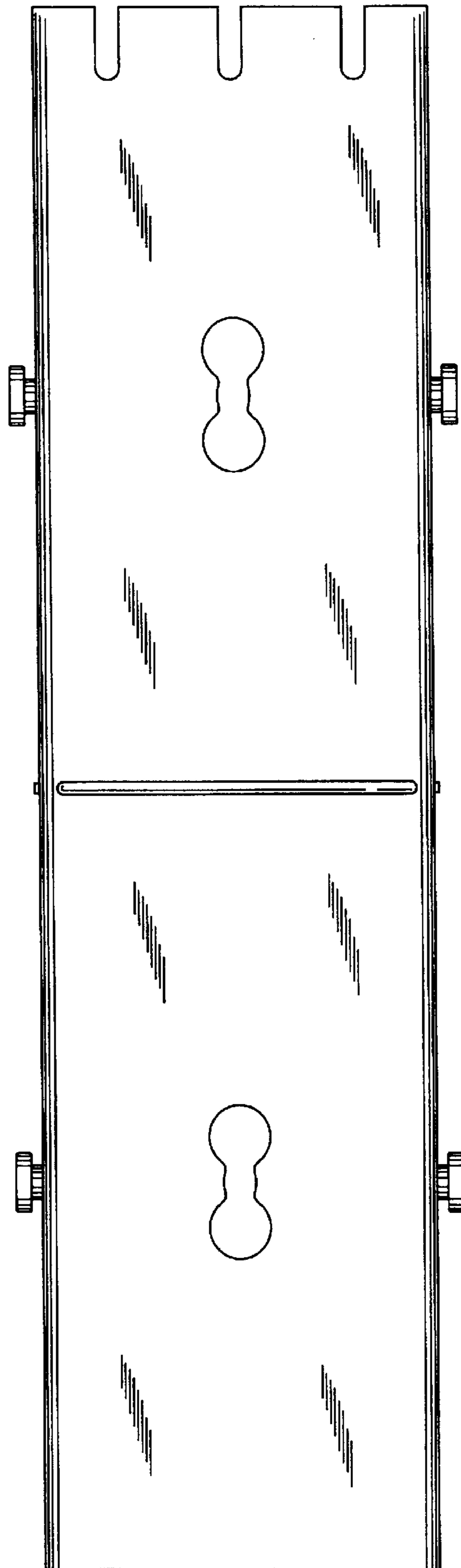
**1 Claim, 4 Drawing Sheets**



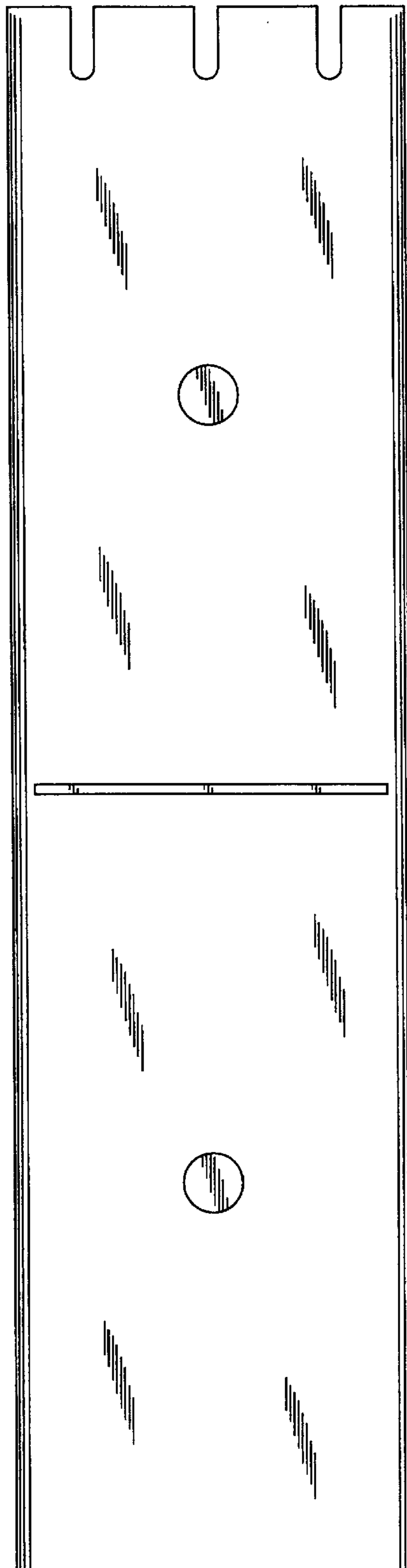
*FIG. 1*



*FIG. 2*



*FIG. 3*



*FIG. 4*

