



US00D538365S

(12) **United States Design Patent**  
**Torbett**

(10) **Patent No.:** **US D538,365 S**

(45) **Date of Patent:** **\*\* Mar. 13, 2007**

(54) **GOLF CLUB PUTTER**

(76) Inventor: **Kenneth S. Torbett**, 12 Via Verona,  
Palm Coast, FL (US) 32137

(\*\*) Term: **14 Years**

(21) Appl. No.: **29/253,292**

(22) Filed: **Feb. 3, 2006**

**Related U.S. Application Data**

(63) Continuation-in-part of application No. 29/233,703, filed on  
Jul. 8, 2005.

(51) **LOC (8) Cl.** ..... **21-02**

(52) **U.S. Cl.** ..... **D21/744**

(58) **Field of Classification Search** ..... D21/736-746;  
473/324-331, 251-256, 340, 341  
See application file for complete search history.

(56) **References Cited**

**U.S. PATENT DOCUMENTS**

D63,284 S	*	11/1923	Challis	.....	D21/736
3,888,492 A		6/1975	Cabot	.....	273/186
D246,329 S	*	11/1977	Little	.....	D21/739
D248,181 S	*	6/1978	Cervantes	.....	D21/745
5,072,941 A		12/1991	Klein	.....	273/164
D416,964 S	*	11/1999	Steele	.....	D21/743
D421,471 S		3/2000	Moldovan	.....	D21/744
D428,952 S	*	8/2000	Godown	.....	D21/736

6,241,624 B1	6/2001	Zabytko et al.	.....	473/340	
D447,526 S	*	9/2001	Mathews, Jr.	.....	D21/736
6,336,869 B1	1/2002	Hettinger et al.	.....	473/324	
6,692,372 B1	2/2004	Colucci	.....	473/251	
6,699,140 B1	3/2004	Sun	.....	473/252	
2005/0096153 A1	5/2005	Stoaker	.....	473/340	

\* cited by examiner

*Primary Examiner*—Mitchell Siegel

(74) *Attorney, Agent, or Firm*—Brian S. Steinberger; Law  
Offices of Brian S. Steinberger, P.A.

(57) **CLAIM**

The ornamental design for a golf club putter, as shown and  
described.

**DESCRIPTION**

FIG. 1 is a top front perspective view of the golf club putter;  
FIG. 2 is a top rear perspective view of the golf club putter  
of FIG. 1;

FIG. 3 is a front side view of FIG. 1.

FIG. 4 is a right side view of FIG. 1.

FIG. 5 is a rear side view of FIG. 1.

FIG. 6 is a left side view of FIG. 1.

FIG. 7 is a top view of FIG. 1; and,

FIG. 8 is a bottom view of FIG. 1.

The broken lines showing a handle in FIGS. 1-6 are for  
illustrative purposes and form no part of the claimed design.

**1 Claim, 8 Drawing Sheets**

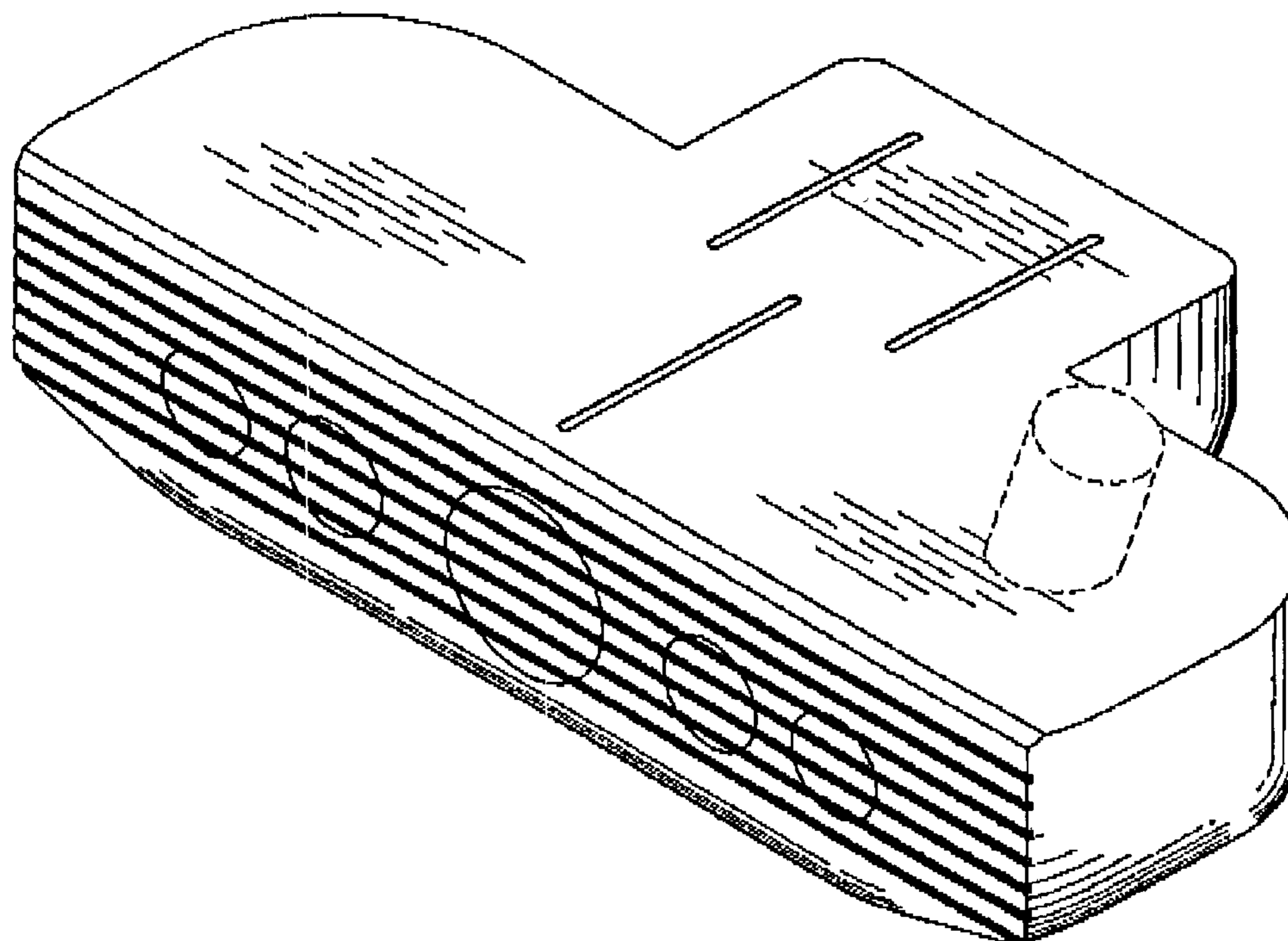


Fig.1

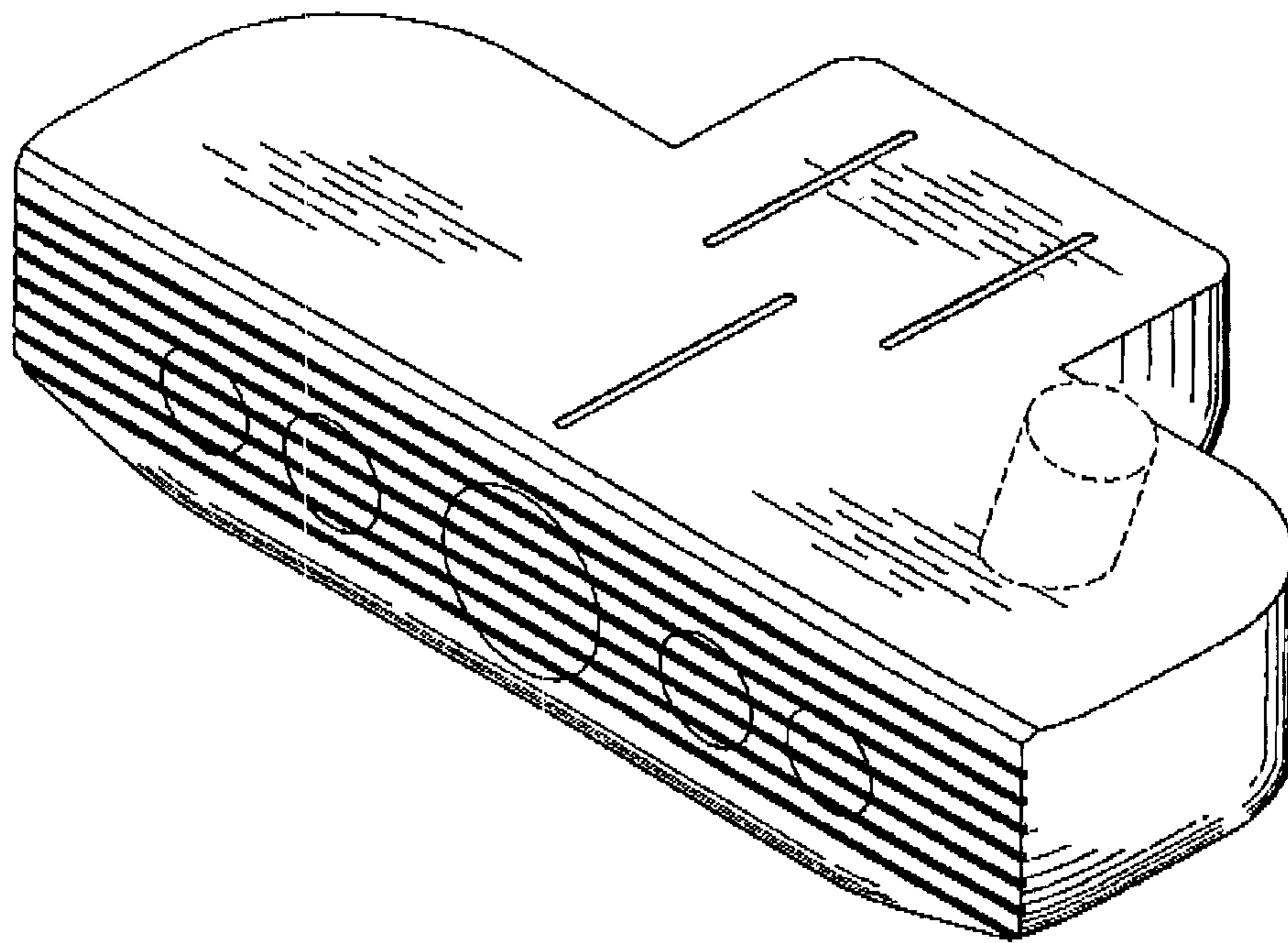


Fig.2

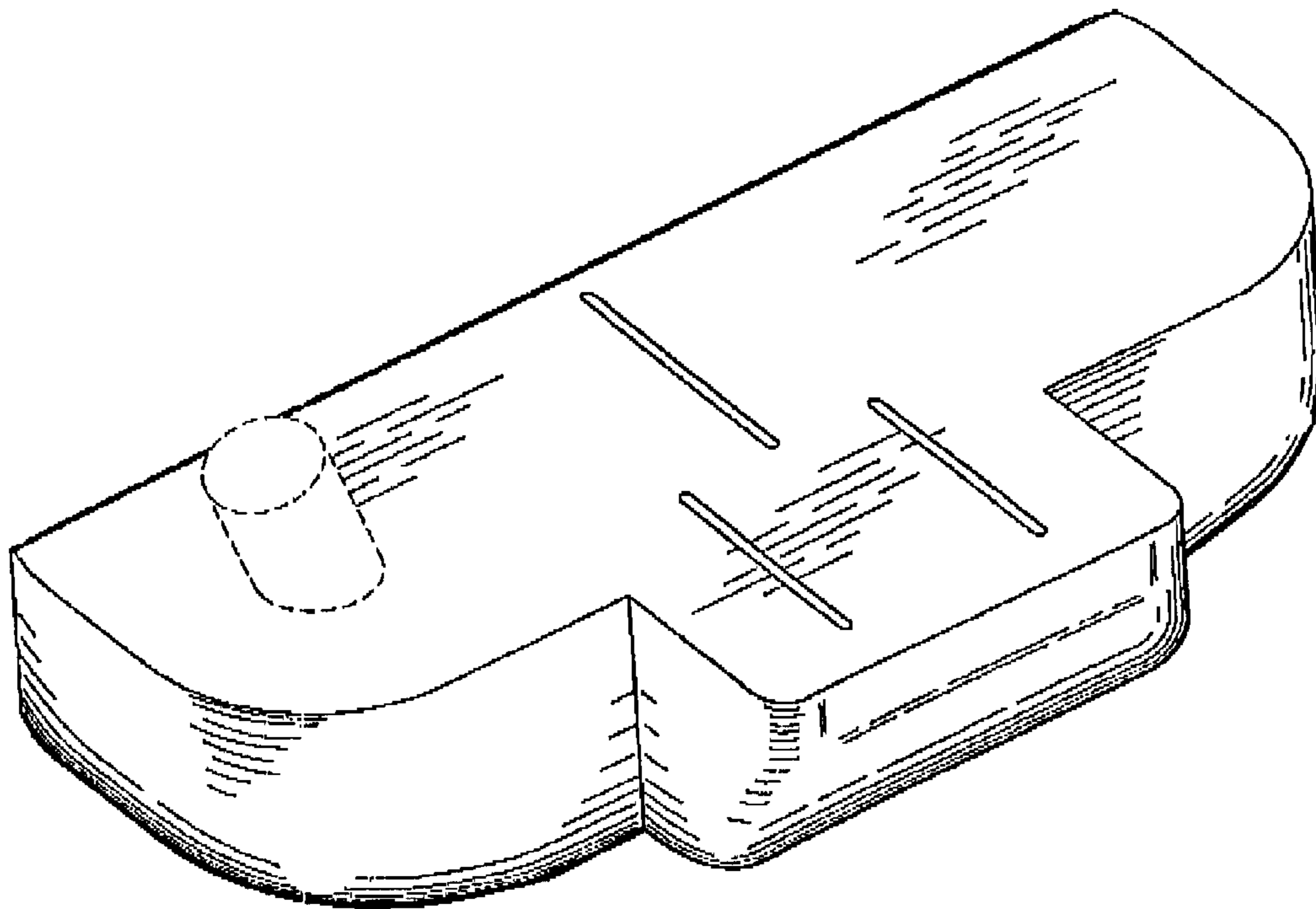


FIG. 3




Fig.4

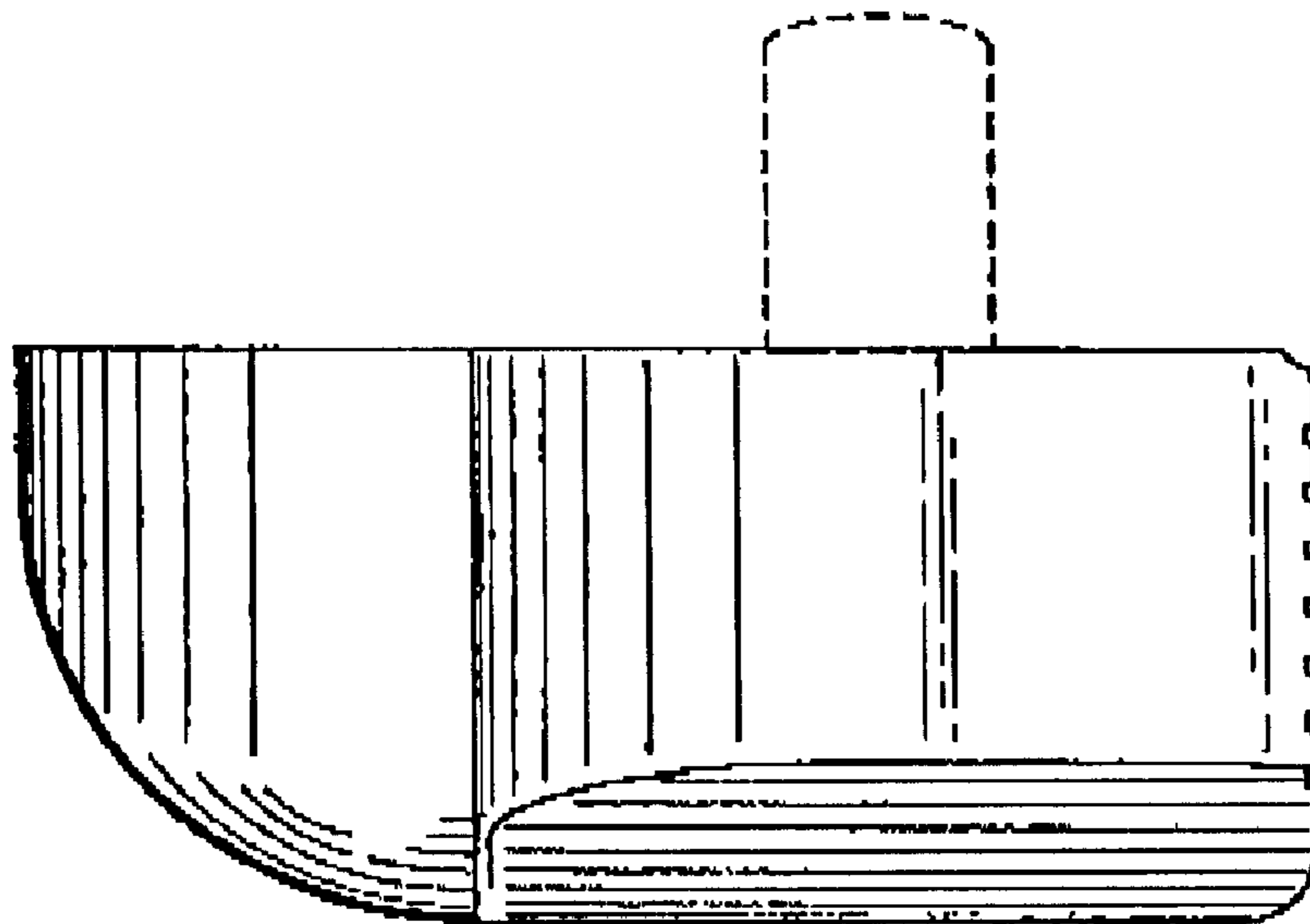


Fig.5




Fig.6

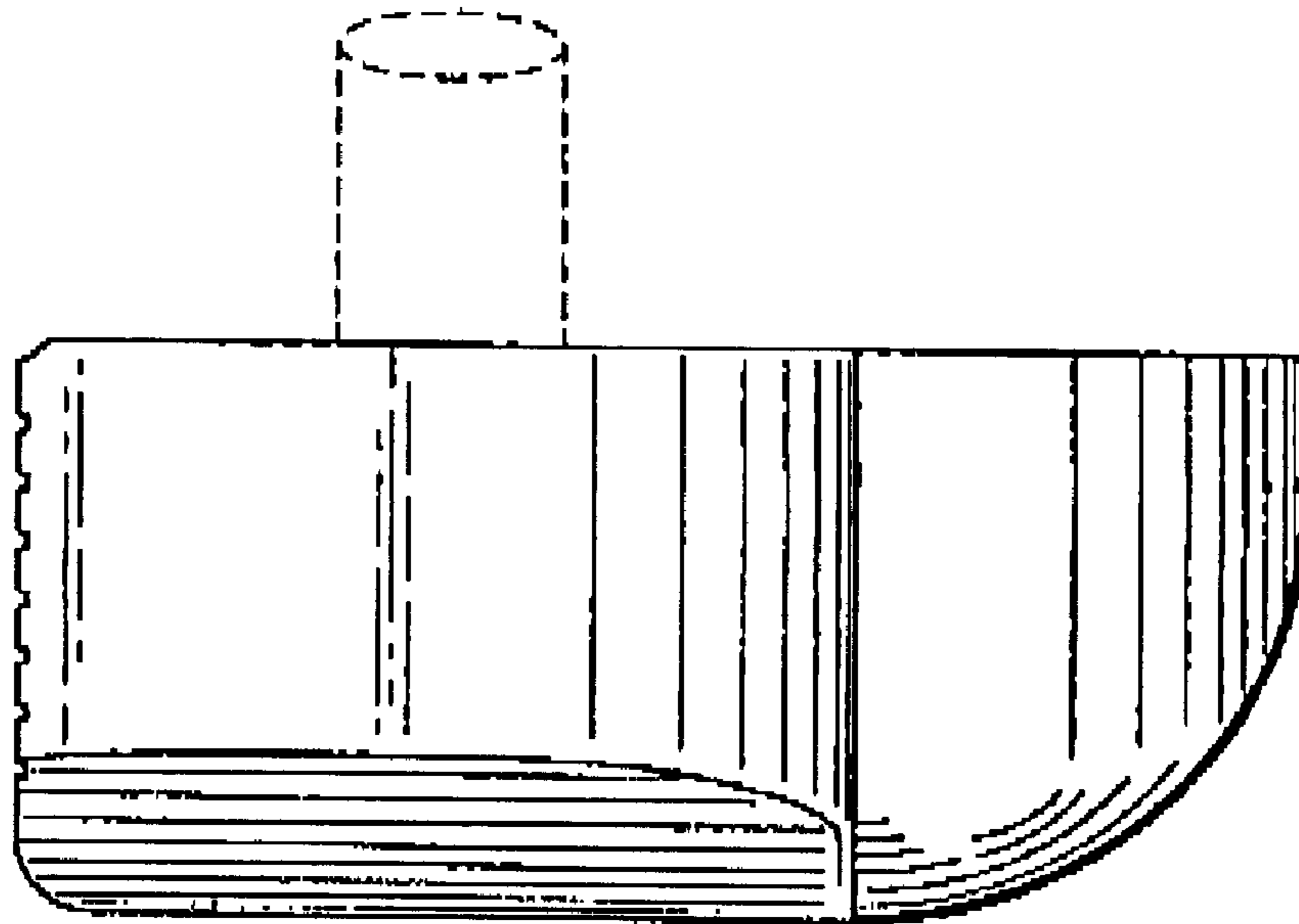


Fig.7

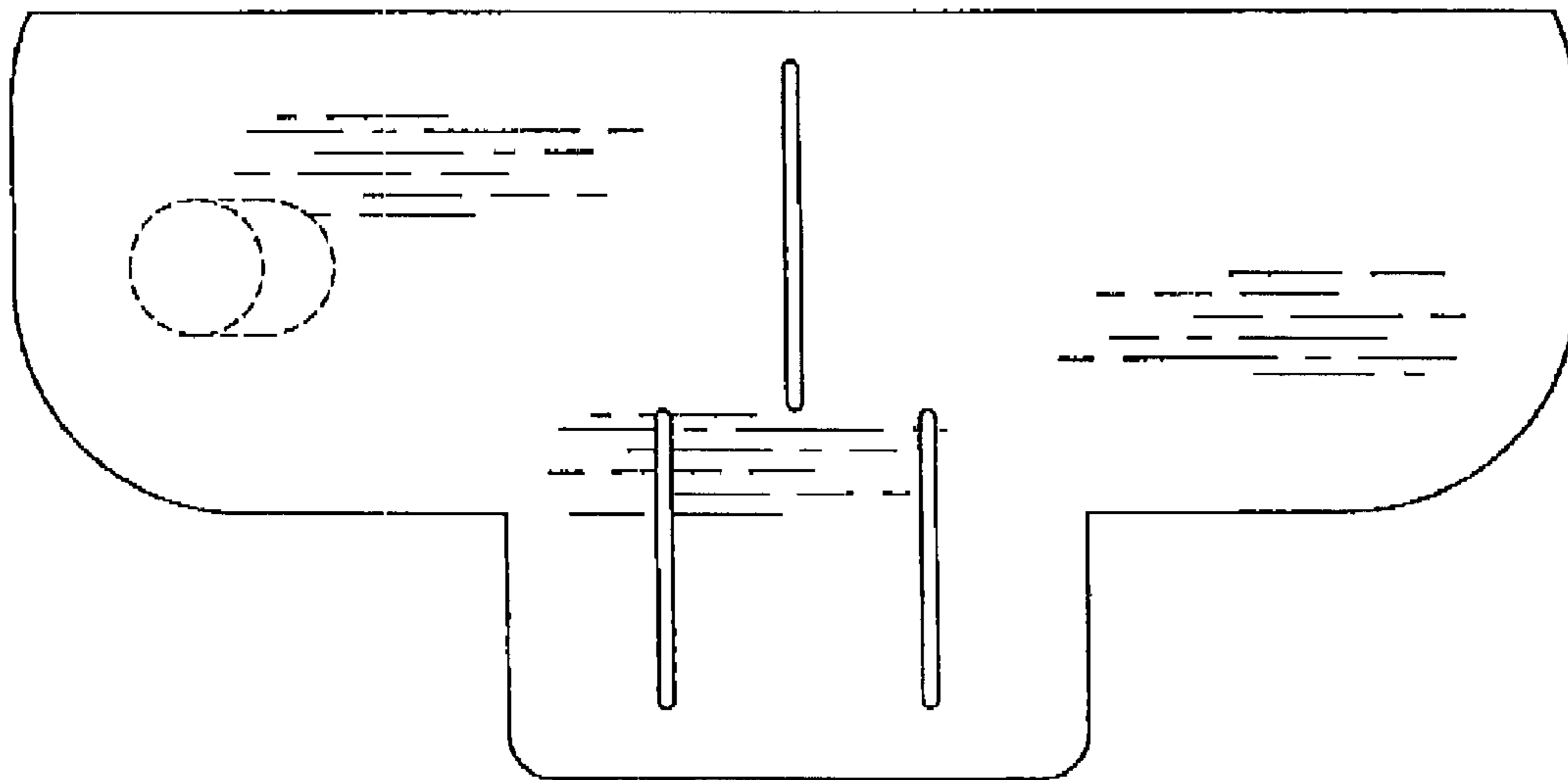




Fig.8

