



US00D538362S

(12) **United States Design Patent**  
**Carroll**

(10) **Patent No.:** **US D538,362 S**

(45) **Date of Patent:** **\*\* Mar. 13, 2007**

(54) **LACROSSE STICK**

(76) **Inventor:** **James Carroll, 27 DeCamp Dr.,  
Boonton Township, NJ (US) 07005**

(\*\*) **Term:** **14 Years**

(21) **Appl. No.:** **29/239,083**

(22) **Filed:** **Sep. 27, 2005**

(51) **LOC (8) Cl.** ..... **21-02**

(52) **U.S. Cl.** ..... **D21/724**

(58) **Field of Classification Search** ..... **D21/724;**  
473/505-515

See application file for complete search history.

(56) **References Cited**

**U.S. PATENT DOCUMENTS**

1,866,158	A	*	7/1932	Goodwin	.....	473/513
3,822,062	A	*	7/1974	Tucker et al.	.....	473/513
3,905,088	A	*	9/1975	Tucker et al.	.....	473/513
4,037,841	A	*	7/1977	Lewis, Jr.	.....	473/513
4,206,918	A	*	6/1980	Lewis, Jr.	.....	473/513

4,739,994	A	*	4/1988	Lewis, Jr.	.....	473/513
5,224,703	A	*	7/1993	Osher	.....	473/513
5,651,744	A	*	7/1997	Millon et al.	.....	473/513
5,935,026	A	*	8/1999	Dill et al.	.....	473/513
5,967,912	A	*	10/1999	Hexemer et al.	.....	473/513
6,926,628	B2	*	8/2005	Morrow et al.	.....	473/513

\* cited by examiner

*Primary Examiner*—Mitchell Siegel

(74) *Attorney, Agent, or Firm*—H. Jay Spiegel

(57) **CLAIM**

The ornamental design for a lacrosse stick, as shown and described.

**DESCRIPTION**

FIG. 1 shows a rear view of my claimed design.  
FIG. 2 shows a front view of my claimed design.  
FIG. 3 shows a left side view of my claimed design.  
FIG. 4 shows a right side view of my claimed design.  
FIG. 5 shows a top view of my claimed design; and,  
FIG. 6 shows a bottom view of my claimed design.

**1 Claim, 2 Drawing Sheets**

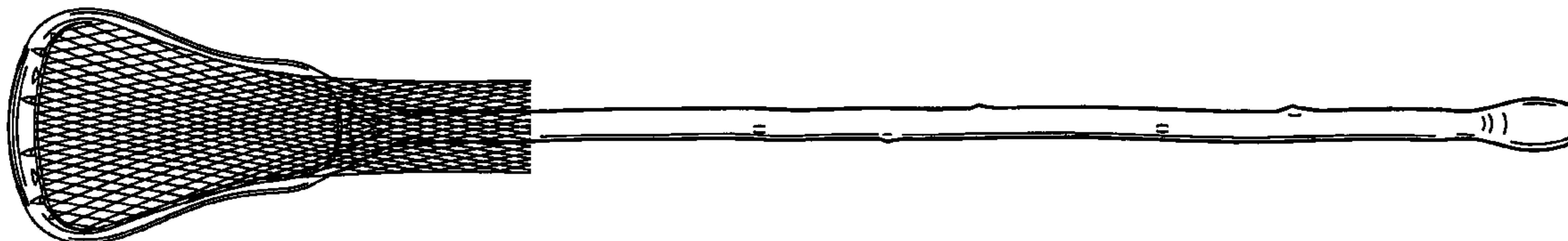


FIG. 1

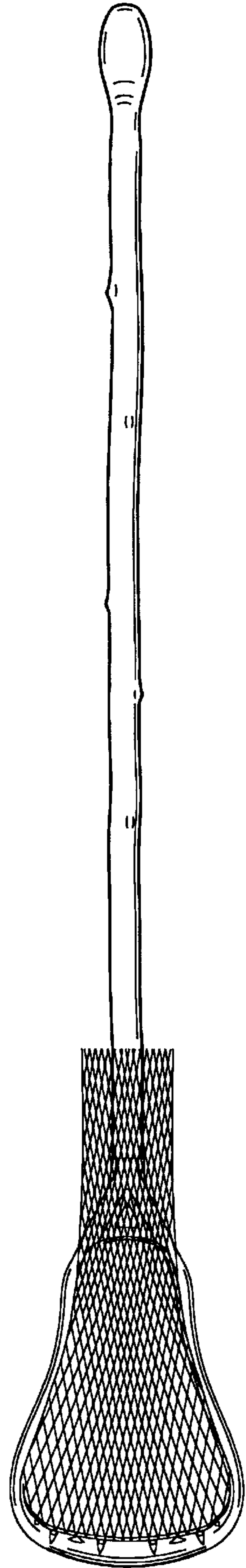


FIG. 2

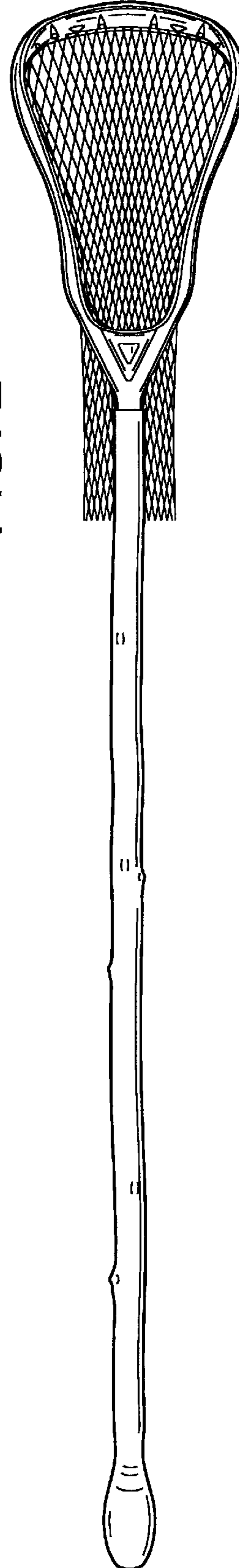


FIG.3



FIG.4



FIG.5

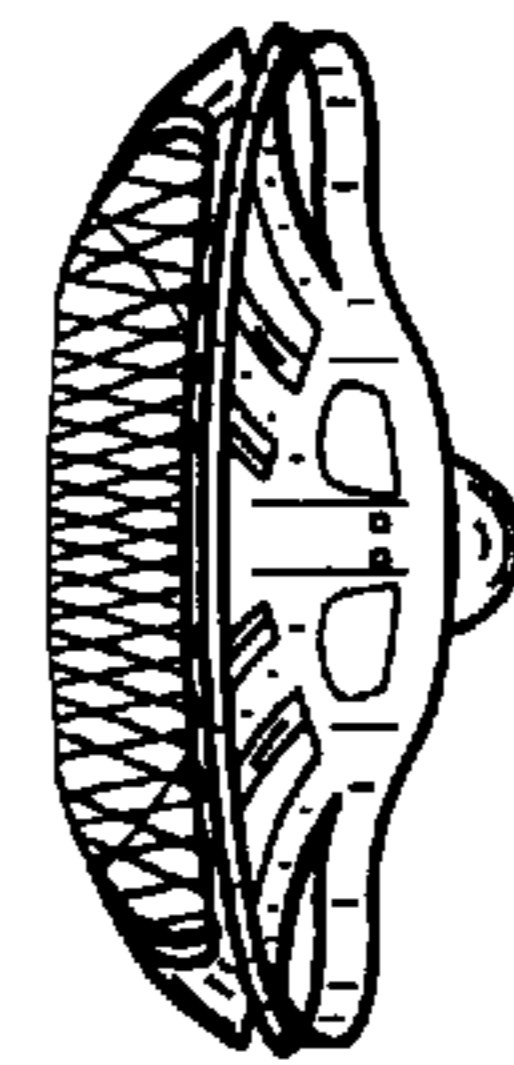


FIG.6

