



US00D538349S

(12) **United States Design Patent**
Hollands

(10) **Patent No.:** **US D538,349 S**

(45) **Date of Patent:** **** Mar. 13, 2007**

(54) **NUMBER PLATE**

(75) Inventor: **Darryl Hollands**, Wacol (AU)

(73) Assignee: **Licensys Pty Ltd**, Queensland (AU)

(**) Term: **14 Years**

(21) Appl. No.: **29/230,446**

(22) Filed: **May 20, 2005**

(51) **LOC (8) Cl.** **20-03**

(52) **U.S. Cl.** **D20/13**

(58) **Field of Classification Search** D20/10,
D20/11, 13, 15, 17, 22, 27, 40, 42, 43, 99;
D8/354; D12/193, 400; D19/89, 90; 40/124.01,
40/200, 206, 209, 210, 591, 592, 593, 643;
428/179, 914

See application file for complete search history.

(56) **References Cited**

U.S. PATENT DOCUMENTS

809,698	A	*	1/1906	Kelley	359/839
1,153,278	A	*	9/1915	Ward et al.	40/202
1,536,414	A	*	5/1925	Watts	40/209
1,699,311	A	*	1/1929	Randall	40/210
1,985,227	A	*	12/1934	Bland	40/200
3,186,665	A	*	6/1965	Cole et al.	248/475.1
4,924,611	A	*	5/1990	Shaw	40/210
5,149,571	A	*	9/1992	Croell	428/41.7
D370,450	S	*	6/1996	Doan	D12/193
D382,241	S	*	8/1997	Moureaux	D12/193

5,783,265	A	*	7/1998	Parkander	428/13
D412,876	S	*	8/1999	Crececius	D12/193
D415,987	S	*	11/1999	Romero	D12/193
D426,580	S	*	6/2000	Gall	D20/13
6,561,657	B1	*	5/2003	Schofield	359/838
6,848,204	B1	*	2/2005	Nowak	40/209
6,896,520	B2	*	5/2005	Swartz	434/81
6,900,792	B2	*	5/2005	Sun et al.	345/156

* cited by examiner

Primary Examiner—Robert M. Spear

(74) *Attorney, Agent, or Firm*—Renner, Otto, Boisselle & Sklar, LLP

(57) **CLAIM**

The ornamental design for a number plate, as shown and described.

DESCRIPTION

FIG. 1 is a perspective view of a number plate showing my new design.

FIG. 2 is a front view of the number plate.

FIG. 3 is a top view of the number plate.

FIG. 4 is a bottom view of the number plate.

FIG. 5 is a rear view of the number plate; and,

FIG. 6 is side view of the number plate, the opposite side being a mirror image thereof.

The numbers and letters printed or embossed on the number plate are provided for environmental purposes and do not form part of the claimed design.

1 Claim, 1 Drawing Sheet

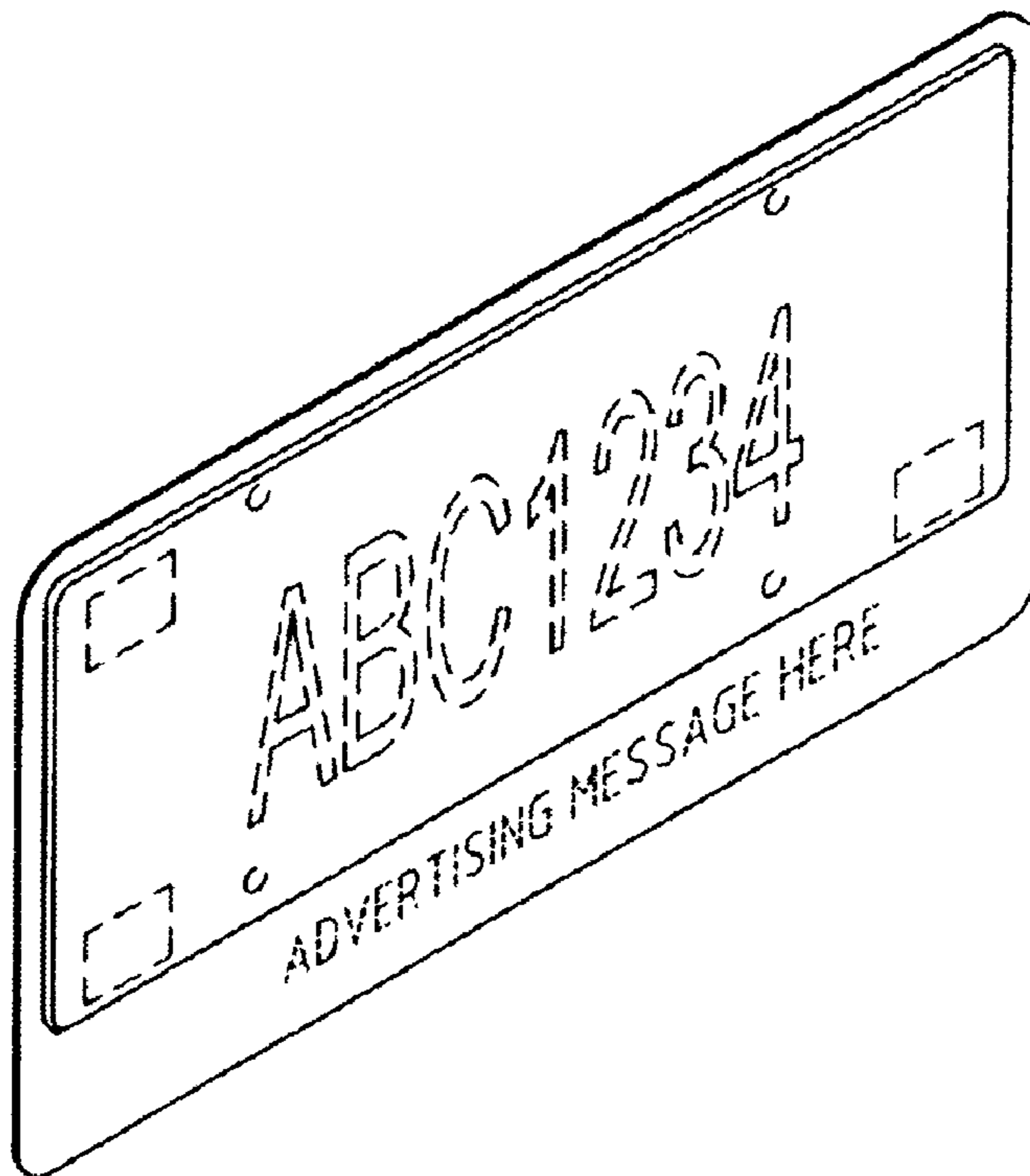


FIG. 5

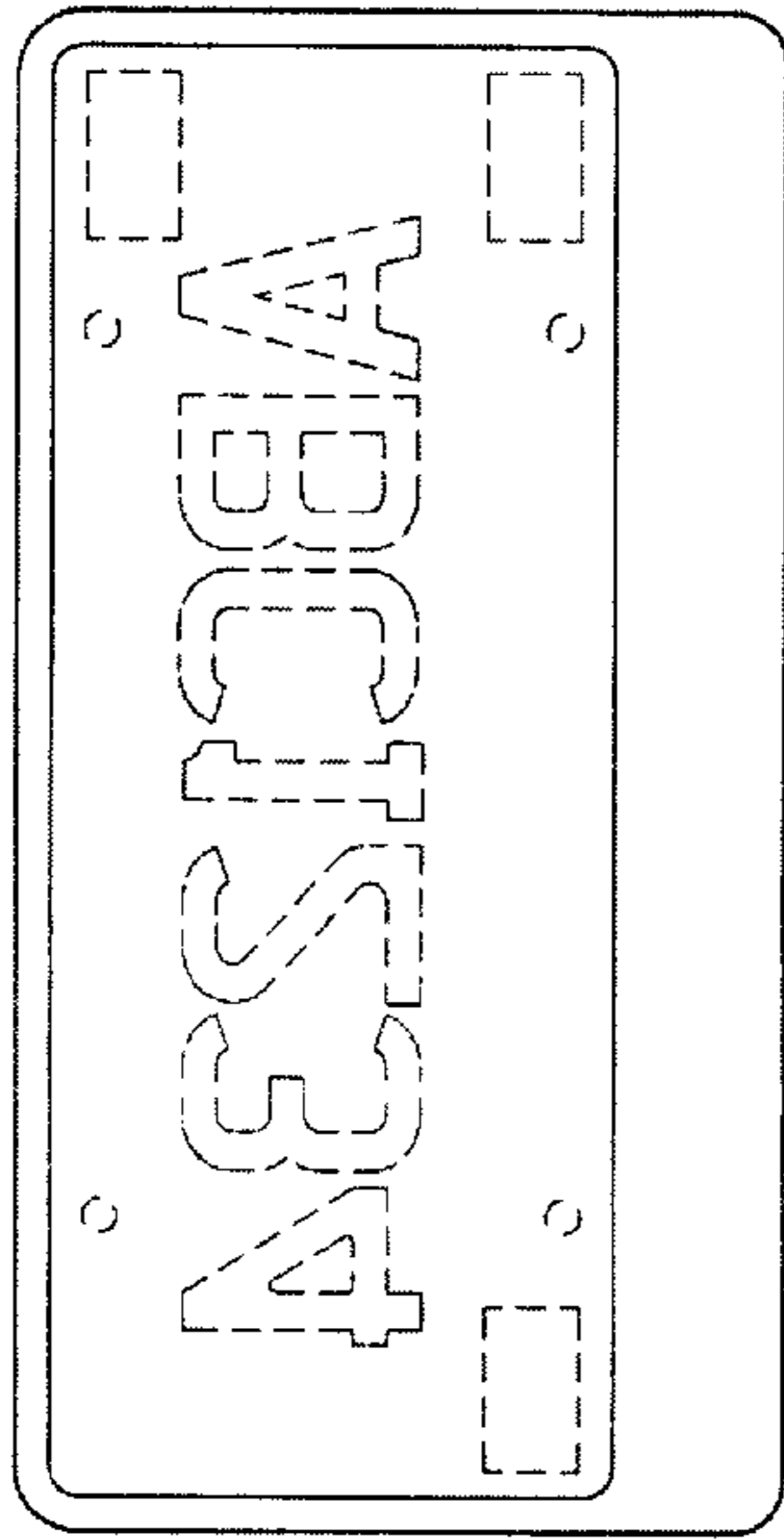


FIG. 3



FIG. 2

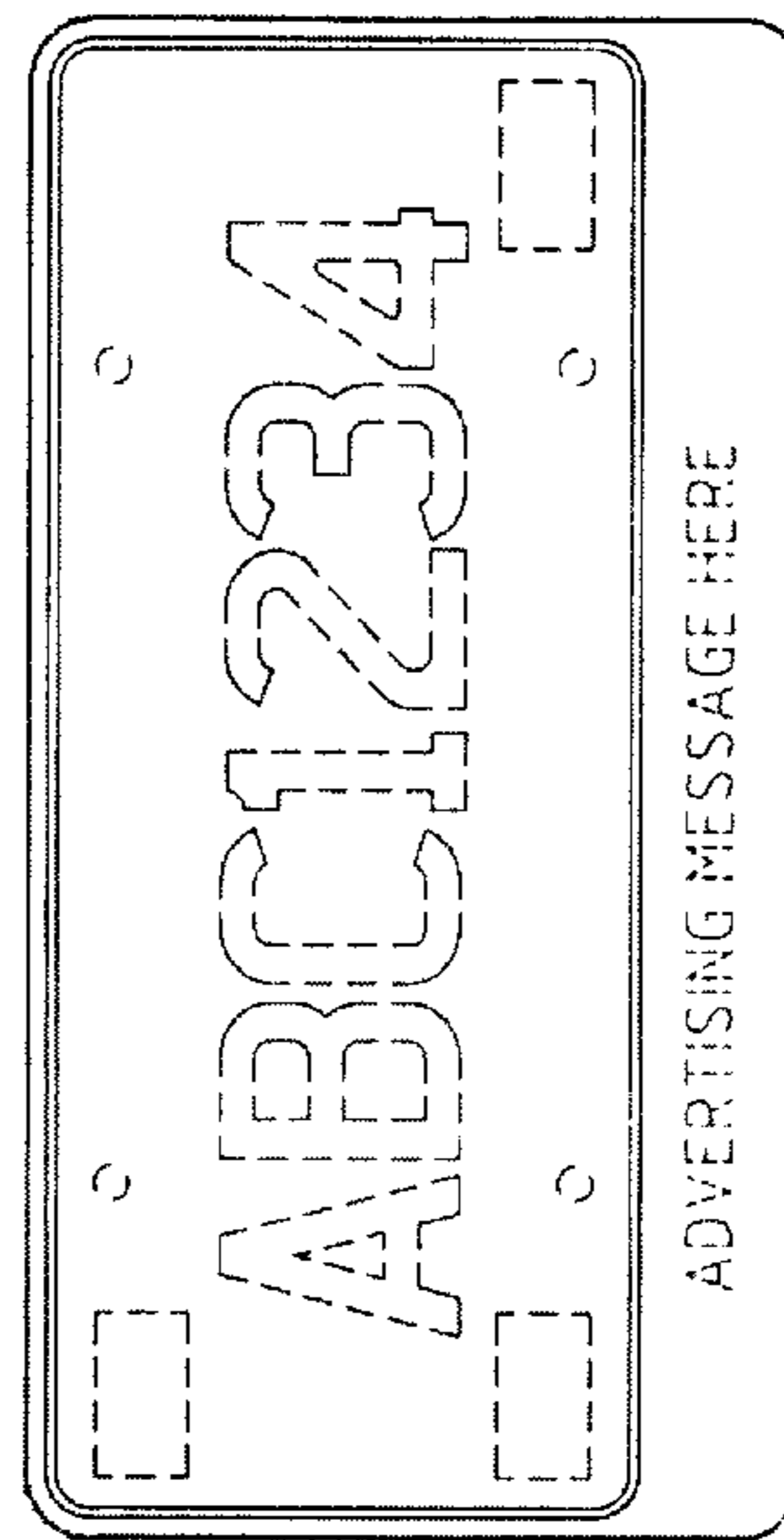


FIG. 4



FIG. 1

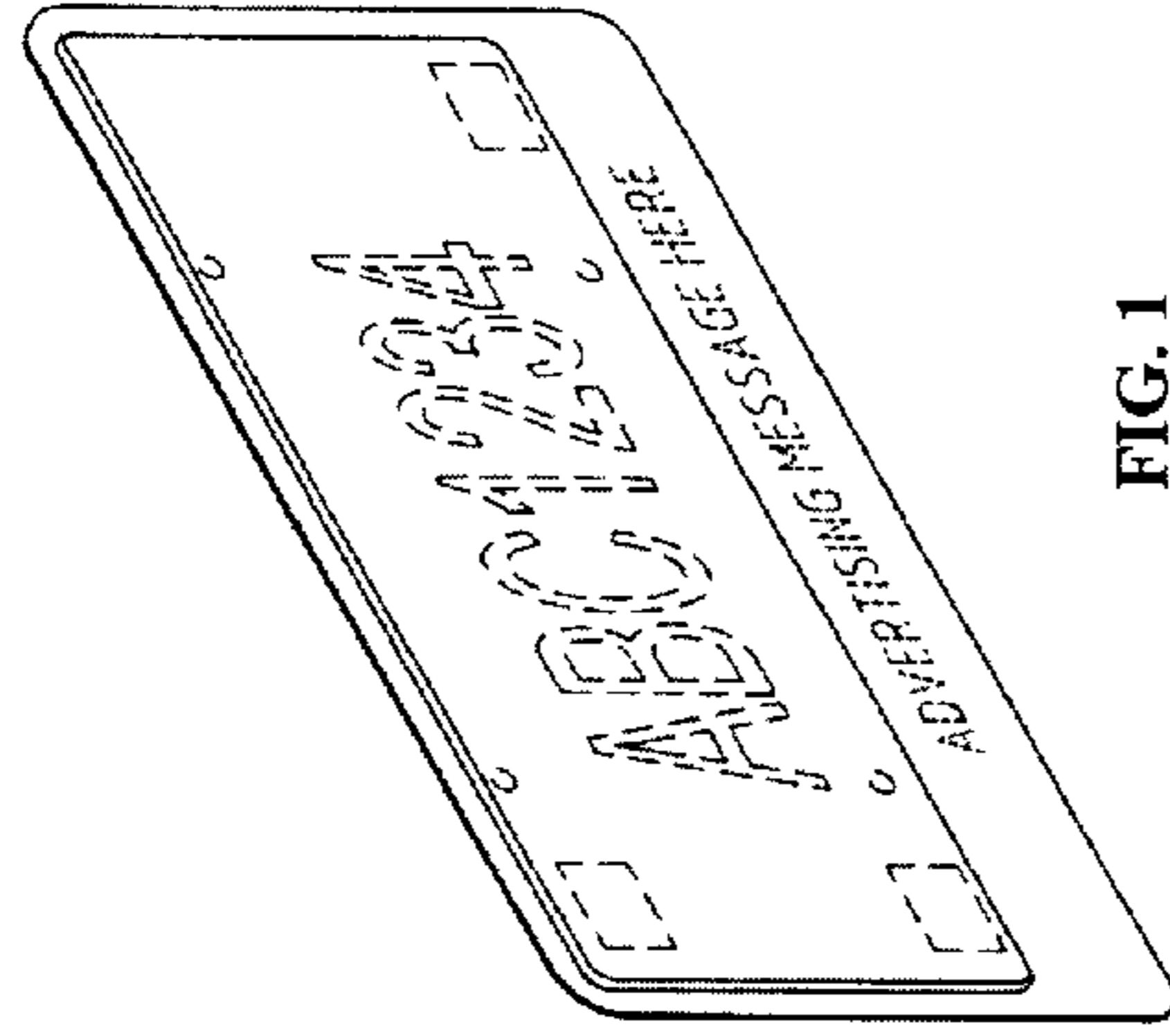


FIG. 6

