



US00D538344S

(12) **United States Design Patent**
Santa Maria et al.

(10) **Patent No.:** **US D538,344 S**

(45) **Date of Patent:** **** Mar. 13, 2007**

(54) **CLIP FOR A WRITING INSTRUMENT**

(75) Inventors: **Dominic D. Santa Maria**, Gloversville,
NY (US); **Margaret E. Enzien**,
Mechanicville, NY (US)

(73) Assignee: **Holland USA, Inc.**, North Mankato,
MN (US)

(**) Term: **14 Years**

(21) Appl. No.: **29/233,587**

(22) Filed: **Jul. 6, 2005**

(51) **LOC (8) Cl.** **19-06**

(52) **U.S. Cl.** **D19/56**

(58) **Field of Classification Search** D19/36,
D19/37, 41-51, 54-57; 24/11 R, 11 F, 11 P;
401/52, 99, 100, 104, 105, 106, 107, 108,
401/109, 192, 195, 243-247
See application file for complete search history.

(56) **References Cited**

U.S. PATENT DOCUMENTS

1,250,533	A	*	12/1917	Van Valkenburg	24/11 F
1,284,718	A	*	11/1918	Lasko	24/11 F
1,406,736	A	*	2/1922	Hoffman	401/78
D353,620	S	*	12/1994	De Baillon	D19/50
D354,514	S	*	1/1995	de Baillon	D19/50
D357,277	S	*	4/1995	Cappe de Baillon	D19/51
D359,071	S	*	6/1995	Cappe de Baillon	D19/51

D425,124	S	*	5/2000	Chen	D19/57
D430,607	S	*	9/2000	Matsuzaki et al.	D19/49
D442,635	S	*	5/2001	Izushima	D19/43
D485,301	S		1/2004	Santa Maria et al.		
D500,521	S		1/2005	Hautzinger et al.		
D509,536	S	*	9/2005	Nishida	D19/43

* cited by examiner

Primary Examiner—Elizabeth A. Albert

(74) *Attorney, Agent, or Firm*—Gray, Plant, Mooty, Mooty
& Bennett, PA; Peter Forrest

(57) **CLAIM**

We claim the ornamental design for a clip for a writing instrument, as shown and described.

DESCRIPTION

FIG. 1 is a perspective view of a clip for a writing instrument showing our new design;
FIG. 2 is a front view of the same;
FIG. 3 is a back view of the same
FIG. 4 is a right side view of the same, the left side view being a mirror image of the right side view;
FIG. 5 is a top view of the same;
FIG. 6 is a bottom view of the same; and,
FIG. 7 is another perspective view.
The writing instrument shown in broken lines in FIG. 7 is for illustrative purposes only, and forms no part of the claimed design.

1 Claim, 3 Drawing Sheets

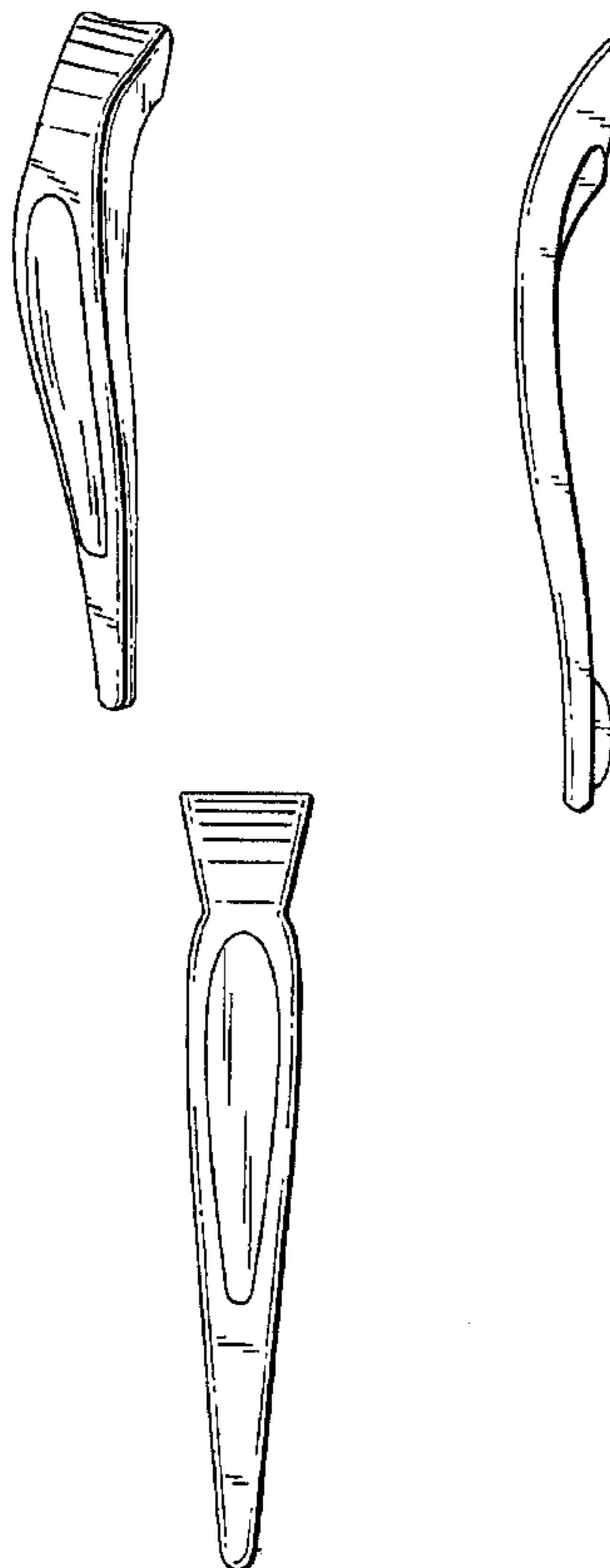




Fig. 1



Fig. 2

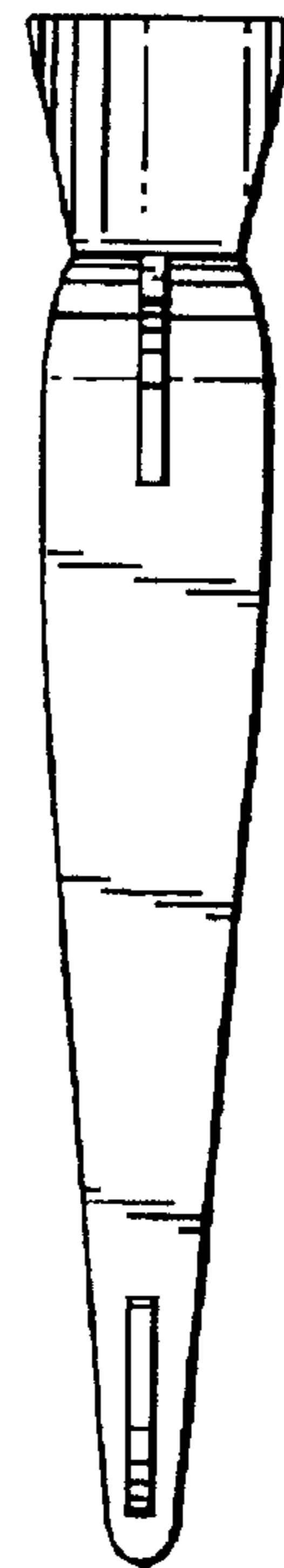


Fig. 3



Fig. 4



Fig. 5




Fig. 6

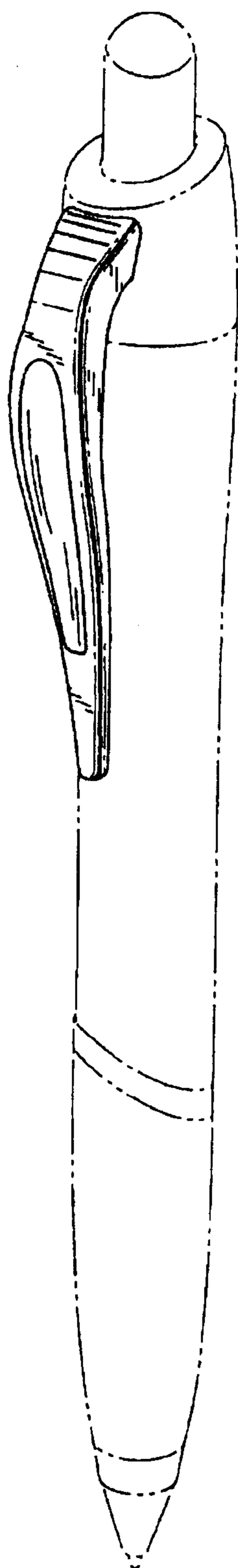


Fig. 7