



US00D538342S

(12) **United States Design Patent**  
**Oi**

(10) **Patent No.:** **US D538,342 S**

(45) **Date of Patent:** **\*\* Mar. 13, 2007**

(54) **BALLPOINT PEN**

(75) **Inventor:** **Yukiko Oi**, Tokyo (JP)

(73) **Assignee:** **Tombow Pencil Co., Ltd.**, Tokyo (JP)

(\*\*) **Term:** **14 Years**

(21) **Appl. No.:** **29/233,855**

(22) **Filed:** **Jul. 12, 2005**

(30) **Foreign Application Priority Data**

Jan. 24, 2005 (JP) ..... 2005-001634

(51) **LOC (8) Cl.** ..... **19-06**

(52) **U.S. Cl.** ..... **D19/50**

(58) **Field of Classification Search** ..... D19/36,  
D19/37, 41-51, 54-57; 24/11 R, 11 F, 11 P;  
401/52, 99, 100, 104, 105, 106, 107, 108,  
401/109, 192, 195, 243-247

See application file for complete search history.

(56) **References Cited**

**U.S. PATENT DOCUMENTS**

|            |   |         |               |       |        |
|------------|---|---------|---------------|-------|--------|
| D280,422 S | * | 9/1985  | Booker et al. | ..... | D19/51 |
| D342,546 S | * | 12/1993 | Song          | ..... | D19/50 |
| D354,985 S | * | 1/1995  | Hong          | ..... | D19/50 |
| D410,031 S | * | 5/1999  | Charriol      | ..... | D19/51 |
| D439,611 S | * | 3/2001  | Fukami et al. | ..... | D19/36 |
| D457,185 S | * | 5/2002  | Ham           | ..... | D19/36 |
| D462,717 S | * | 9/2002  | Rommel        | ..... | D19/56 |
| D508,715 S | * | 8/2005  | Rommel        | ..... | D19/43 |

D513,766 S \* 1/2006 Cetera ..... D19/36

\* cited by examiner

*Primary Examiner*—Elizabeth A. Albert

(74) *Attorney, Agent, or Firm*—Birch, Stewart, Kolasch,  
and Birch, LLP

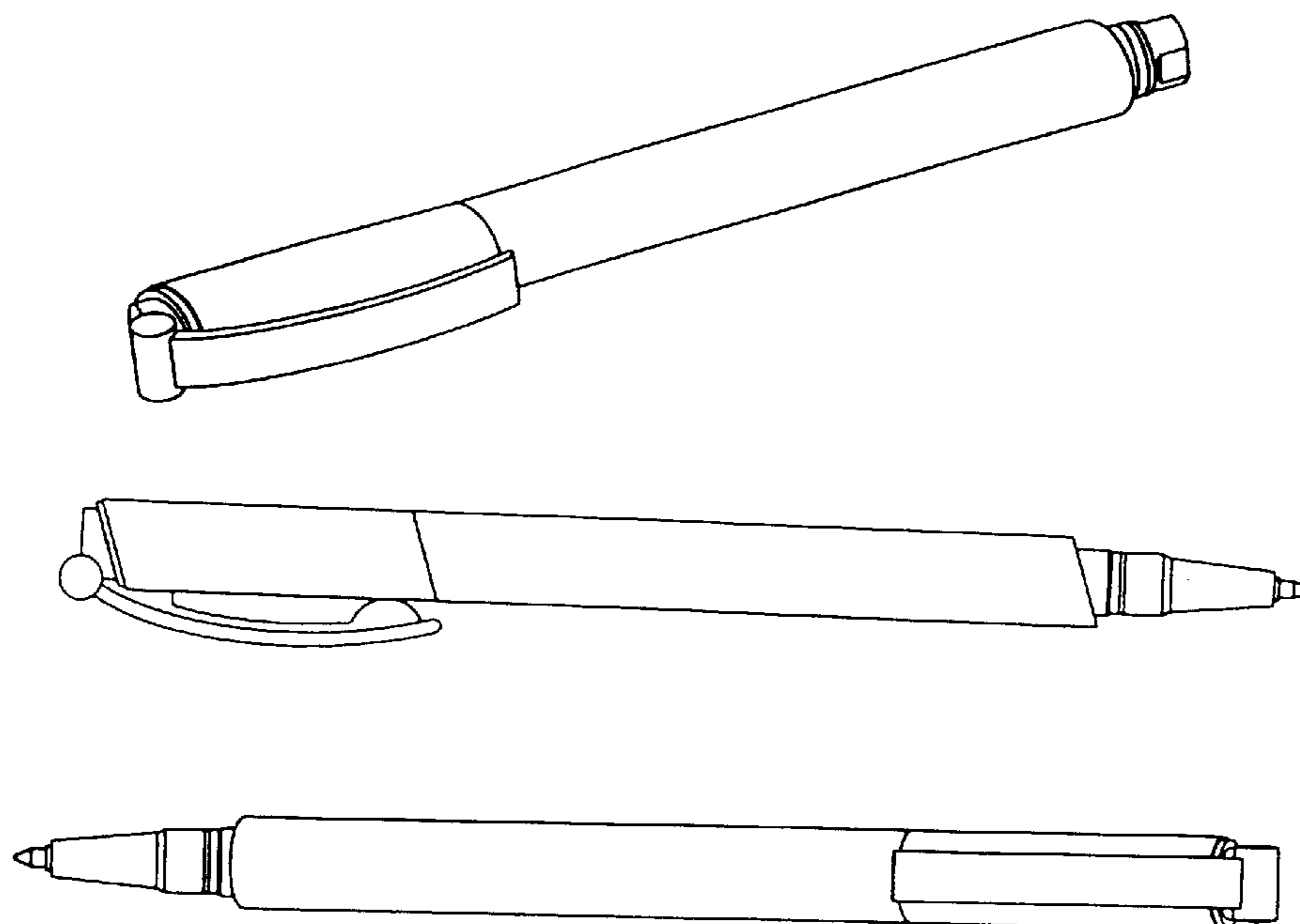
(57) **CLAIM**

The ornamental design for a ballpoint pen, as shown and described.

**DESCRIPTION**

FIG. 1 is a perspective view of the ballpoint pen showing my new design in a status with a tip covered by a cap;  
 FIG. 2 is a front view thereof;  
 FIG. 3 is a rear view thereof;  
 FIG. 4 is a top view thereof;  
 FIG. 5 is a bottom view thereof;  
 FIG. 6 is a top view thereof in a status with the tip exposed for use;  
 FIG. 7 is a top view thereof with the cap omitted;  
 FIG. 8 is a bottom view thereof with the cap omitted;  
 FIG. 9 is a rear view of FIG. 6 in a status with the tip exposed for use;  
 FIG. 10 is a front view thereof in a status with the tip exposed for use;  
 FIG. 11 is a bottom view thereof in a status with the tip exposed for use; and,  
 FIG. 12 is a perspective view thereof in a status with the tip exposed for use.

**1 Claim, 4 Drawing Sheets**



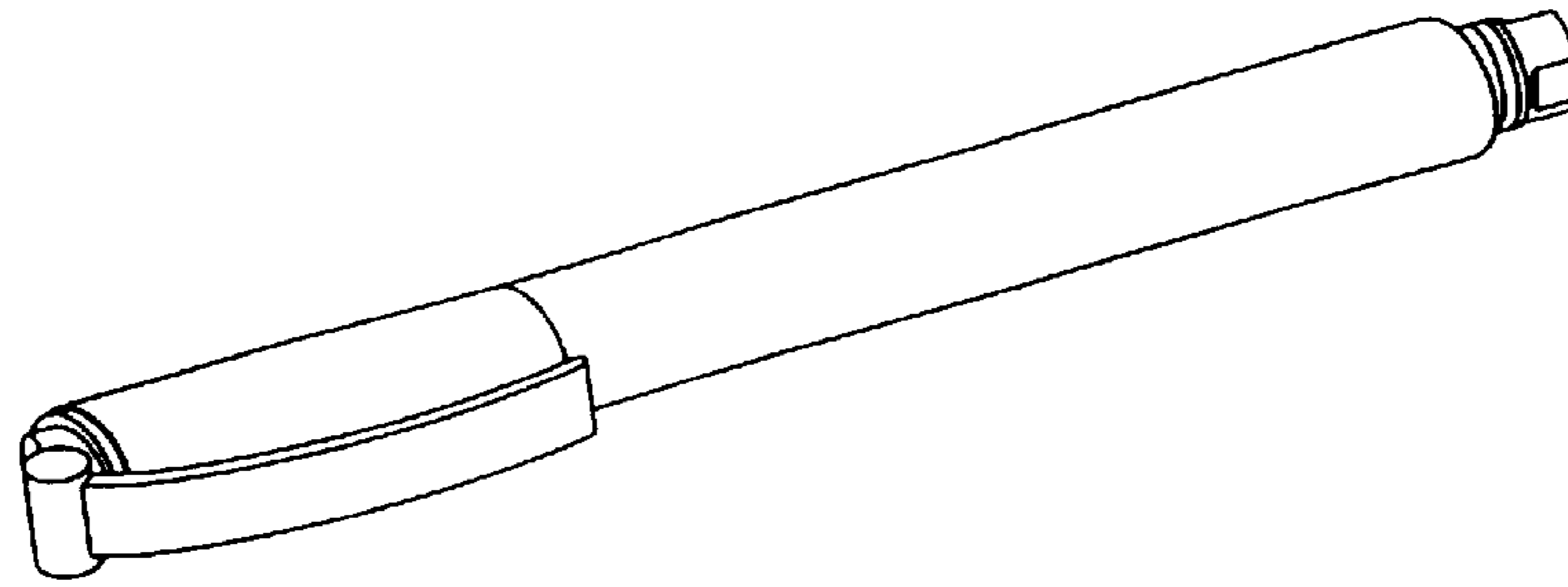


Fig. 1



Fig. 2




Fig. 3

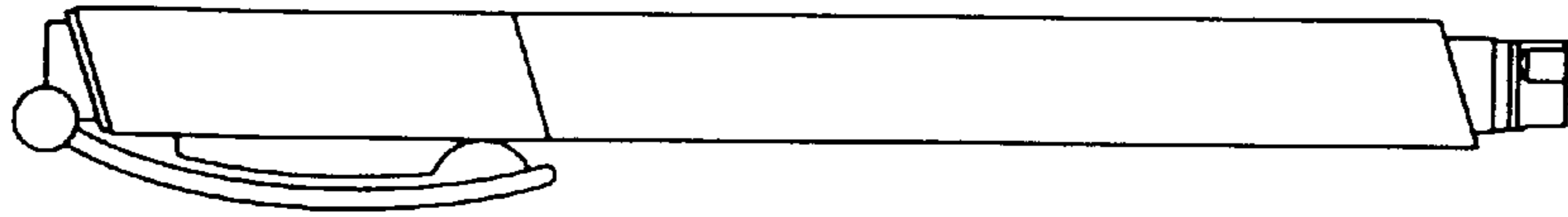


Fig. 4

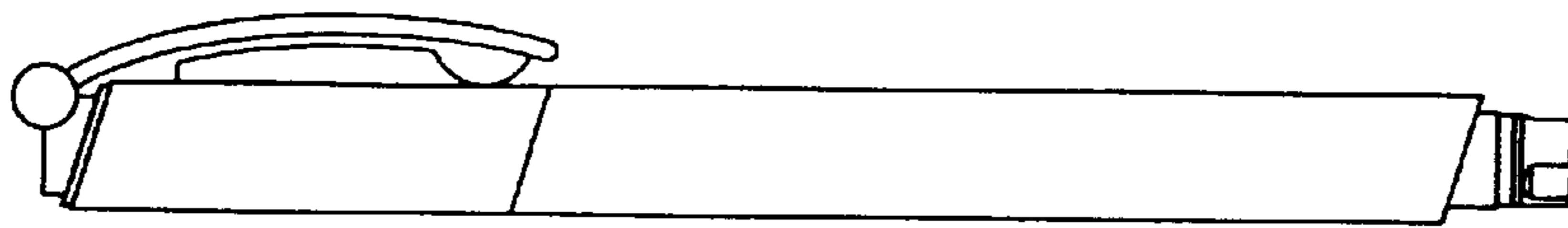


Fig. 5

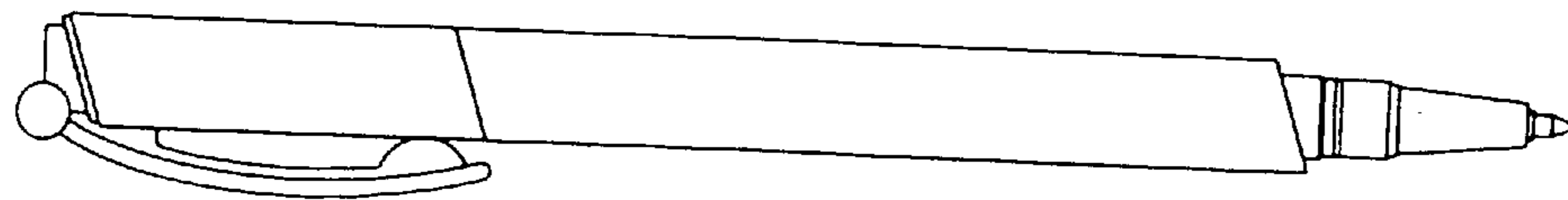


Fig. 6

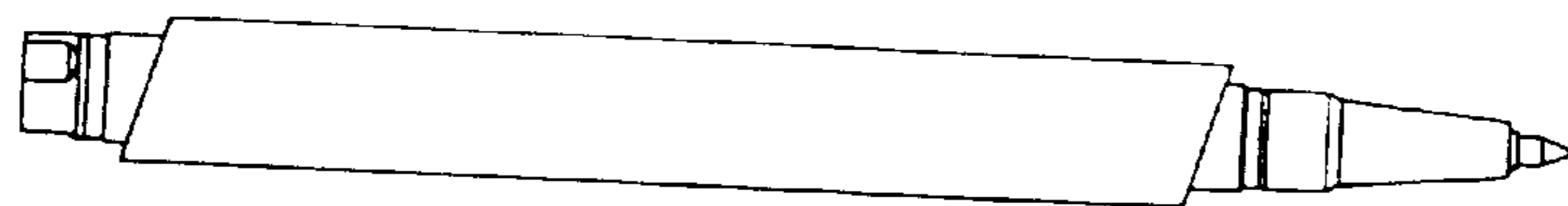


Fig. 7



Fig. 8

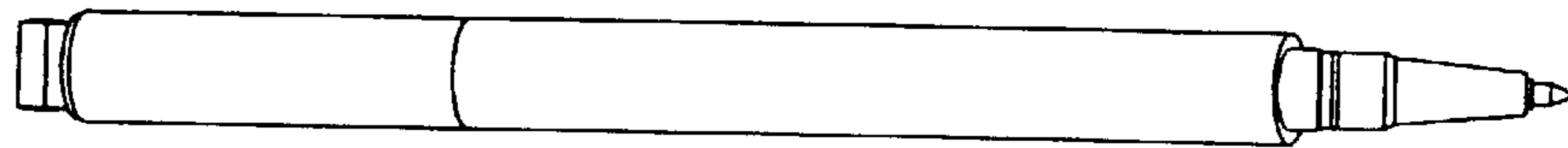


Fig. 9




Fig. 10

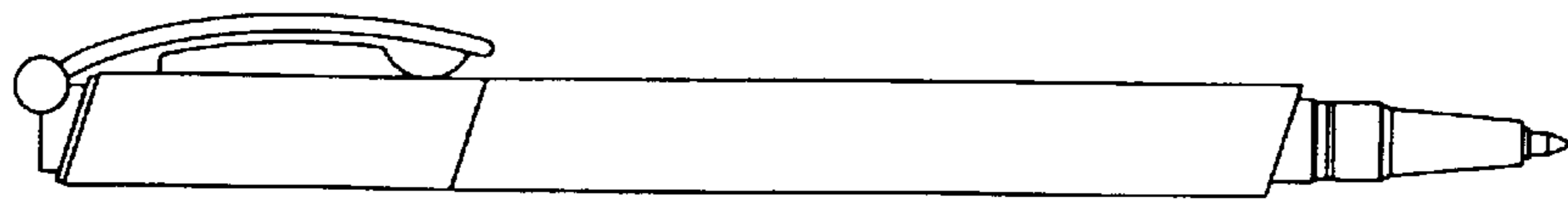


Fig. 11

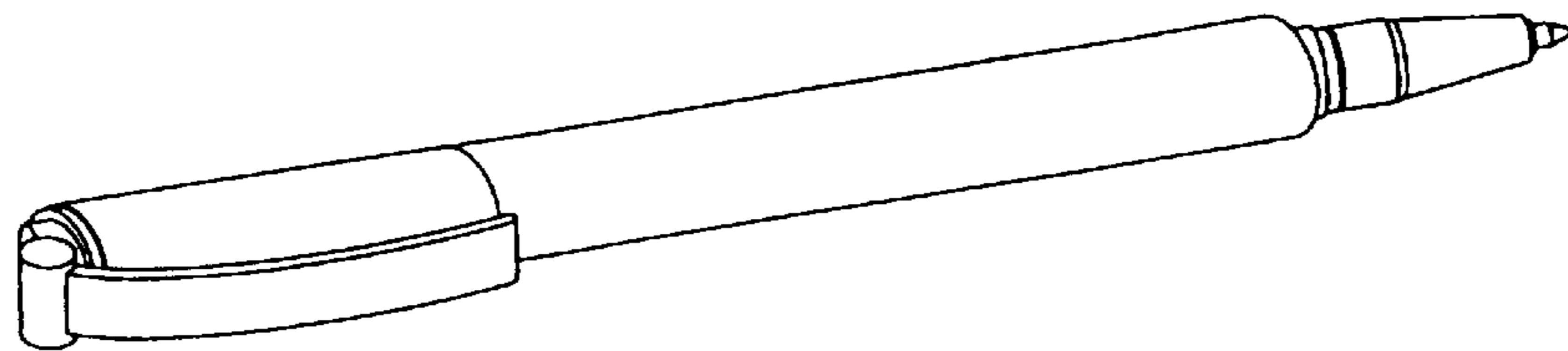


Fig. 12