



US00D538314S

(12) **United States Design Patent**
Huang

(10) **Patent No.:** **US D538,314 S**

(45) **Date of Patent:** **** Mar. 13, 2007**

(54) **SUPPER-TYPE CUTTER DISC FOR A PAPER SHREDDER**

(75) Inventor: **Simon Huang**, SanChung (TW)

(73) Assignee: **Michilin Prosperity Co., Ltd.**,
Sanchung (TW)

(**) Term: **14 Years**

(21) Appl. No.: **29/244,274**

(22) Filed: **Dec. 8, 2005**

(51) **LOC (8) Cl.** **15-09**

(52) **U.S. Cl.** **D15/139**

(58) **Field of Classification Search** D15/139,
D15/138, 77, 78, 133; D18/34, 99; D8/20,
D8/98; 407/33; 83/676; 30/347; 69/16
See application file for complete search history.

(56) **References Cited**

U.S. PATENT DOCUMENTS

167,308	A	*	8/1875	Daniels	83/676
241,178	A	*	5/1881	Amazeen	83/676
1,652,513	A	*	12/1927	Ballard	69/16
2,153,608	A	*	4/1939	Backus	69/16
2,675,603	A	*	4/1954	Goehle	407/33
4,167,132	A	*	9/1979	Zontelli	83/676

4,250,622	A	*	2/1981	Houle	30/347
D264,675	S	*	6/1982	Inaga et al.	D8/20
5,022,299	A	*	6/1991	Fischer et al.	83/676
6,427,572	B2	*	8/2002	Ciani et al.	83/676
D494,607	S	*	8/2004	Hunag	D15/139
D502,713	S	*	3/2005	Hunag	D15/139
D502,715	S	*	3/2005	Hunag	D15/139

* cited by examiner

Primary Examiner—Charles A. Rademaker

(74) *Attorney, Agent, or Firm*—Lowe Hauptman & Berner, LLP

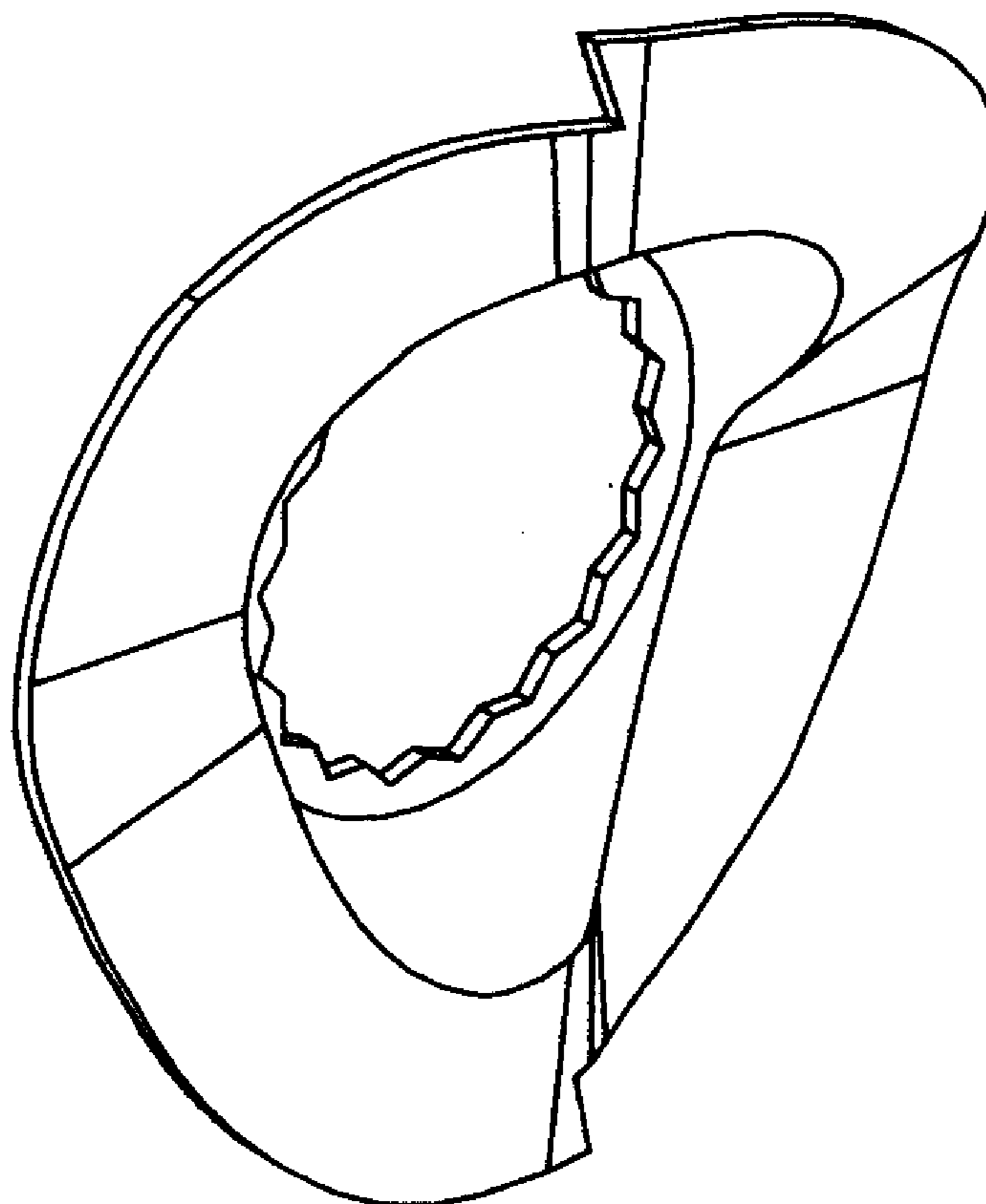
(57) **CLAIM**

The ornamental design for a supper-type cutter disc for a paper shredder, as shown and described.

DESCRIPTION

FIG. 1 is a perspective view of a supper-type cutter disc for a paper shredder showing my new design; FIG. 2 is a front elevational view thereof, a rear elevational view being symmetrical to the front elevational view; FIG. 3 is a bottom plan view thereof, a top plan view being symmetrical to the bottom plan view; and, FIG. 4 is a right side elevational view thereof, a left side elevational view being symmetrical to the right side elevational view.

1 Claim, 1 Drawing Sheet



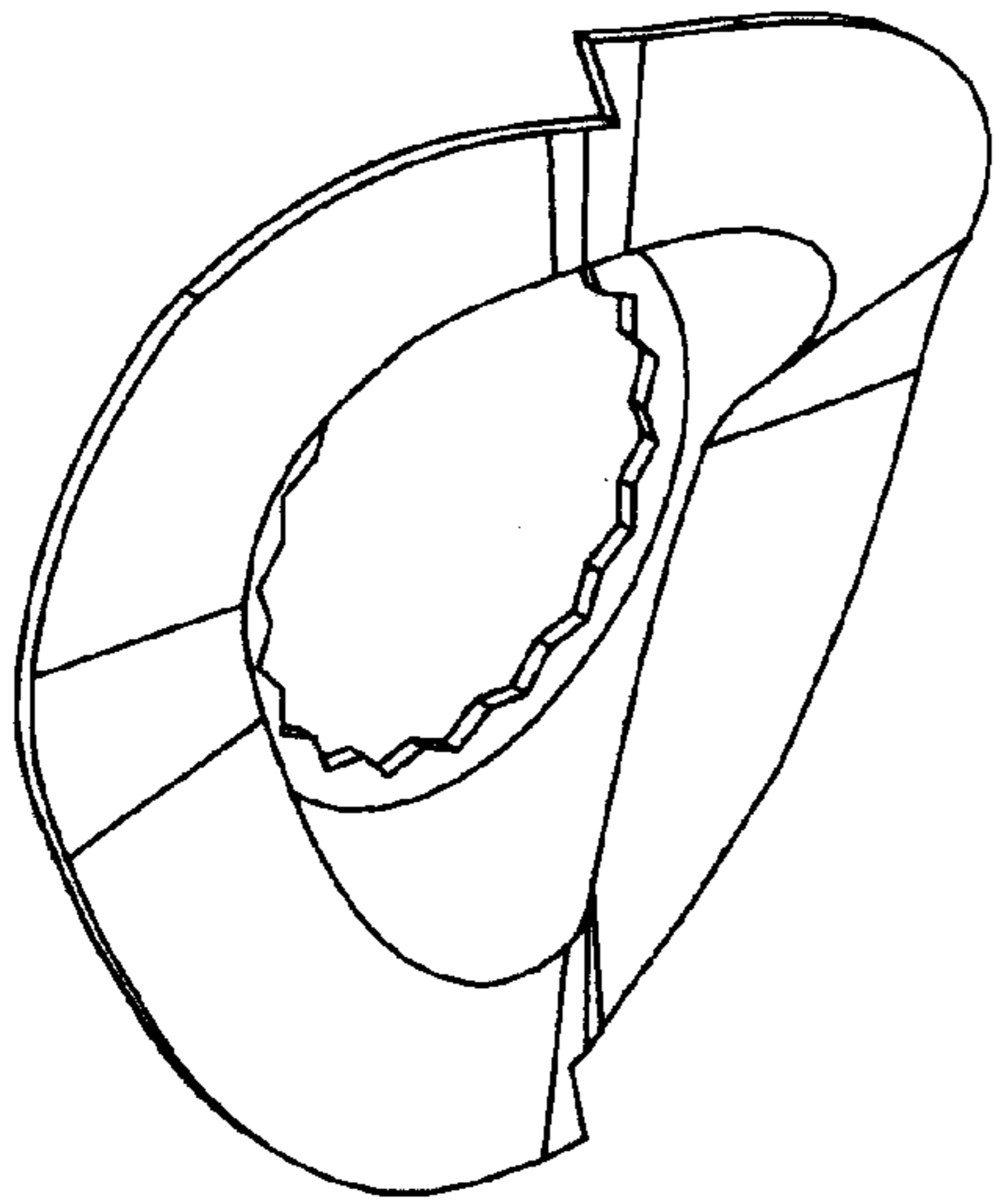


Fig. 1

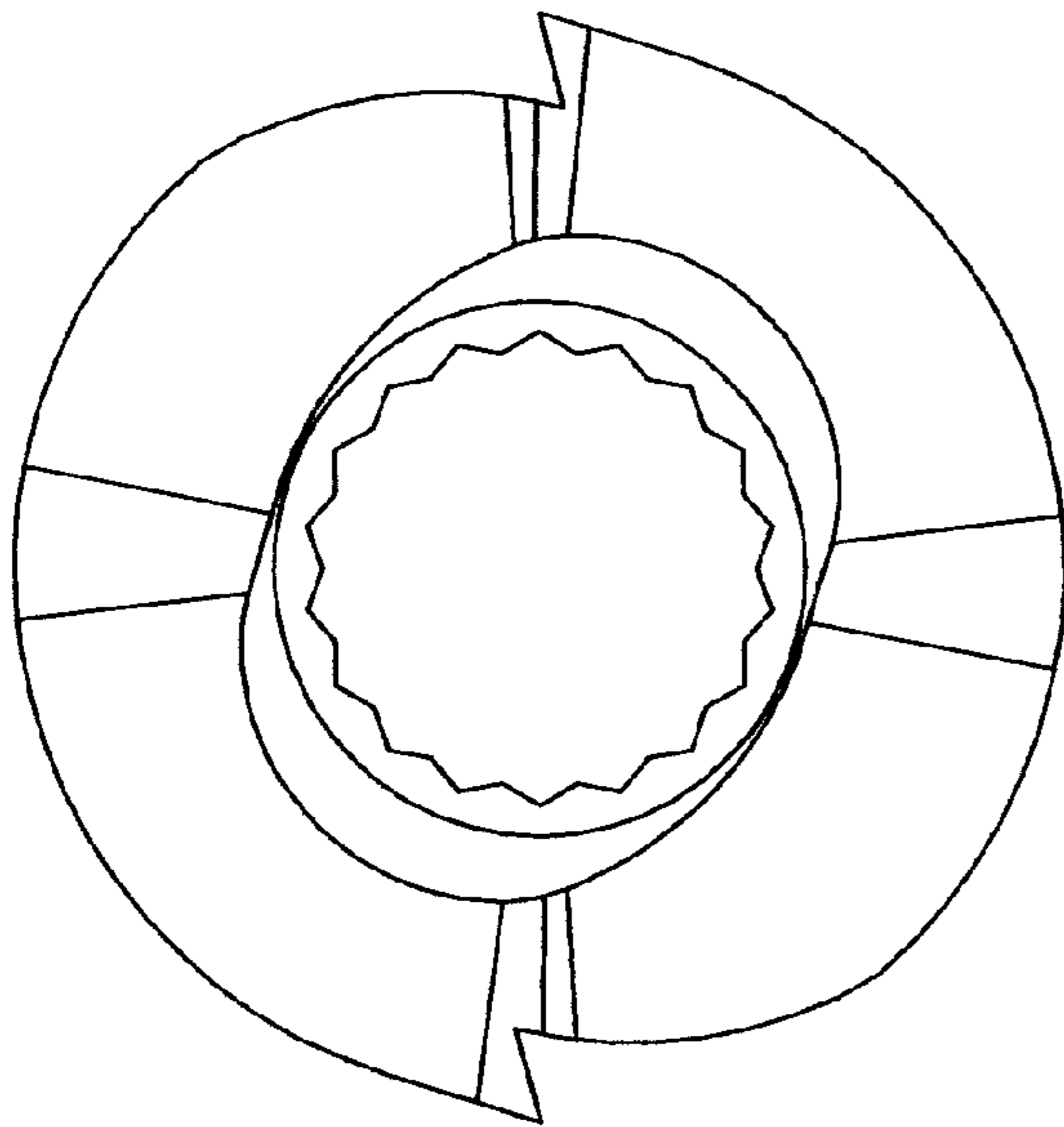


Fig. 2



Fig. 4




Fig. 3