



US00D538283S

(12) **United States Design Patent**
Fisher et al.

(10) **Patent No.:** **US D538,283 S**

(45) **Date of Patent:** **** Mar. 13, 2007**

(54) **KEYBOARD**

(75) Inventors: **Steven W. Fisher**, Kirkland, WA (US);
Daniel G. O'Neil, Seattle, WA (US);
Ferdinand Johannes van Engelen,
Bothell, WA (US); **Oliver Felix**
Grabes, Seattle, WA (US); **Philipp**
Steiner, Seattle, WA (US)

(73) Assignee: **Microsoft Corporation**, Redmond, WA
(US)

(**) Term: **14 Years**

(21) Appl. No.: **29/236,730**

(22) Filed: **Aug. 22, 2005**

(51) **LOC (8) Cl.** **14-02**

(52) **U.S. Cl.** **D14/398**

(58) **Field of Classification Search** D14/391-399,
D14/455; D18/1, 2, 7, 11; 178/17 A, 17 C;
200/5 A, 5 R, 6 A, 6 R; 235/145 A, 145 R;
341/20-23; 345/160, 169; 400/486-489,
400/492, 472

See application file for complete search history.

(56) **References Cited**

U.S. PATENT DOCUMENTS

5,793,359 A * 8/1998 Ushikubo 345/169

D458,931 S * 6/2002 Yu D14/398
D471,910 S * 3/2003 Cheng D14/396
6,682,235 B2 * 1/2004 Monney et al. 400/472
D503,714 S * 4/2005 Tritschler et al. D14/398
6,876,312 B2 * 4/2005 Yu 341/20
D510,578 S 10/2005 Ohta

OTHER PUBLICATIONS

Wireless Optical Keyboard, (2 pictures).

* cited by examiner

Primary Examiner—Freda S. Nunn

(74) *Attorney, Agent, or Firm*—Banner & Witcoff, Ltd.

(57) **CLAIM**

The ornamental design for a keyboard, as shown and described.

DESCRIPTION

FIG. 1 is a perspective view of a keyboard showing our new design;

FIG. 2 is a top view thereof;


FIG. 3 is a left side view thereof;

FIG. 4 is a right side view thereof;

FIG. 5 is a front view thereof; and,

FIG. 6 is a rear view thereof.

1 Claim, 4 Drawing Sheets



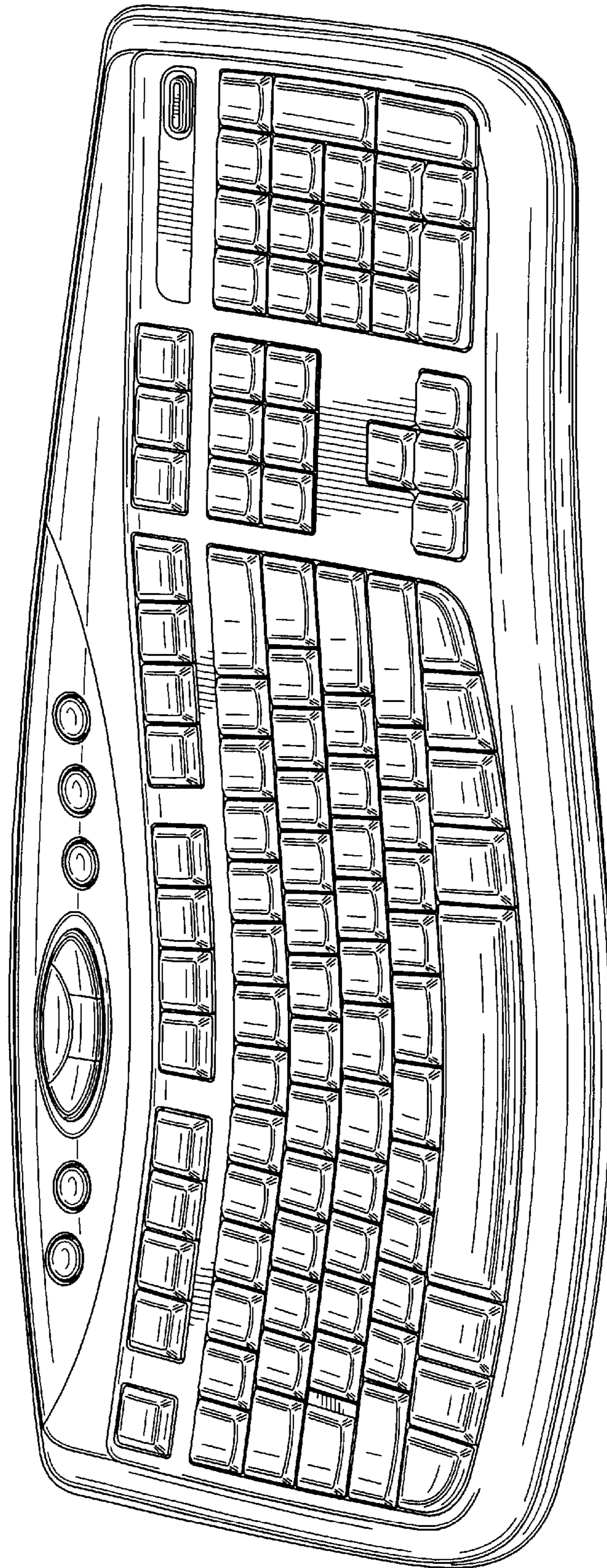


FIG. 1

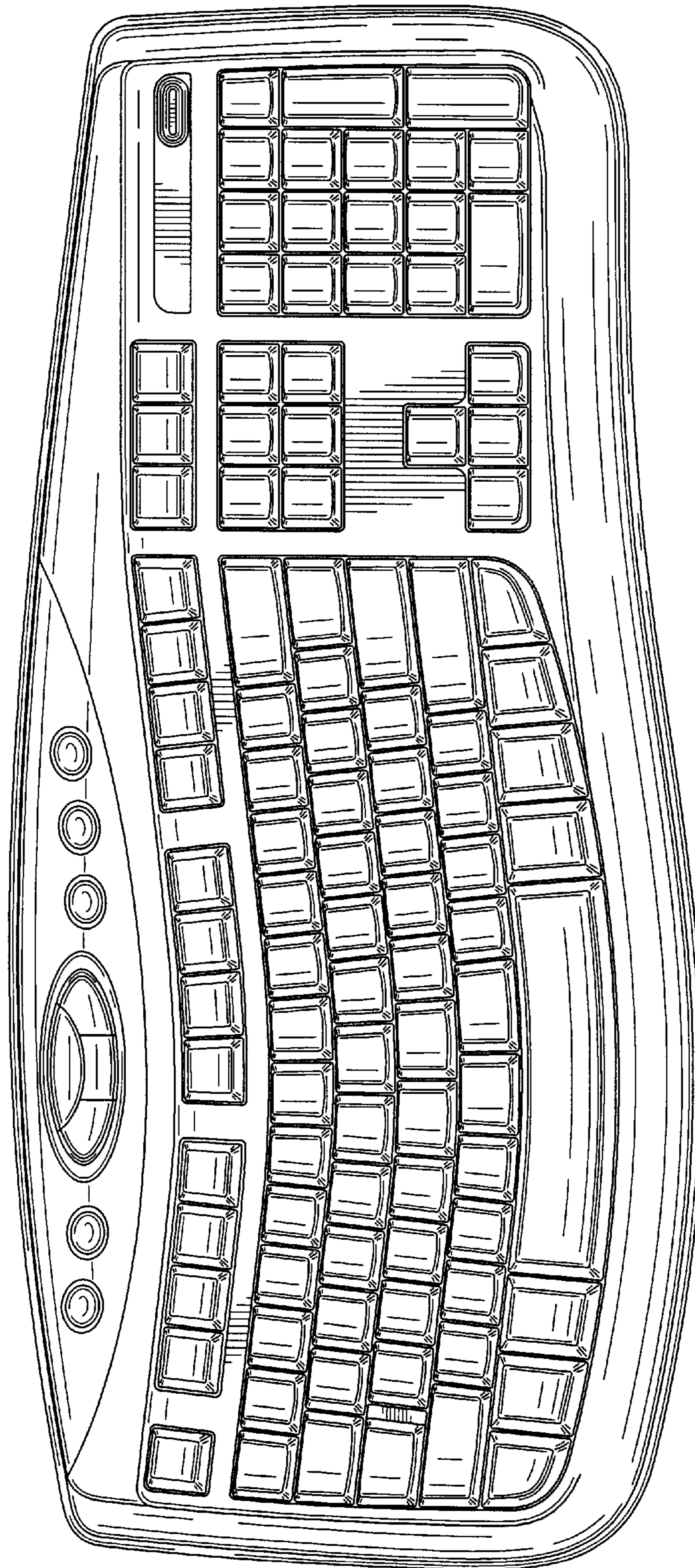


FIG. 2

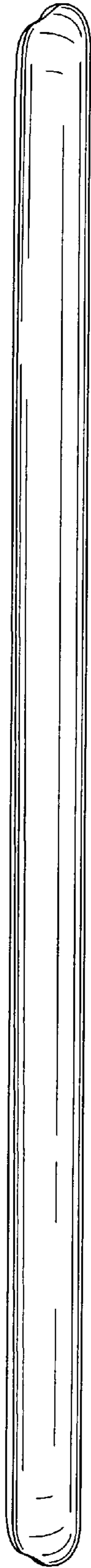


FIG. 3



FIG. 4




FIG. 5




FIG. 6