



US00D538282S

(12) **United States Design Patent**  
**Noviello**

(10) **Patent No.:** **US D538,282 S**  
(45) **Date of Patent:** **\*\* Mar. 13, 2007**

(54) **TRADING KEYBOARD**

D504,131 S 4/2005 Lutnick et al.  
D516,072 S 2/2006 Lutnick et al.

(76) **Inventor:** **Joseph Noviello**, 18 Harvey Dr.,  
Summit, NJ (US) 07901

**OTHER PUBLICATIONS**

(\*\*) **Term:** **14 Years**

Photographs of a Cantor Fitzgerald trading keyboard (Nov. 17, 2004).

(21) **Appl. No.:** **29/243,155**

Photographs of a BrokerTec USA, LLC trading keyboard (Nov. 17, 2004).

(22) **Filed:** **Nov. 18, 2005**

Photographs of a 1st eSpeed, Inc. trading keyboard (Nov. 17, 2004).

(51) **LOC (8) Cl.** ..... **14-02**

Photographs of a 2nd eSpeed, Inc. trading keyboard (Nov. 17, 2004).

(52) **U.S. Cl.** ..... **D14/396**

Photographs of a 3rd eSpeed, Inc. trading keyboard (Nov. 17, 2004).

(58) **Field of Classification Search** ..... D14/391-394,  
D14/396, 398, 399; D18/1, 2, 7; 200/5 A,  
200/5 R, 6 A, 6 R; 235/145 A, 145 R; 345/160,  
345/168; 341/22, 23; 400/484-486, 488,  
400/489, 492; 178/17 A, 17 C

\* cited by examiner

See application file for complete search history.

*Primary Examiner*—Freda S. Nunn

(74) *Attorney, Agent, or Firm*—Innovation Division Cantor Fitzgerald, L.P.; Antonio Papageorgio

(56) **References Cited**

**U.S. PATENT DOCUMENTS**

3,541,526 A	11/1970	Levy et al.	
D225,858 S	1/1973	Kline	
D308,693 S	6/1990	Sakaguchi et al.	
D327,057 S	6/1992	Gosch	
D335,660 S	5/1993	Busch	
D347,629 S	* 6/1994	Hermann	..... D14/396
5,367,298 A	11/1994	Axthelm	
5,905,974 A	5/1999	Fraser et al.	
D491,944 S	6/2004	Lutnick et al.	
D496,663 S	9/2004	Lutnick et al.	
D497,912 S	11/2004	Lutnick et al.	
D498,476 S	11/2004	Lutnick et al.	
6,850,907 B2	2/2005	Lutnick et al.	
D502,467 S	3/2005	Lutnick et al.	
D503,712 S	4/2005	Lutnick et al.	
D503,713 S	4/2005	Lutnick et al.	
D503,935 S	4/2005	Lutnick et al.	

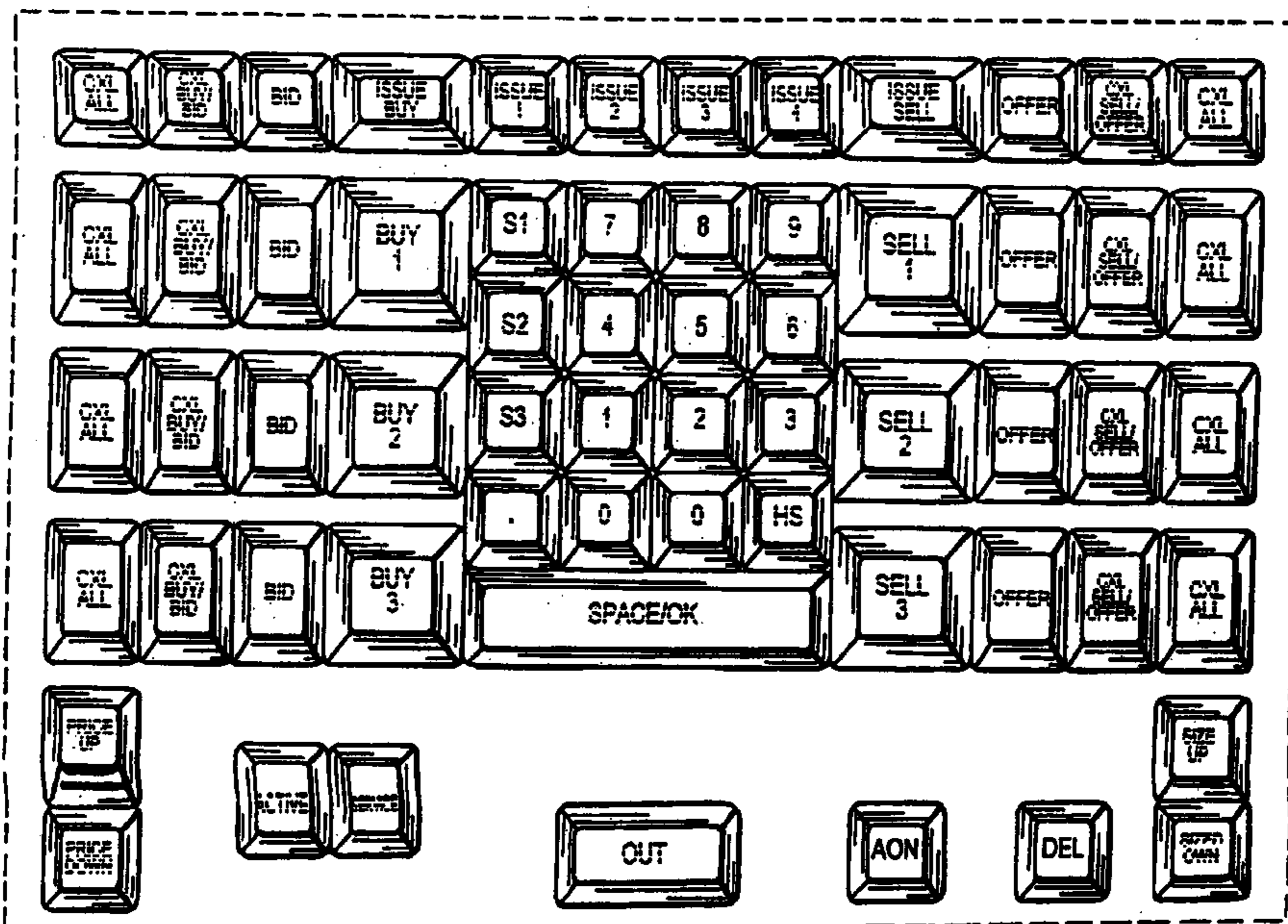
(57) **CLAIM**

The ornamental design for a trading keyboard, as shown and described.

**DESCRIPTION**

FIG. 1 is a top view thereof;  
FIG. 2 is a front view thereof;  
FIG. 3 is a left side thereof;  
FIG. 4 is a right side thereof; and,  
FIG. 5 is a rear view thereof.  
The design has a flat bottom that is unornamented and a view thereof is omitted from the specification. The subject matter shown in broken line represents unclaimed environmental structure which is shown for illustrative purposes and forms no part of the claimed design.

**1 Claim, 3 Drawing Sheets**



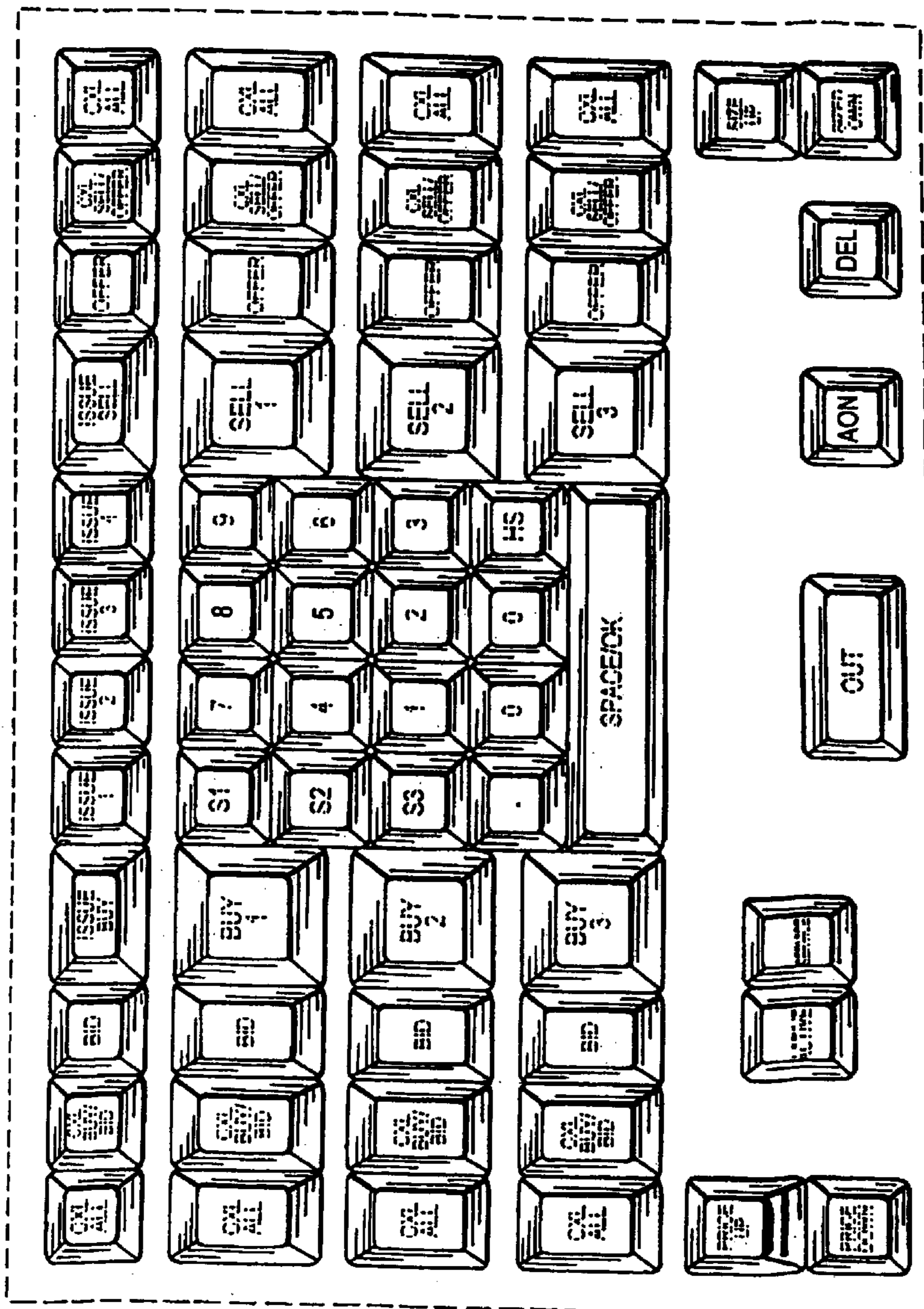


FIG. 1




FIG. 2



FIG. 3

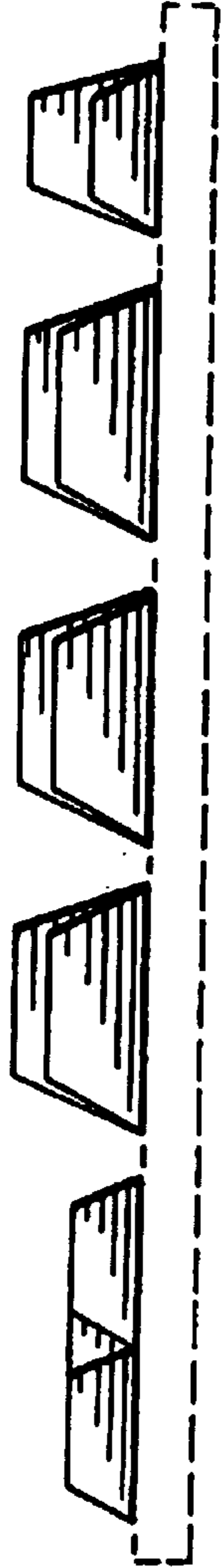


FIG. 4



FIG. 5