



US00D538280S

(12) **United States Design Patent**
Sugita

(10) **Patent No.:** **US D538,280 S**
(45) **Date of Patent:** **** Mar. 13, 2007**

(54) **RECORDING MEDIUM**

(75) Inventor: **Masato Sugita**, Yokkaichi (JP)

(73) Assignee: **Kabushiki Kaisha Toshiba** (JP)

(**) Term: **14 Years**

(21) Appl. No.: **29/252,992**

(22) Filed: **Feb. 1, 2006**

(30) **Foreign Application Priority Data**

Nov. 2, 2005 (JP) 2005-032201

(51) **LOC (8) Cl.** **14-02**

(52) **U.S. Cl.** **D14/356**

(58) **Field of Classification Search** D14/137,
D14/156, 167, 240, 242, 299, 348, 356, 384-5,
D14/402, 432-5, 496; 361/685-6; 365/63,
365/131; 439/139-41, 144, 518, 638; 710/62,
710/74

See application file for complete search history.

(56) **References Cited**

U.S. PATENT DOCUMENTS

- D351,391 S * 10/1994 Martin D14/225
- D463,426 S * 9/2002 Cheng D14/356
- 6,522,534 B1 * 2/2003 Wu 361/686
- 6,665,201 B1 * 12/2003 Spencer et al. 365/1
- D486,484 S * 2/2004 Bloomberg et al. D14/248
- 6,733,329 B2 * 5/2004 Yang 439/518
- D492,307 S * 6/2004 Aqqad et al. D14/356
- 6,743,030 B2 * 6/2004 Lin et al. 439/131
- 6,763,410 B2 * 7/2004 Yu 710/74
- 6,904,493 B2 * 6/2005 Chiao et al. 711/103
- 6,973,449 B2 * 12/2005 Meltzer 707/1
- 2004/0074264 A1 * 4/2004 Kung et al. 70/58
- 2004/0233645 A1 * 11/2004 Chen 361/737

FOREIGN PATENT DOCUMENTS

CN 3389223D 9/2004
CN 3390600D 9/2004

OTHER PUBLICATIONS

B&H Catalog, Portable Storage Devices, Summer 2004, p. 188.

Cruzer Micro, 4Z11451D, Sandisk Catalog, 2004, www.sandisk.co.jp.

ToteBag TB Series, 5220661D, I-O Data device Catalog, Mar. 2005, www.iodata.jp.

* cited by examiner

Primary Examiner—Robin Webster

Assistant Examiner—Karen E. Patterson

(74) *Attorney, Agent, or Firm*—Banner & Witcoff, Ltd.

(57) **CLAIM**

The ornamental design for a recording medium, as shown and described.

DESCRIPTION

FIG. 1 is a front, bottom and right side perspective view of a recording medium, showing my new design;

FIG. 2 is an exploded, front, bottom and right side perspective view of FIG. 1 with the cap portion removed;

FIG. 3 is a front elevational view of FIG. 1;

FIG. 4 is a rear elevational view of FIG. 1;

FIG. 5 is a top plan view of FIG. 1;

FIG. 6 is a bottom plan view of FIG. 1;

FIG. 7 is a left side elevational view of FIG. 1;

FIG. 8 is a right side elevational view of FIG. 1;

FIG. 9 is a front elevational view of FIG. 1 with the cap portion removed;

FIG. 10 is a right side elevational view of FIG. 9; and,

FIG. 11 is a bottom plan view of FIG. 9.

1 Claim, 4 Drawing Sheets







FIG. 1




FIG. 2



FIG. 3




FIG. 4




FIG. 5




FIG. 6



FIG. 7



FIG. 8



FIG. 9



FIG. 10



FIG. 11

UNITED STATES PATENT AND TRADEMARK OFFICE
CERTIFICATE OF CORRECTION

PATENT NO. : Des. 538,280 S
APPLICATION NO. : 29/252992
DATED : March 13, 2007
INVENTOR(S) : Masato Sugita

Page 1 of 3

It is certified that error appears in the above-identified patent and that said Letters Patent is hereby corrected as shown below:

The title page showing the illustrative figure should be replaced with the attached title page.

The drawing sheet consisting of Figs. 1-2, should be deleted to be replaced with the drawing sheet, consisting of Figs. 1-2, as shown on the attached pages.

Signed and Sealed this

Twenty-fifth Day of May, 2010

A handwritten signature in black ink that reads "David J. Kappos". The signature is written in a cursive, flowing style.

David J. Kappos
Director of the United States Patent and Trademark Office

(12) **United States Design Patent** (10) Patent No.: **US D538,280 S**
Sugita (45) Date of Patent: **** Mar. 13, 2007**

(54) **RECORDING MEDIUM**

(75) Inventor: **Masato Sugita, Yokkaichi (JP)**
 (73) Assignee: **Kabushiki Kaisha Toshiba (JP)**
 (**) Term: **14 Years**

(21) Appl. No.: **29/252,992**
 (22) Filed: **Feb. 1, 2006**

(30) **Foreign Application Priority Data**
 Nov. 2, 2005 (JP) 2005-032201

(51) LOC (8) Cl. **14-02**
 (52) U.S. Cl. **D14/356**
 (58) Field of Classification Search **D14/137,**
D14/156, 167, 240, 242, 299, 348, 356, 384-5,
D14/402, 432-5, 496; 361/685-6; 365/63,
365/131; 439/139-41, 144, 518, 638; 710/62,
710/74

See application file for complete search history.

(56) **References Cited**

U.S. PATENT DOCUMENTS

D351,391 S * 10/1994 Martin D14/225
 D463,426 S * 9/2002 Cheng D14/356
 6,522,534 B1 * 2/2003 Wu 361/686
 6,665,201 B1 * 12/2003 Spencer et al. 365/1
 D486,484 S * 2/2004 Bloomberg et al. D14/248
 6,733,329 B2 * 5/2004 Yang 439/518
 D492,307 S * 6/2004 Aqqad et al. D14/356
 6,743,030 B2 * 6/2004 Lin et al. 439/131
 6,763,410 B2 * 7/2004 Yu 710/74
 6,904,493 B2 * 6/2005 Chiao et al. 711/103
 6,973,449 B2 * 12/2005 Meltzer 707/1
 2004/0074264 A1 * 4/2004 Kung et al. 70/58
 2004/0233645 A1 * 11/2004 Chen 361/737

FOREIGN PATENT DOCUMENTS

CN 3389223D 9/2004
 CN 3390600D 9/2004

OTHER PUBLICATIONS

B&H Catalog, Portable Storage Devices, Summer 2004, p. 188.

Cruzer Micro, 4Z11451D, Sandisk Catalog, 2004, www.sandisk.co.jp.

ToteBag TB Series, 5220661D, I-O Data device Catalog, Mar. 2005, www.iodata.jp.

* cited by examiner

Primary Examiner—Robin Webster

Assistant Examiner—Karen E. Patterson

(74) Attorney, Agent, or Firm—Banner & Witcoff, Ltd.

(57) **CLAIM**

The ornamental design for a recording medium, as shown and described.

DESCRIPTION

FIG. 1 is a front, bottom and right side perspective view of a recording medium, showing my new design;

FIG. 2 is an exploded, front, bottom and right side perspective view of FIG. 1 with the cap portion removed;

FIG. 3 is a front elevational view of FIG. 1;

FIG. 4 is a rear elevational view of FIG. 1;

FIG. 5 is a top plan view of FIG. 1;

FIG. 6 is a bottom plan view of FIG. 1;

FIG. 7 is a left side elevational view of FIG. 1;


FIG. 8 is a right side elevational view of FIG. 1;

FIG. 9 is a front elevational view of FIG. 1 with the cap portion removed;

FIG. 10 is a right side elevational view of FIG. 9; and,

FIG. 11 is a bottom plan view of FIG. 9.

1 Claim, 4 Drawing Sheets



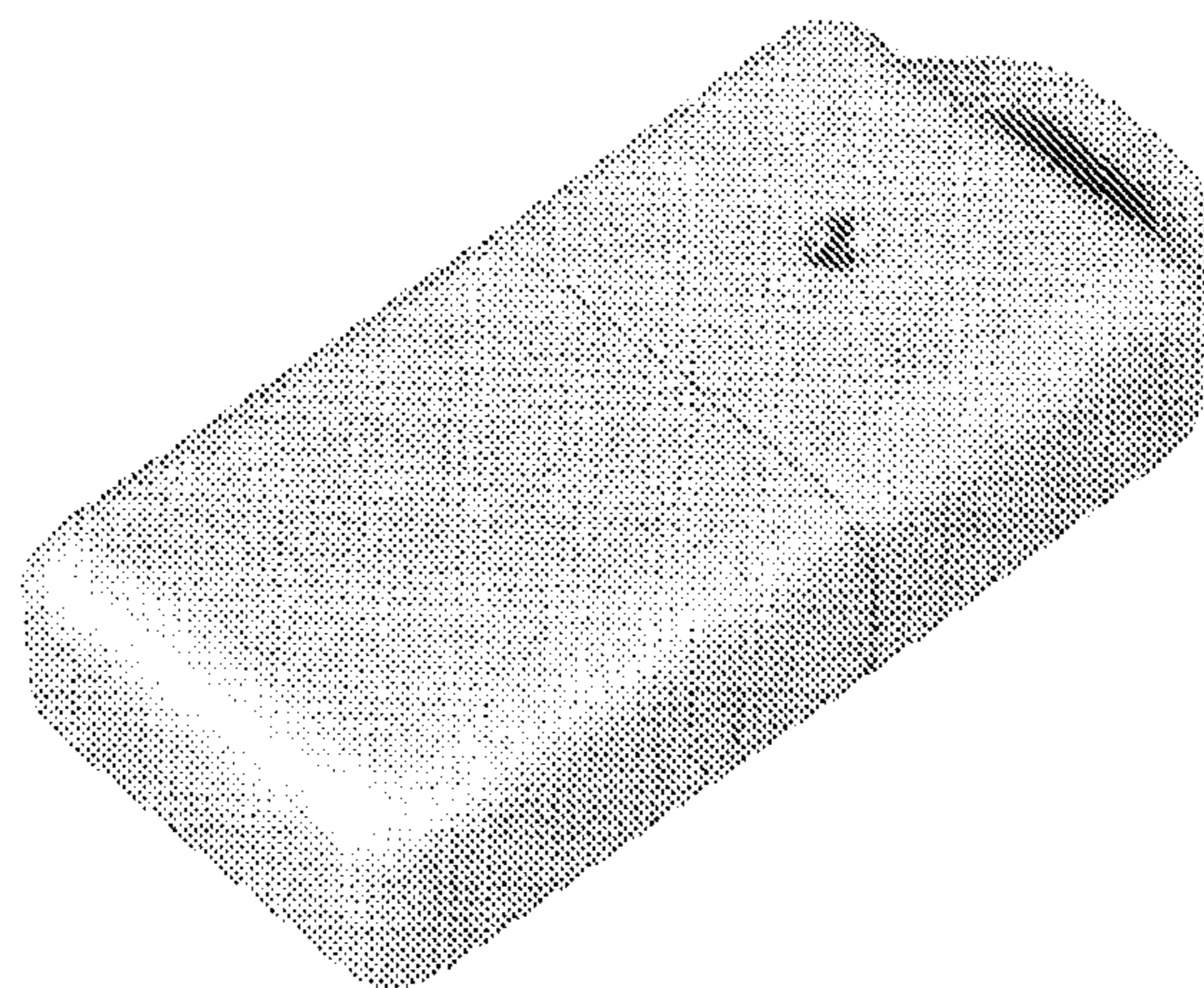


FIG. 1




FIG. 2

UNITED STATES PATENT AND TRADEMARK OFFICE
CERTIFICATE OF CORRECTION

PATENT NO. : D538,280 S
APPLICATION NO. : 29/252992
DATED : March 13, 2007
INVENTOR(S) : Masato Sugita

Page 1 of 6

It is certified that error appears in the above-identified patent and that said Letters Patent is hereby corrected as shown below:

The title page showing the illustrative figure should be deleted to be replaced with the attached title page.

In the drawings, Figs. 1, 2, 3, 4, 5, 6, 7, 8, 9, 10 and 11 should be replaced with the corrected Figs. 1, 2, 3, 4, 5, 6, 7, 8, 9, 10 and 11 as shown on the attached pages.

Signed and Sealed this
Third Day of May, 2011

A handwritten signature in black ink that reads "David J. Kappos". The signature is written in a cursive, slightly slanted style.

David J. Kappos
Director of the United States Patent and Trademark Office

(12) **United States Design Patent** (10) **Patent No.:** **US D538,280 S**
Sugita (45) **Date of Patent:** **** Mar. 13, 2007**

(54) **RECORDING MEDIUM**

(75) **Inventor:** **Masato Sugita, Yokkaichi (JP)**
 (73) **Assignee:** **Kabushiki Kaisha Toshiba (JP)**
 (**) **Term:** **14 Years**

(21) **Appl. No.:** **29/252,992**
 (22) **Filed:** **Feb. 1, 2006**

(30) **Foreign Application Priority Data**
 Nov. 2, 2005 (JP) 2005-032201

(51) **LOC (8) Cl.** **14-02**
 (52) **U.S. Cl.** **D14/356**
 (58) **Field of Classification Search** D14/137,
 D14/156, 167, 240, 242, 299, 348, 356, 384-5,
 D14/402, 432-5, 496; 361/685-6; 365/63,
 365/131; 439/139-41, 144, 518, 638; 710/62,
 710/74

See application file for complete search history.

(56) **References Cited**

U.S. PATENT DOCUMENTS

D351,391 S * 10/1994 Martin D14/225
 D463,426 S * 9/2002 Cheng D14/356
 6,522,534 B1 * 2/2003 Wu 361/686
 6,665,201 B1 * 12/2003 Spencer et al. 365/1
 D486,484 S * 2/2004 Bloomberg et al. D14/248
 6,733,329 B2 * 5/2004 Yang 439/518
 D492,307 S * 6/2004 Aqqad et al. D14/356
 6,743,030 B2 * 6/2004 Lin et al. 439/131
 6,763,410 B2 * 7/2004 Yu 710/74
 6,904,493 B2 * 6/2005 Chiao et al. 711/103
 6,973,449 B2 * 12/2005 Meltzer 707/1
 2004/0074264 A1 * 4/2004 Kung et al. 70/58
 2004/0233645 A1 * 11/2004 Chen 361/737

FOREIGN PATENT DOCUMENTS

CN 3389223D 9/2004
 CN 3390600D 9/2004

OTHER PUBLICATIONS

B&H Catalog, Portable Storage Devices, Summer 2004, p. 188.
 Cruzer Micro, 4Z11451D, Sandisk Catalog, 2004, www.sandisk.co.jp.
 TotelBag TB Series, 5220661D, I-O Data device Catalog, Mar. 2005, www.iodata.jp.

* cited by examiner

Primary Examiner—Robin Webster
Assistant Examiner—Karen E. Patterson
 (74) *Attorney, Agent, or Firm*—Banner & Witcoff, Ltd.


(57) **CLAIM**

The ornamental design for a recording medium, as shown and described.

DESCRIPTION

FIG. 1 is a front, bottom and right side perspective view of a recording medium, showing my new design;
 FIG. 2 is an exploded, front, bottom and right side perspective view of FIG. 1 with the cap portion removed;
 FIG. 3 is a front elevational view of FIG. 1;
 FIG. 4 is a rear elevational view of FIG. 1;
 FIG. 5 is a top plan view of FIG. 1;
 FIG. 6 is a bottom plan view of FIG. 1;
 FIG. 7 is a left side elevational view of FIG. 1;
 FIG. 8 is a right side elevational view of FIG. 1;
 FIG. 9 is a front elevational view of FIG. 1 with the cap portion removed;
 FIG. 10 is a right side elevational view of FIG. 9; and,
 FIG. 11 is a bottom plan view of FIG. 9.

1 Claim, 4 Drawing Sheets



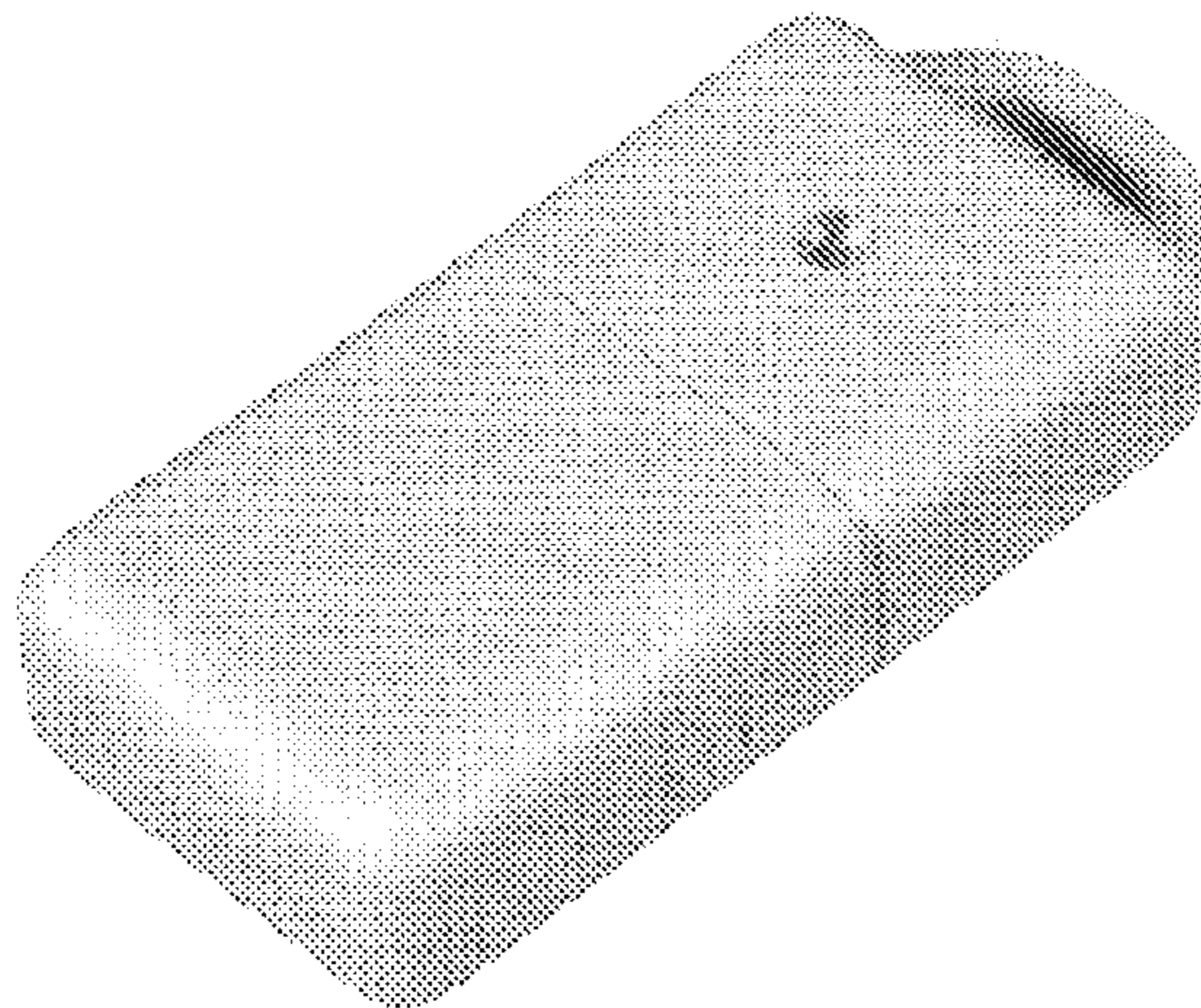


FIG. 1




FIG. 2




FIG. 3




FIG. 4




FIG. 5




FIG. 6




FIG. 7




FIG. 8




FIG. 9




FIG. 10




FIG. 11