



US00D538273S

(12) **United States Design Patent**  
**Liu**

(10) **Patent No.:** **US D538,273 S**  
(45) **Date of Patent:** **\*\* Mar. 13, 2007**

(54) **PHONE ADAPTER**

(75) Inventor: **Calvin Y. Liu**, Irvine, CA (US)

(73) Assignee: **Cisco Technology, Inc.**, San Jose, CA (US)

(\*\*) Term: **14 Years**

(21) Appl. No.: **29/220,779**

(22) Filed: **Jan. 6, 2005**

(51) **LOC (8) Cl.** ..... **14-03**

(52) **U.S. Cl.** ..... **D14/240**

(58) **Field of Classification Search** ..... D14/240,  
D14/242, 246, 192, 223, 140.1, 140.4, 356,  
D14/358; D13/184, 123; 181/129-130; 379/430,  
379/431, 433.01, 420.03, 957, 52, 106.1,  
379/333-337, 387.01, 399.01, 413.02, 413.04;  
455/569.1, 510, 524; 439/717  
See application file for complete search history.

(56) **References Cited**

**U.S. PATENT DOCUMENTS**

D363,722 S	*	10/1995	Aldridge et al.	.....	D14/240
D367,042 S	*	2/1996	Morrow et al.	.....	D13/184
D408,812 S	*	4/1999	Danis	.....	D14/137
D464,339 S	*	10/2002	Tomino et al.	.....	D14/240
D471,541 S	*	3/2003	Tomino et al.	.....	D14/240

D472,235 S	*	3/2003	Chen	.....	D14/240
D472,242 S	*	3/2003	Tomino	.....	D14/240
D474,772 S	*	5/2003	Deguchi et al.	.....	D14/240
D489,059 S	*	4/2004	Dendou et al.	.....	D14/242
D512,052 S	*	11/2005	Wallace et al.	.....	D14/240

\* cited by examiner

*Primary Examiner*—Charles A. Rademaker

(74) *Attorney, Agent, or Firm*—MacPherson Kwok Chen & Heid LLP; Tom Chen

(57) **CLAIM**

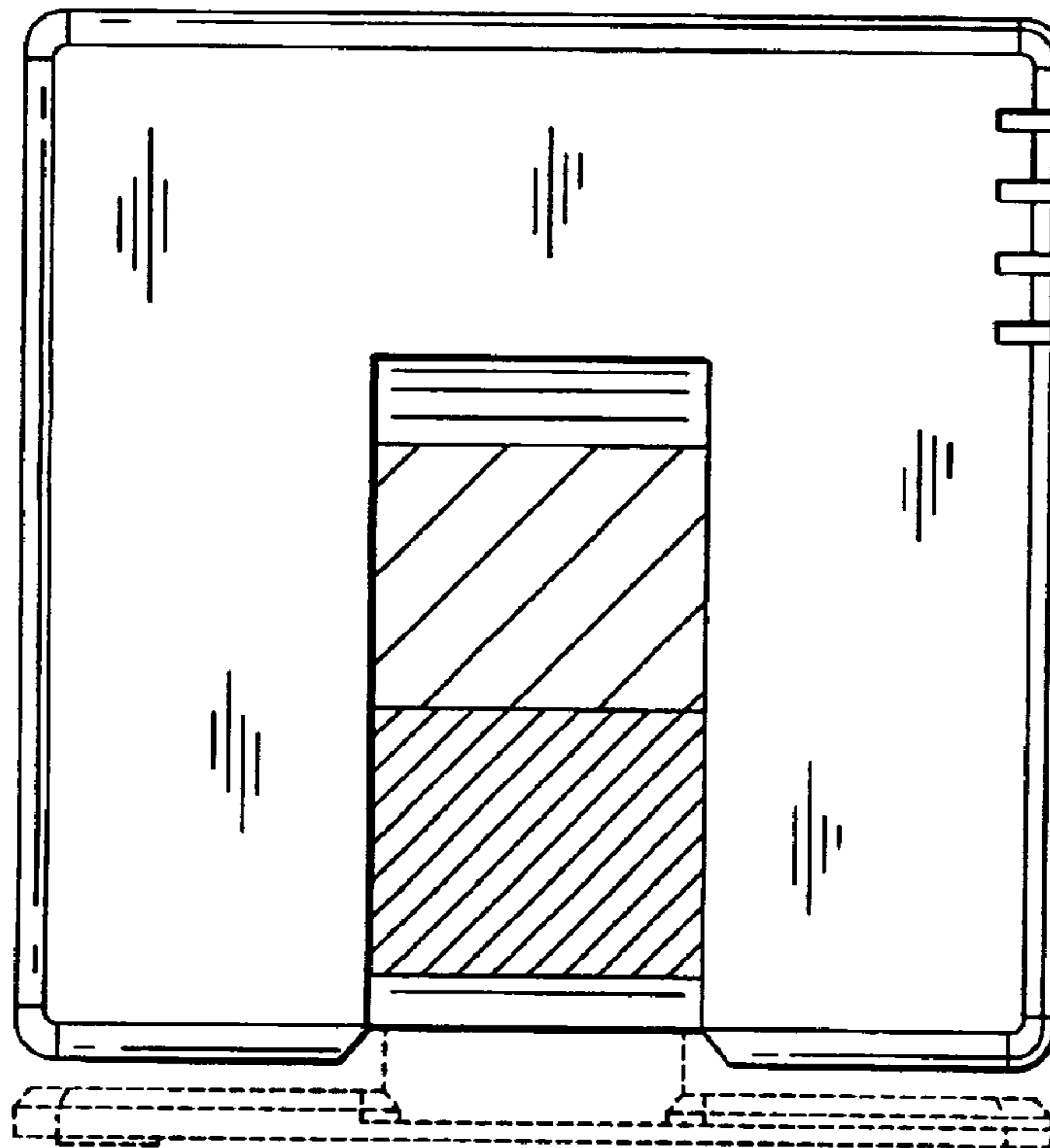
The ornamental design for a phone adapter, as shown and described.

**DESCRIPTION**

FIG. 1 is a front elevation of a phone adapter showing my new design;  
FIG. 2 is a back elevation thereof;  
FIG. 3 is a back perspective view thereof;  
FIG. 4 is a front perspective view thereof;  
FIG. 5 is a side elevation thereof;  
FIG. 6 is a side elevation of the side opposite that shown in FIG. 5; and,  
FIG. 7 is a top plan view thereof.

The broken line showing of environment in the drawings is for illustrative purposes only and forms no part of the claimed design.

**1 Claim, 3 Drawing Sheets**



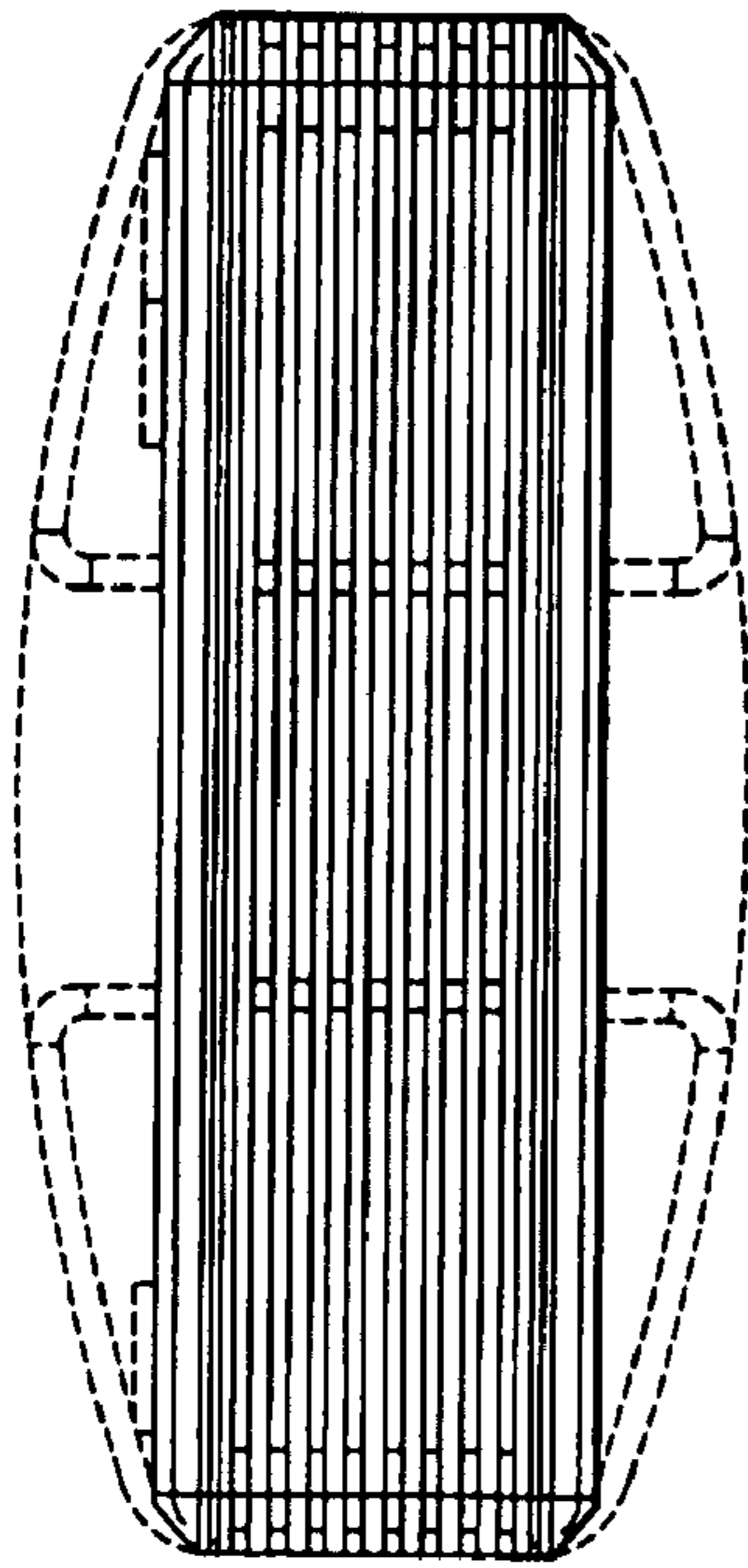


FIG. 7

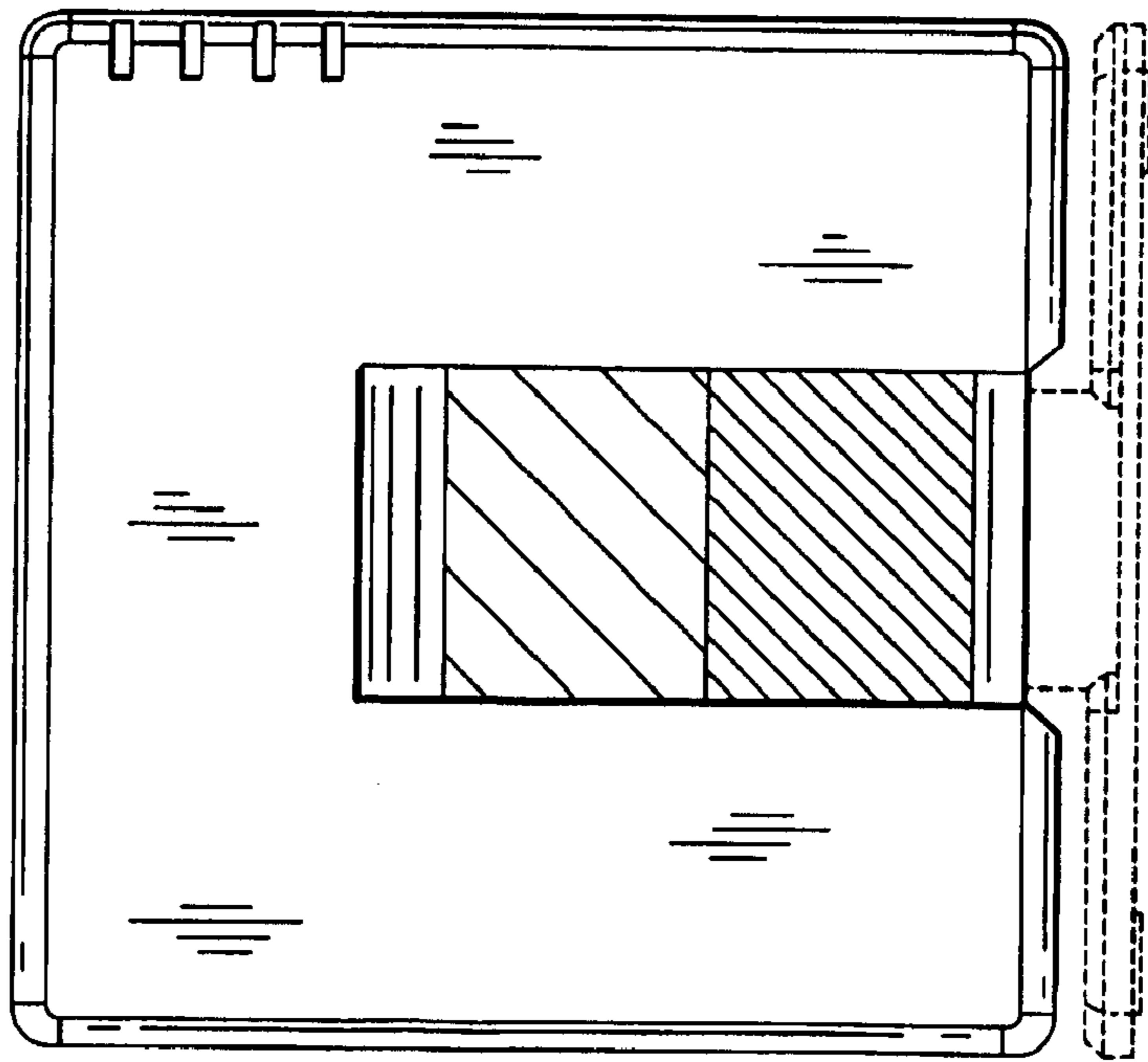


FIG. 1




FIG. 5

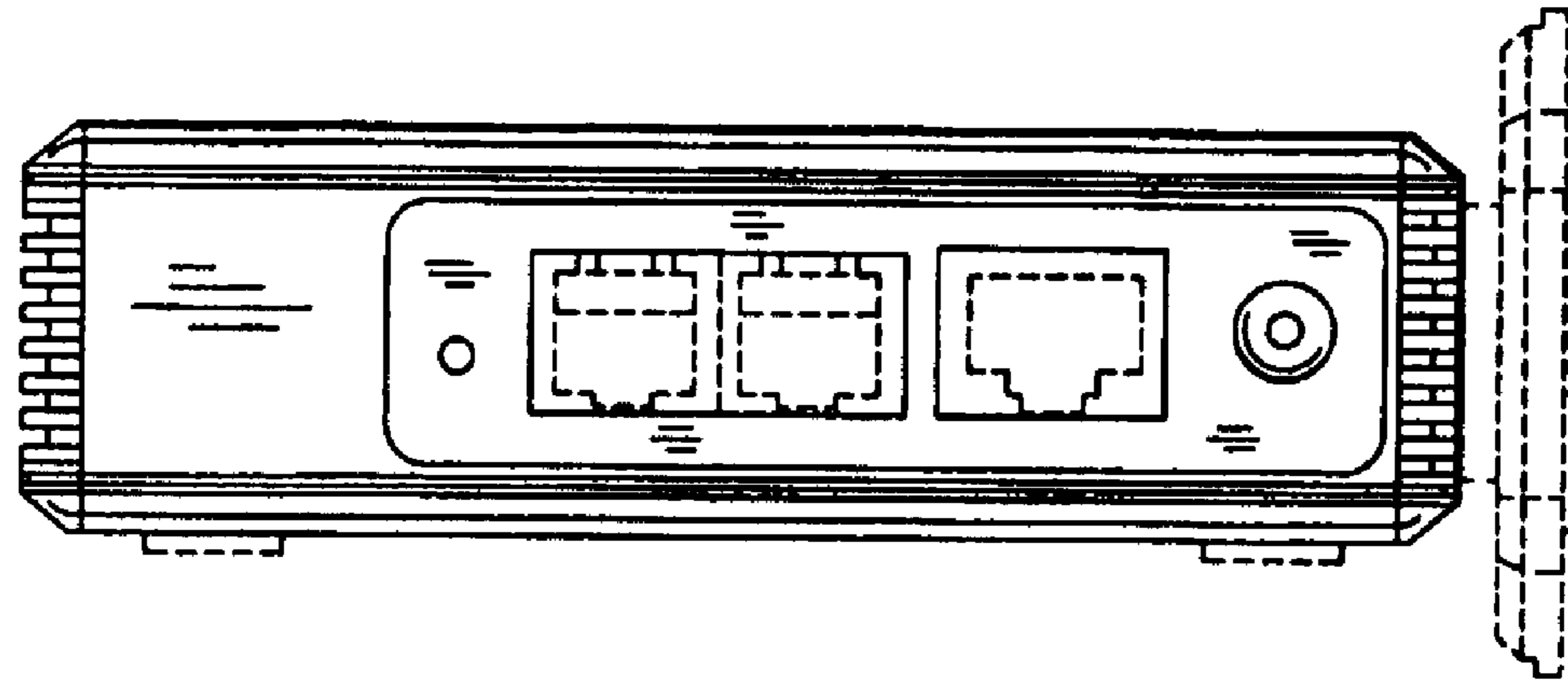


FIG. 6

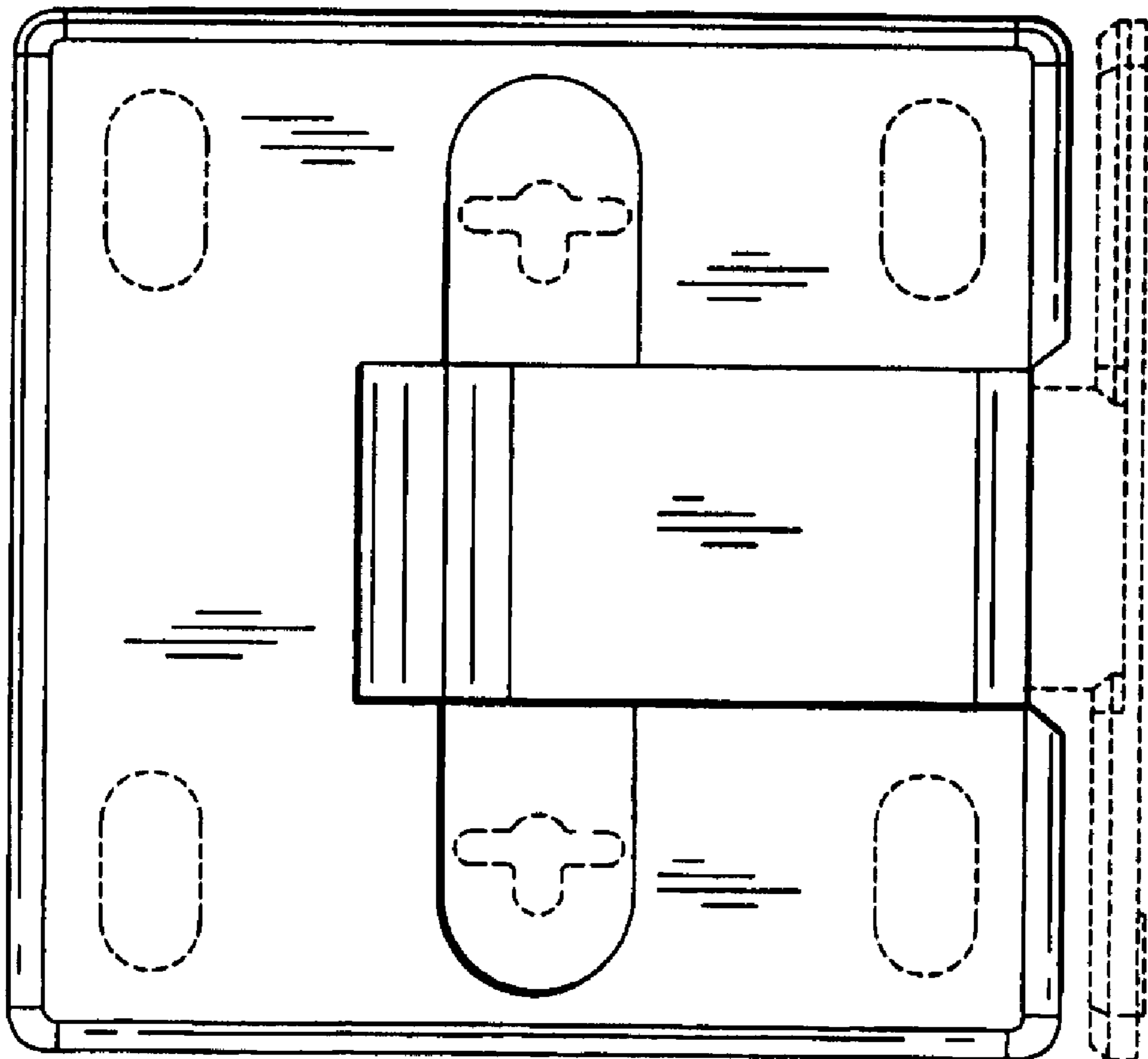


FIG. 2




FIG. 4

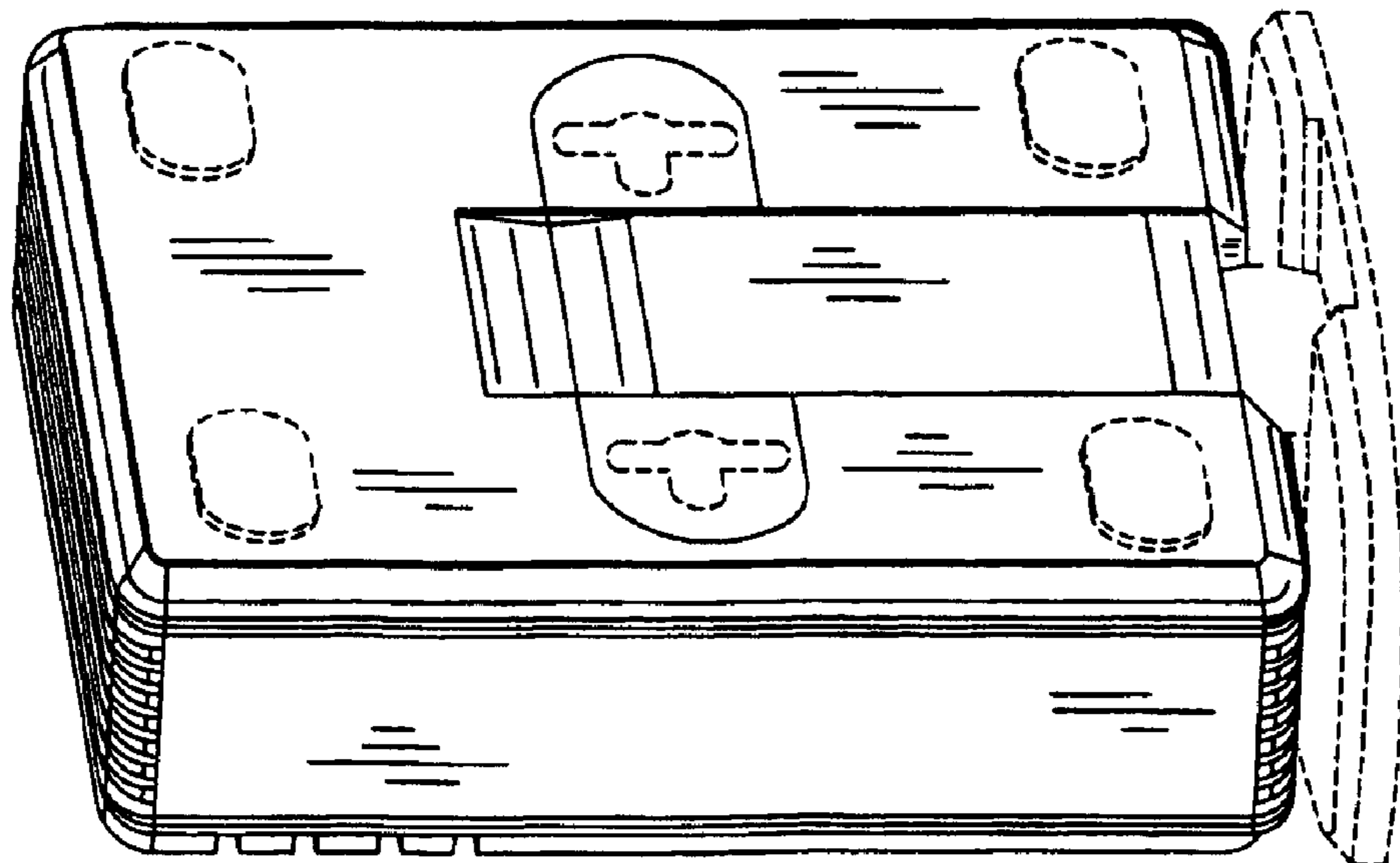


FIG. 3