

US00D538272S

(12) **United States Design Patent**
Lee

(10) **Patent No.:** **US D538,272 S**
(45) **Date of Patent:** **** Mar. 13, 2007**

(54) **PORTABLE KARAOKE DEVICE**

D495,319 S * 8/2004 Lee D14/228
D500,031 S * 12/2004 Hong D14/228
D519,499 S * 4/2006 Lee D14/228

(75) Inventor: **Kyung Ho Lee**, Seoul (KR)

* cited by examiner

(73) Assignee: **Enter Tech Co., Ltd.** (KR)

Primary Examiner—Paula A. Greene

(**) Term: **14 Years**

(74) *Attorney, Agent, or Firm*—Dilworth & Barrese, LLP

(21) Appl. No.: **29/234,045**

(57) **CLAIM**

(22) Filed: **Jul. 13, 2005**

The ornamental design for a portable karaoke device, as shown and described.

(30) **Foreign Application Priority Data**

DESCRIPTION

Mar. 22, 2005 (KR) 30-2005-009216

(51) **LOC (8) Cl.** **14-01**

FIG. 1 is a perspective view of the portable karaoke device showing my new design;

(52) **U.S. Cl.** **D14/228**

FIG. 2 is a front view of the portable karaoke device of FIG. 1;

(58) **Field of Classification Search** D14/225,
D14/226, 227, 228, 229, 399, 400; 379/430,
379/431; 181/158, 242; 381/111, 157, 158,
381/181, 355, 361; D17/10, 99; 446/416;
D21/513

FIG. 3 is a rear view of the portable karaoke device of FIG. 1;

See application file for complete search history.

FIG. 4 is a left side view of the portable karaoke device of FIG. 1;

(56) **References Cited**

FIG. 5 is a right side view of the portable karaoke device of FIG. 1;

U.S. PATENT DOCUMENTS

D295,759 S * 5/1988 Kolich D17/99
D376,803 S * 12/1996 Lee D14/228
6,424,724 B1 * 7/2002 Ming-Cheng 381/361

FIG. 6 is a top view of the portable karaoke device of FIG. 1; and,

FIG. 7 is a bottom view of the portable karaoke device of FIG. 1.

1 Claim, 6 Drawing Sheets




FIG. 1


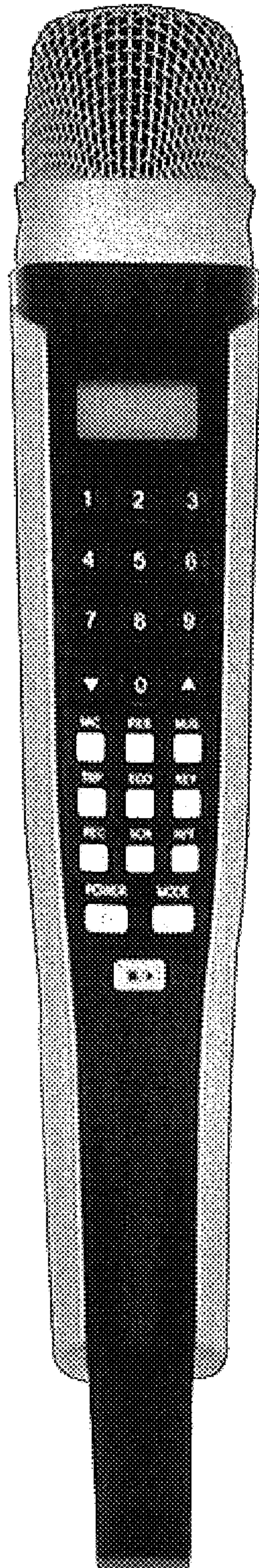


FIG. 2



F I G . 3




FIG. 4




FIG. 5




FIG. 6




FIG. 7

