



US00D538243S

(12) **United States Design Patent**
Seo et al.

(10) **Patent No.: US D538,243 S**
(45) **Date of Patent: ** Mar. 13, 2007**

(54) **LCD MONITOR HAVING IMAGE DESIGN
DISPLAYED THEREON**

D507,797 S * 7/2005 Hurley et al. D14/486
6,945,869 B2 * 9/2005 Kim et al. 463/2
2003/0182202 A1 * 9/2003 Eason 705/26

(75) Inventors: **Ae-Jung Seo**, Seoul (KR); **Bong-Hee Kim**, Seoul (KR)

(73) Assignee: **Samsung Electronics Co., Ltd.**,
Kyunggi-do (KR)

(**) Term: **14 Years**

(21) Appl. No.: **29/218,858**

(22) Filed: **Dec. 8, 2004**

(51) **LOC (8) Cl.** **14-03**

(52) **U.S. Cl.** **D14/129; D14/386**

(58) **Field of Classification Search** D14/125-134,
D14/485-495; 715/711, 717, 723, 726, 733,
715/738, 753, 762, 848; D20/40; D19/6;
434/43, 38; 382/113; 717/170; D10/103;
D5/14, 26, 27, 32

See application file for complete search history.

(56) **References Cited**

U.S. PATENT DOCUMENTS

| | | | | | | |
|-----------|---|---|---------|---------------|-------|---------|
| 4,645,459 | A | * | 2/1987 | Graf et al. | | 434/43 |
| 4,835,532 | A | * | 5/1989 | Fant | | 345/611 |
| D407,698 | S | * | 4/1999 | Alexiev | | D14/489 |
| D417,208 | S | * | 11/1999 | Steele | | D14/489 |
| D463,420 | S | * | 9/2002 | Stener et al. | | D14/336 |
| D477,318 | S | * | 7/2003 | Shiao | | D14/336 |
| D489,731 | S | * | 5/2004 | Huang | | D14/496 |
| D502,003 | S | * | 2/2005 | Prats | | D5/26 |
| D504,516 | S | * | 4/2005 | Yamazaki | | D24/186 |

OTHER PUBLICATIONS

Co-pending U.S. Appl. No. 29/218,854, filed Dec. 8, 2004,
titled LCD Monitor Having Image Design Displayed
Thereon.

Co-pending U.S. Appl. No. 29/218,857, filed Dec. 8, 2004,
titled LCD Monitor Having Image Design Displayed
Thereon.

* cited by examiner

Primary Examiner—Raphael Barkai

Assistant Examiner—Randall H. Gholson

(74) *Attorney, Agent, or Firm*—Flynn, Thiel, Boutell &
Tanis, P.C.

(57) **CLAIM**

The ornamental design for a LCD monitor having image
design displayed thereon, as shown and described.

DESCRIPTION

FIG. 1. is a top front perspective view of a LCD monitor
having image design displayed thereon showing our new
design.

FIG. 2. is a front elevational view thereof.

FIG. 3. is a rear elevational view thereof.

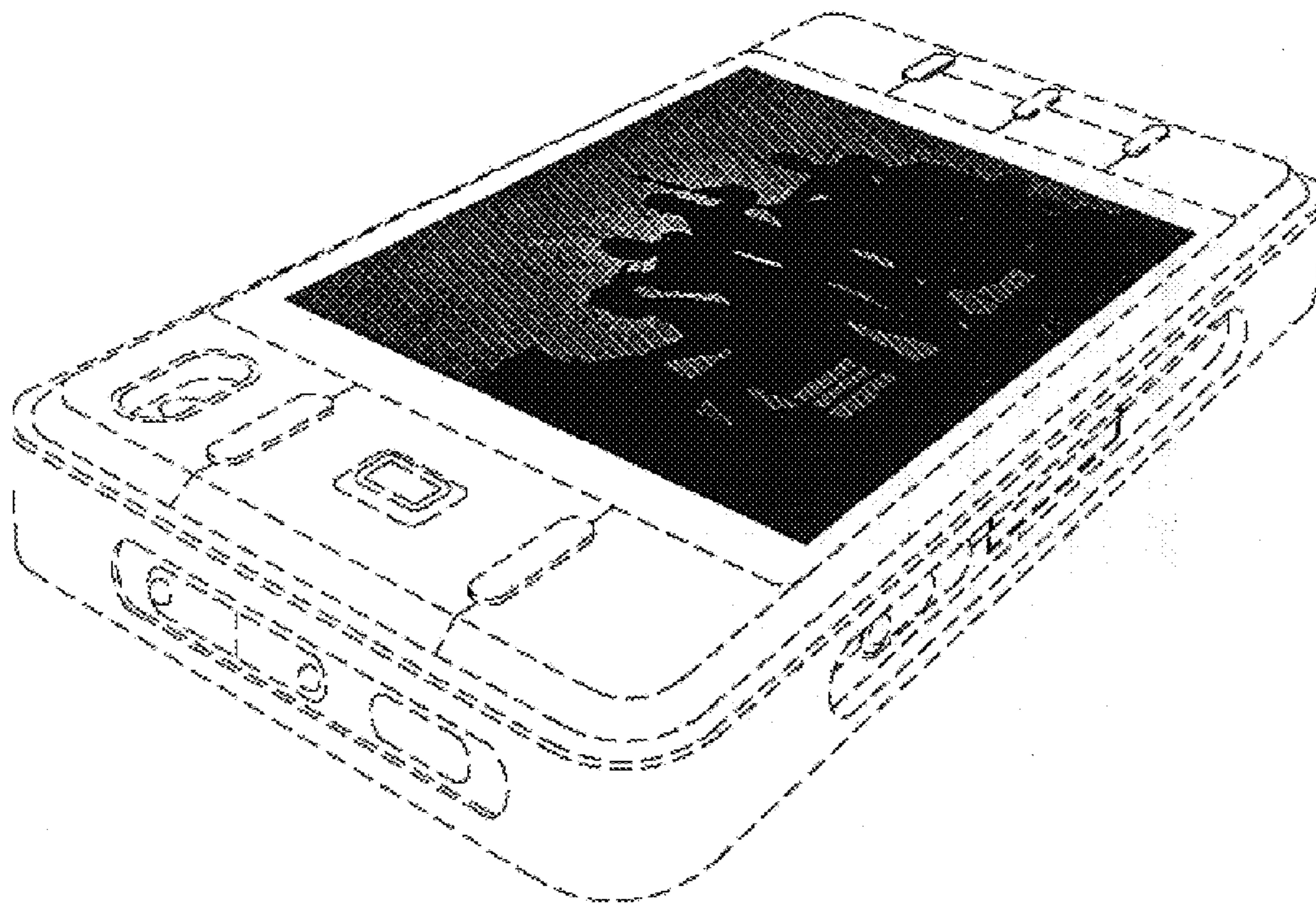
FIG. 4. is a left side elevational view thereof.

FIG. 5. is a right side elevational view thereof.

FIG. 6. is a top plan view thereof; and,

FIG. 7. is a bottom plan view thereof.

1 Claim, 4 Drawing Sheets



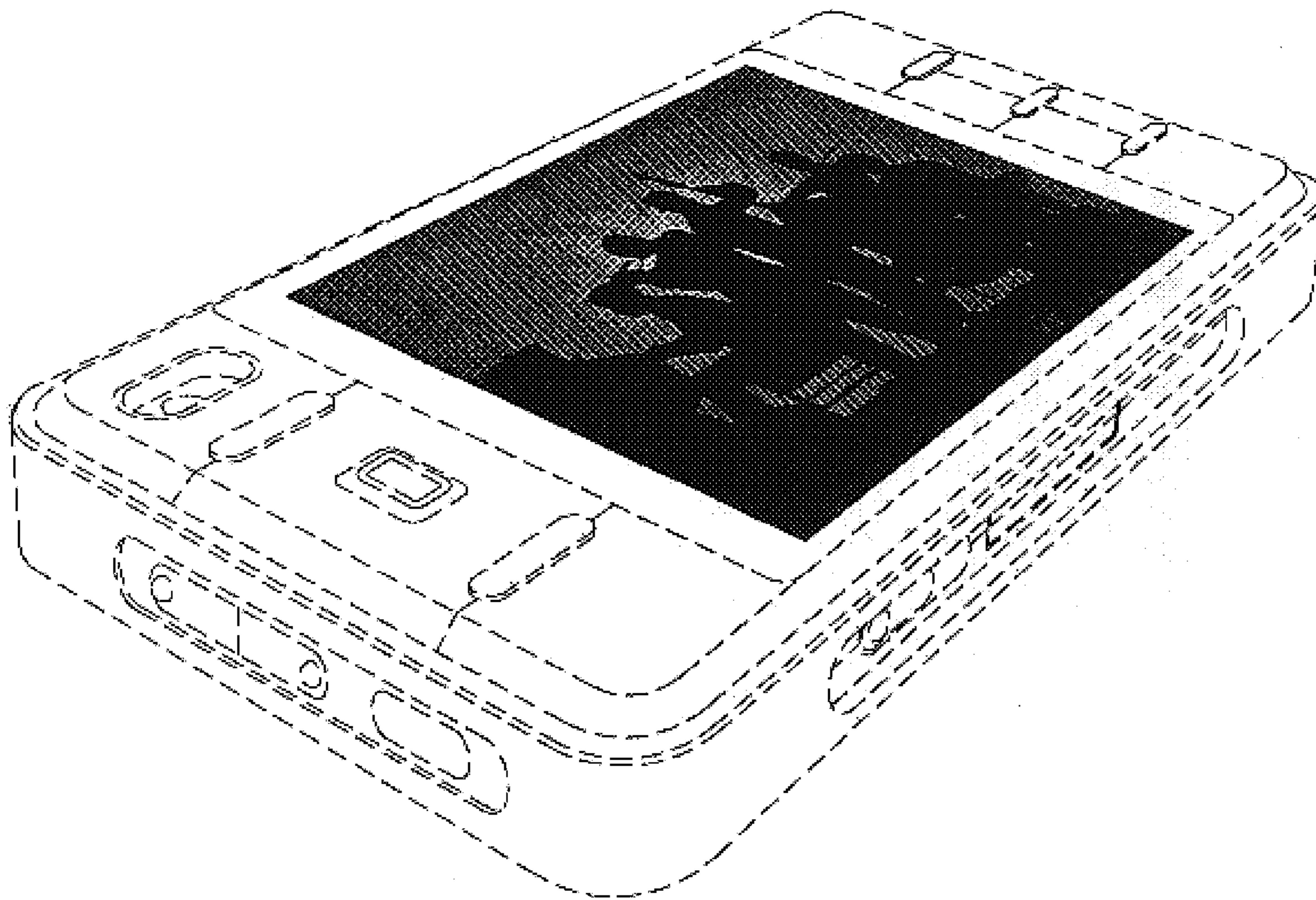


FIG. 1



FIG. 2




FIG. 3




FIG. 4

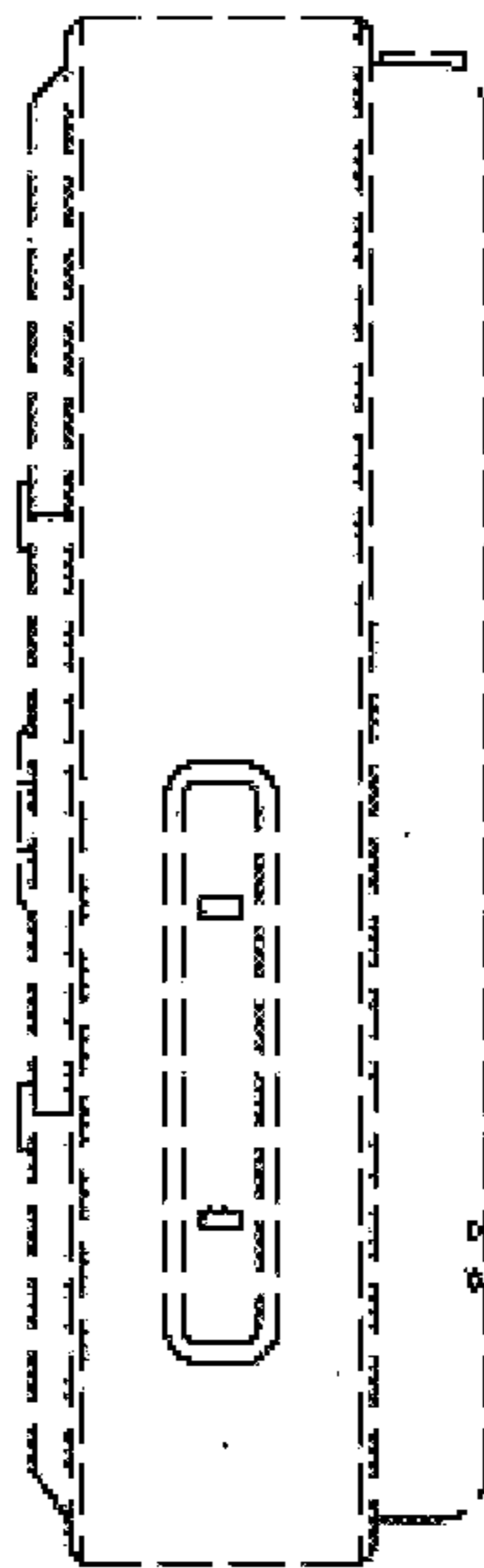


FIG. 5

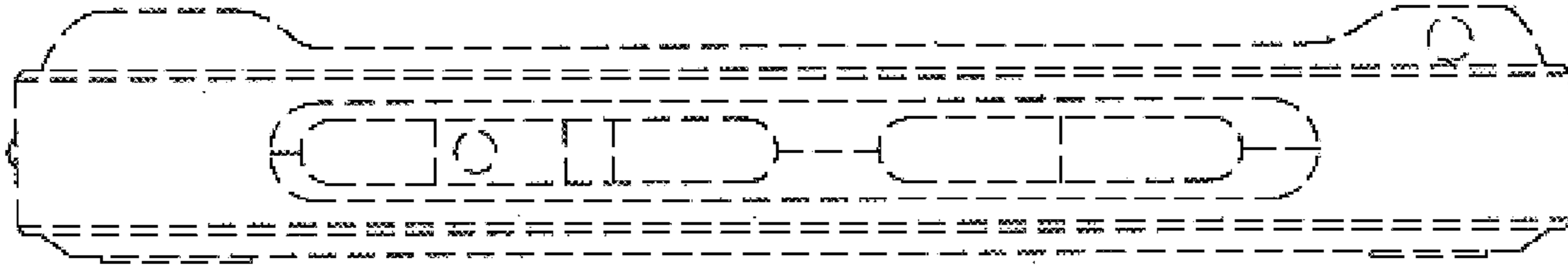


FIG. 6




FIG. 7