



US00D538221S

(12) **United States Design Patent**
Losey et al.

(10) **Patent No.:** **US D538,221 S**

(45) **Date of Patent:** **** Mar. 13, 2007**

(54) **TIRE TREAD**

D464,615 S * 10/2002 Kolowski et al. D12/600
D475,009 S * 5/2003 Ochi D12/600
D517,980 S * 3/2006 Umstot et al. D12/600

(75) Inventors: **Robert Allen Losey**, Kent, OH (US);
Paul Bryan Maxwell, Kent, OH (US);
Andrew Edward Morrison, Akron,
OH (US); **Karl Eric Sundkvist**, Akron,
OH (US); **Samuel Patrick Landers**,
North Canton, OH (US); **Charles**
Kenneth Schmalix, Canal Fulton, OH
(US)

* cited by examiner

Primary Examiner—Robert M. Spear
(74) *Attorney, Agent, or Firm*—Richard B. O’Planick

(73) Assignee: **The Goodyear Tire & Rubber**
Company, Akron, OH (US)

(57) **CLAIM**

The ornamental design for a tire tread, as shown and described.

(**) Term: **14 Years**

DESCRIPTION

(21) Appl. No.: **29/252,641**

FIG. 1 is a perspective view of a tire tread showing our new design, it being understood that the pattern repeats uniformly throughout the circumference of the tread;
FIG. 2 is a front elevational view thereof;
FIG. 3 is a right side elevational view thereof; the opposite side elevational view being identical thereto; and,
FIG. 4 is an enlarged fragmentary front elevational view thereof.

(22) Filed: **Jan. 25, 2006**

(51) **LOC (8) Cl.** **12-15**

(52) **U.S. Cl.** **D12/600**

(58) **Field of Classification Search** D12/544,
D12/546, 560, 561, 566, 567, 579, 581, 596,
D12/597, 600, 602, 603, 900, 901; 152/209.1,
152/209.12, 209.18, 209.25

See application file for complete search history.

In the drawings, the broken lines defining the sidewall, inner bead and the peripheral boundary between the tire tread and the sidewall are for illustrative purposes only and form no part of the claimed design.

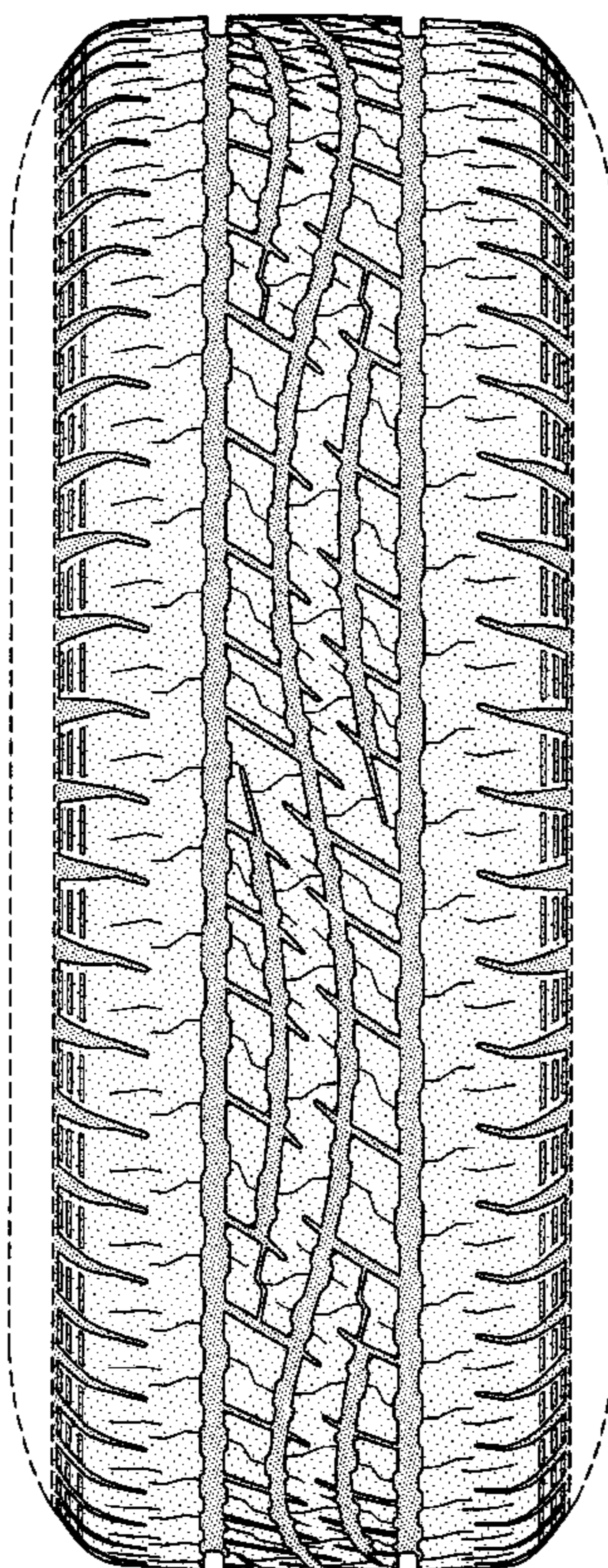
The dark stippled surface shading represents the recessed portion of the tread grooves, having the depth shown at the top and bottom of FIG. 2.

(56) **References Cited**

U.S. PATENT DOCUMENTS

D457,856 S * 5/2002 Ochi D12/600

1 Claim, 4 Drawing Sheets



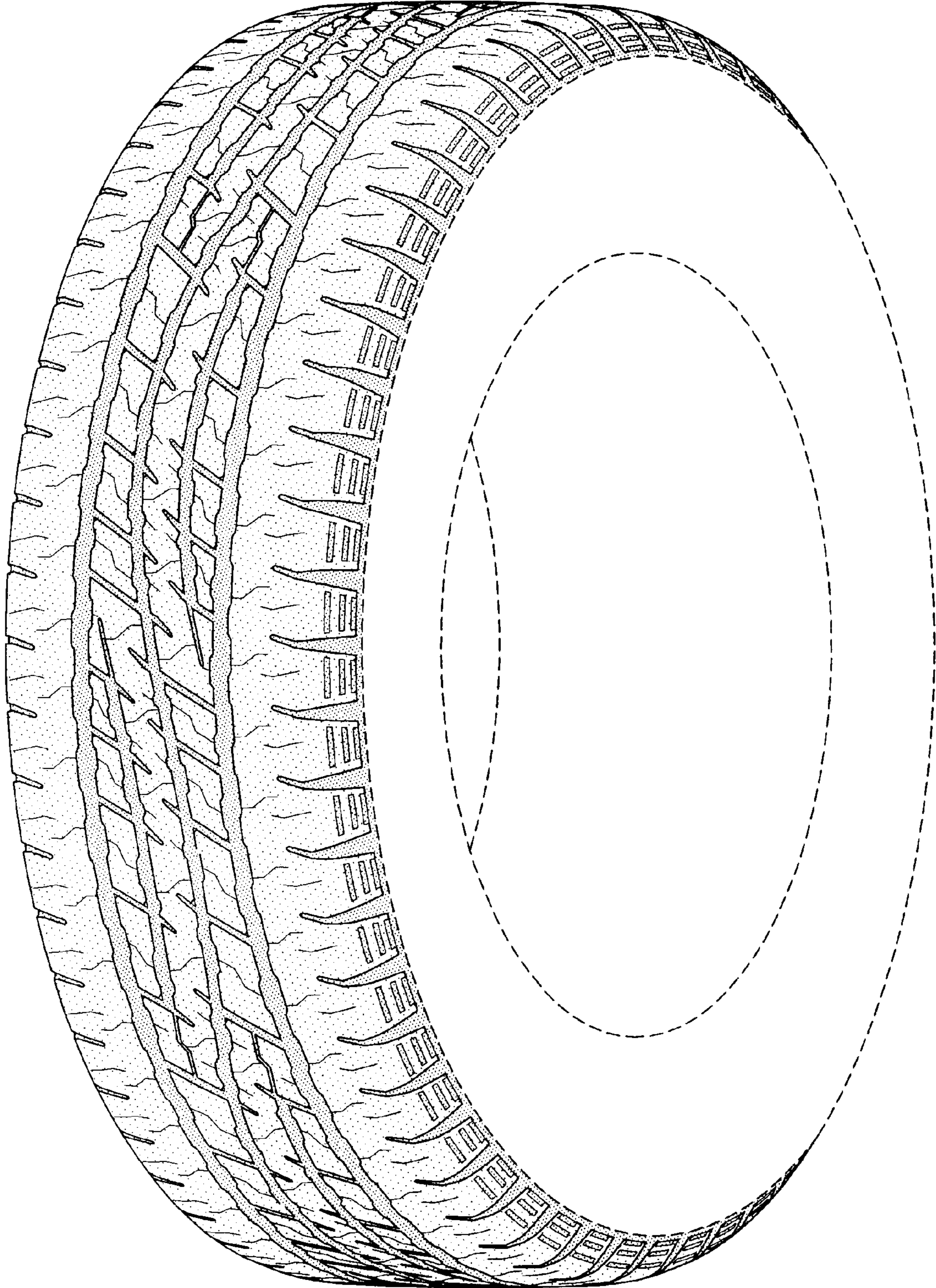


FIG-1

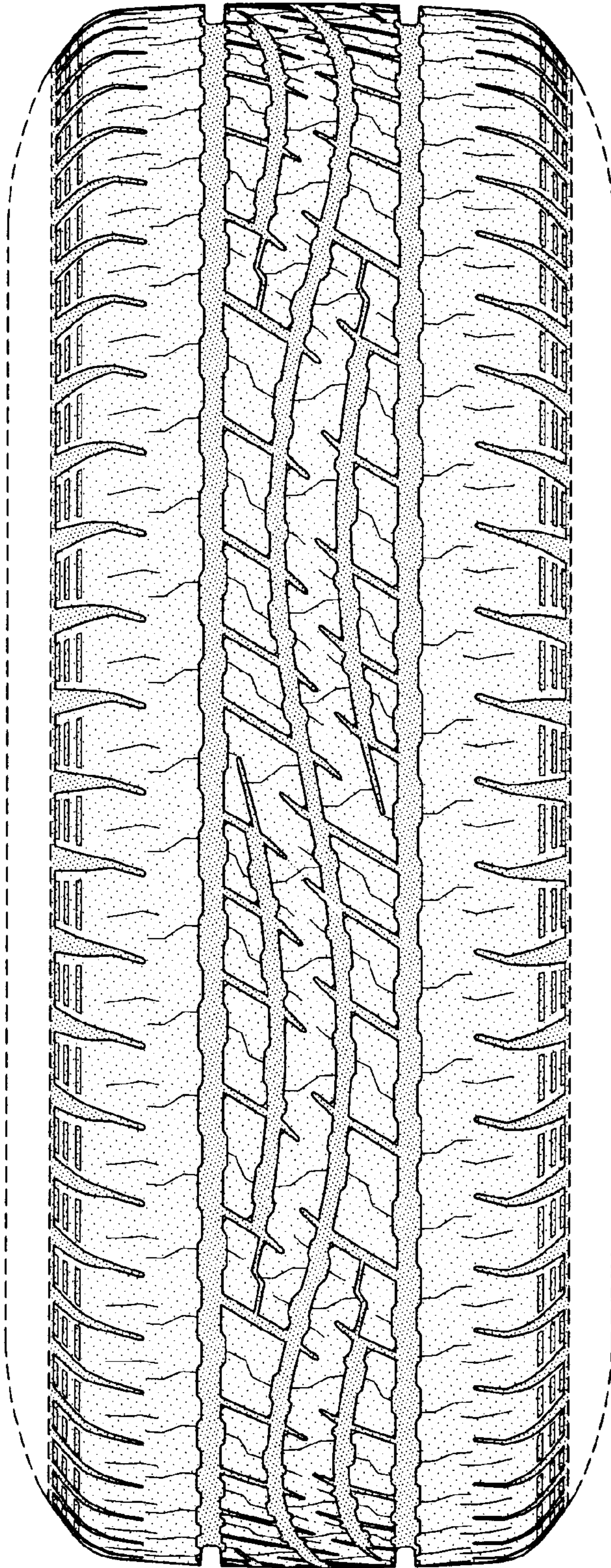


FIG-2

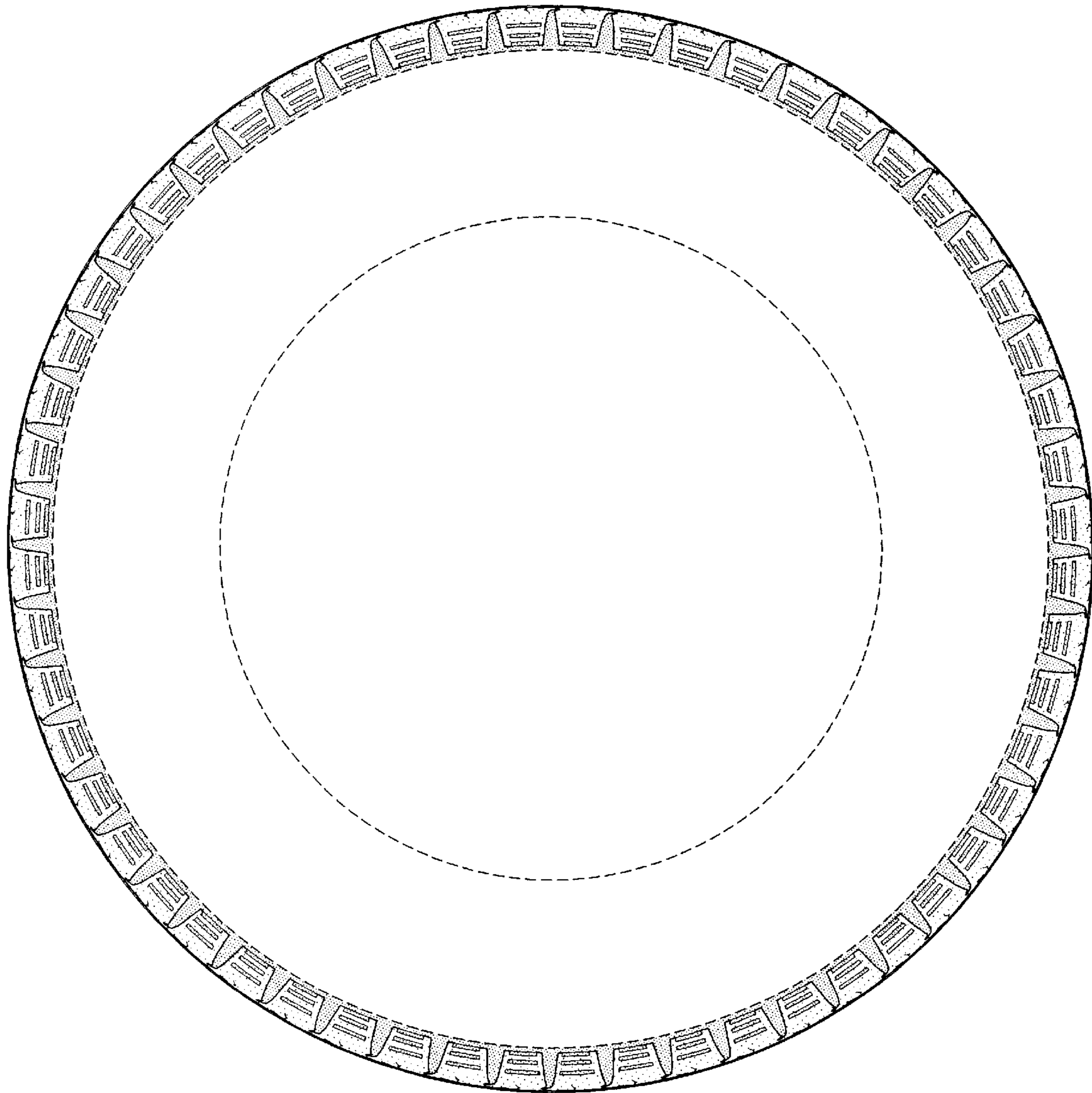


FIG-3

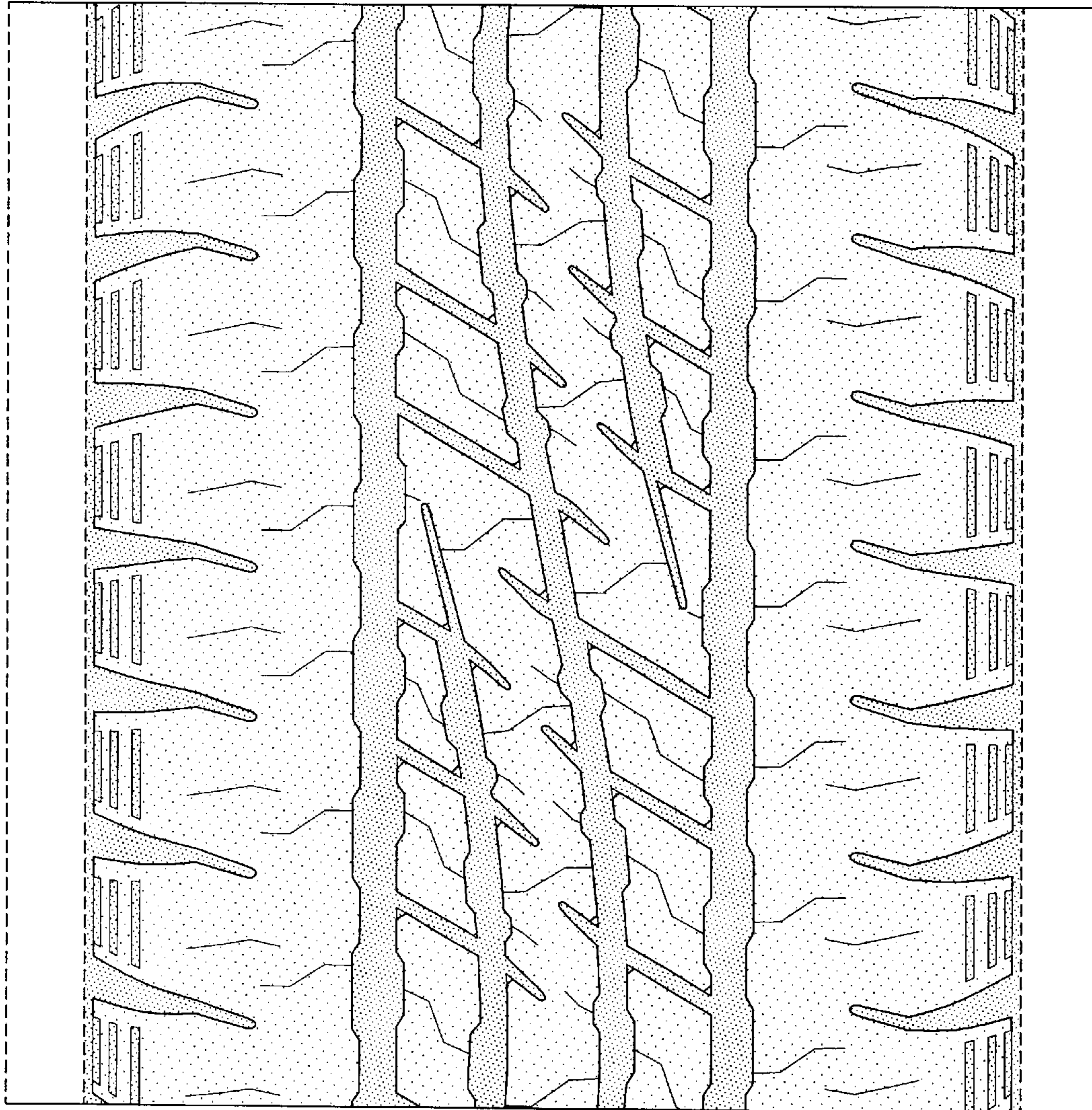


FIG-4