

US00D538208S

(12) **United States Design Patent** (10) **Patent No.:** **US D538,208 S**
Golden et al. (45) **Date of Patent:** **** Mar. 13, 2007**

(54) **VEHICLE LOWER BUMPER**

(75) Inventors: **Edward Golden**, Pinckney, MI (US);
Darrell Behmer, Novi, MI (US);
Melvin Betancourt, Shelby Township,
MI (US); **Solomon Song**, Farmington
Hills, MI (US); **Shawn Wehrly**, Royal
Oak, MI (US); **Addam Ebel**, Dearborn,
MI (US); **Sang Kim**, Canton, MI (US);
Garen Nicoghosian, Beverly Hills, MI
(US)

(73) Assignee: **Ford Global Technologies, LLC**,
Dearborn, MI (US)

(**) Term: **14 Years**

(21) Appl. No.: **29/241,479**

(22) Filed: **Oct. 27, 2005**

(51) **LOC (8) Cl.** **12-16**

(52) **U.S. Cl.** **D12/169**

(58) **Field of Classification Search** D12/90-92,
D12/86, 169, 196; 296/180.1, 180.2; 293/102,
293/113, 115, 117, 120

See application file for complete search history.

(56) **References Cited**

U.S. PATENT DOCUMENTS

D490,032 S	*	5/2004	Ikuma et al.	D12/169
D508,879 S	*	8/2005	Pfeiffer et al.	D12/169
D510,304 S	*	10/2005	Tabata et al.	D12/169
D513,213 S	*	12/2005	Sato	D12/169
D516,967 S	*	3/2006	Tomida et al.	D12/169
D517,457 S	*	3/2006	Horiuchi et al.	D12/169
D522,938 S	*	6/2006	Iwanaga	D12/169
D525,180 S	*	7/2006	Konaka	D12/169

OTHER PUBLICATIONS

AutoWeek.com. *2007 Edge*, Jul. 6, 2005 <http://forums.autoweek.com/thread.jspa?forumID=235&threadID=17785&messageID=388305>.

TheCarConnection.com; TCC Message Boards—*Concepts, Spy Shots and Future Cars—2007 Ford Edge*, Aug. 11, 2005 <http://forum.thecarconnection.com/showthread.php?t=2416>.

Chicago Tribune—Online Edition, *The 2007 Ford Edge crossover vehicle, derived from the Mazda6 sedan, will make its debut early next year*. Aug. 24, 2005 http://www.chicagotribune.com/classified/automotive/chi-050824mateja-pix_1_5840997.photo?coll=chi-classifiedcars-hed.

Popular Mechanics Online, *PM.com Exclusive: 2 Look-a-like Mules*, Sep. 8, 2005 http://www.popularmechanics.com/automotive/spy_reports/1829262.html.

Edmunds.com, *New Ford Edge Crossover Caught Testing*, Sep. 26, 2005 <http://www.edmunds.com/insideline/do/Features/articleid=107367>.

* cited by examiner

Primary Examiner—Melody N. Brown

(74) *Attorney, Agent, or Firm*—Fredrick Owens

(57) **CLAIM**

The ornamental design for a vehicle lower bumper, as shown and described.

DESCRIPTION

FIG. 1 is a front perspective view of a vehicle lower bumper attached to a vehicle, no part of the vehicle is claimed;

FIG. 2 is a perspective view of the vehicle lower bumper;

FIG. 3 is a front elevation view of the vehicle lower bumper;

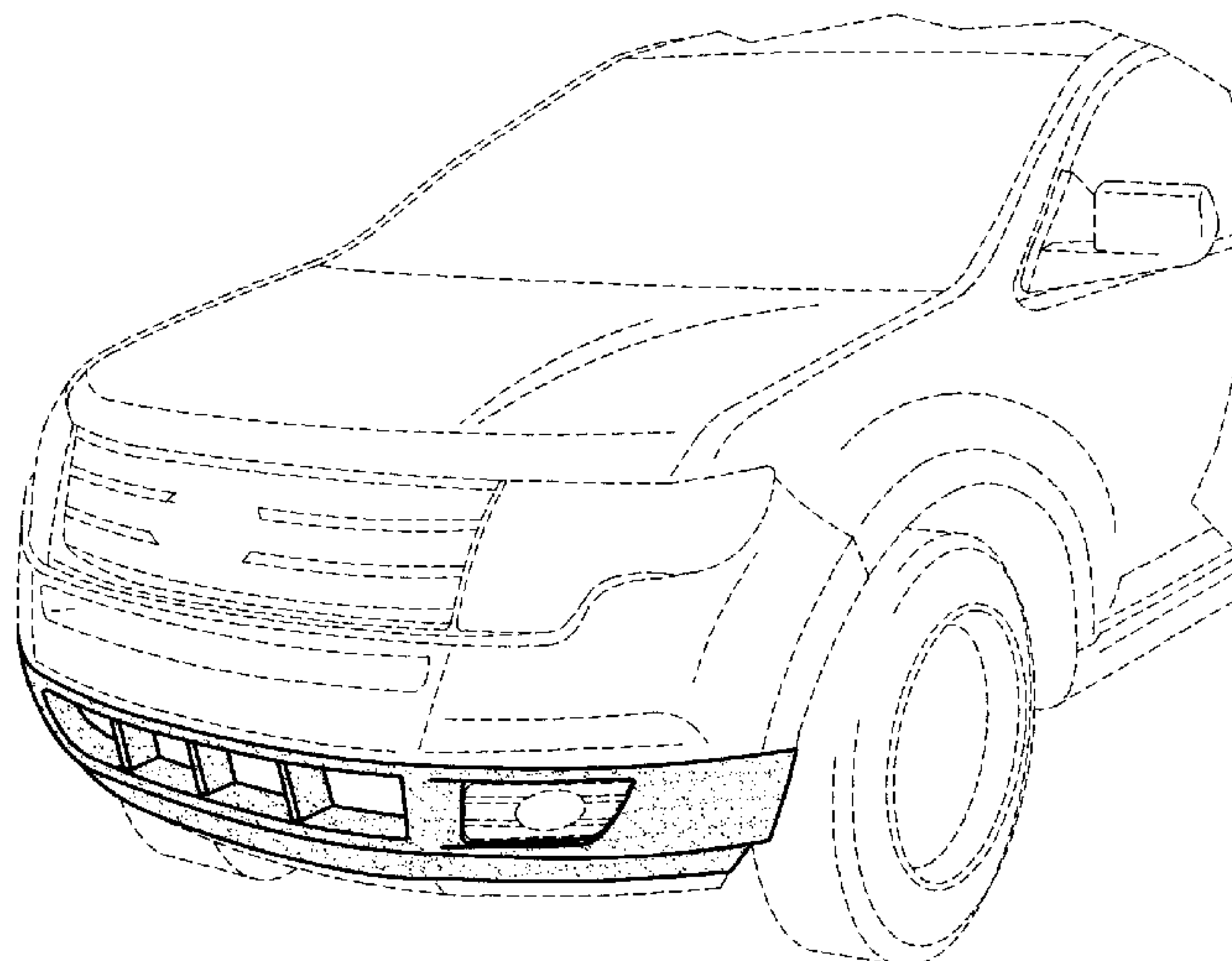
FIG. 4 is a top plan view of the vehicle lower bumper;

FIG. 5 is a right side elevation view of the vehicle lower bumper (the left side view is a mirror of the right side view and is not shown); and,

FIG. 6 is bottom plan view of the vehicle lower bumper.

The broken lines are for illustrative purposes only and form no part of the claimed design.

1 Claim, 6 Drawing Sheets






FIG - 1

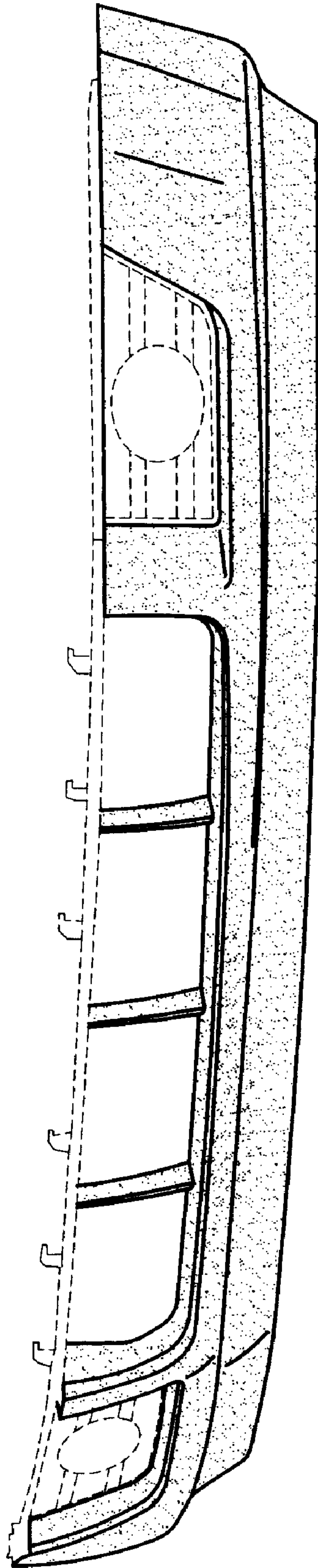


FIG - 2

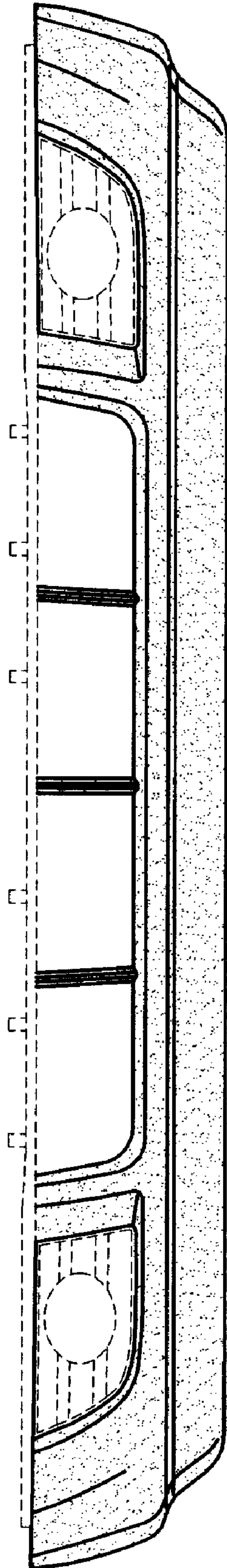


FIG - 3

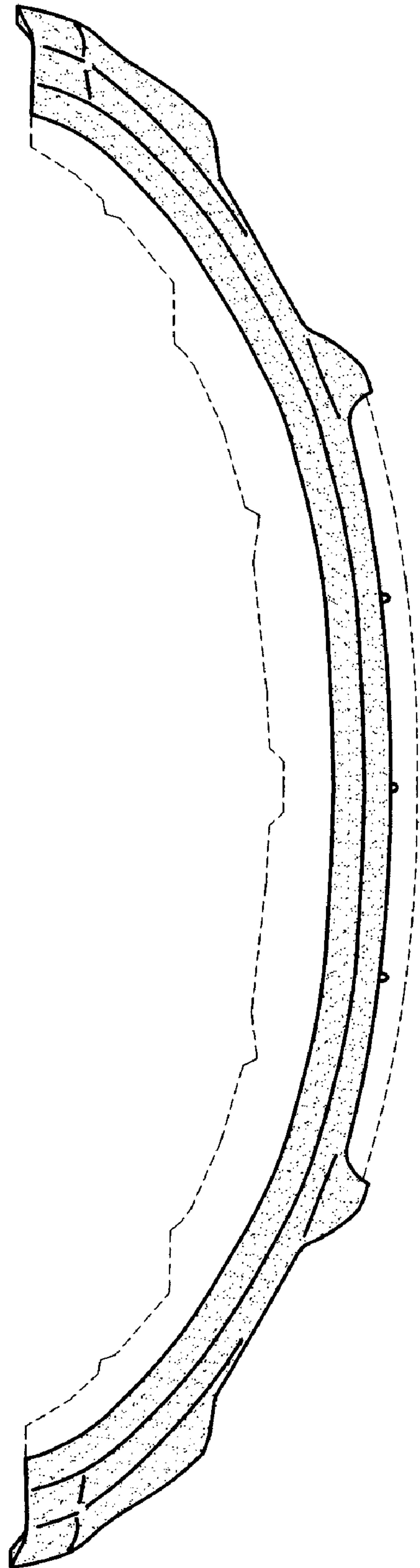


FIG - 4

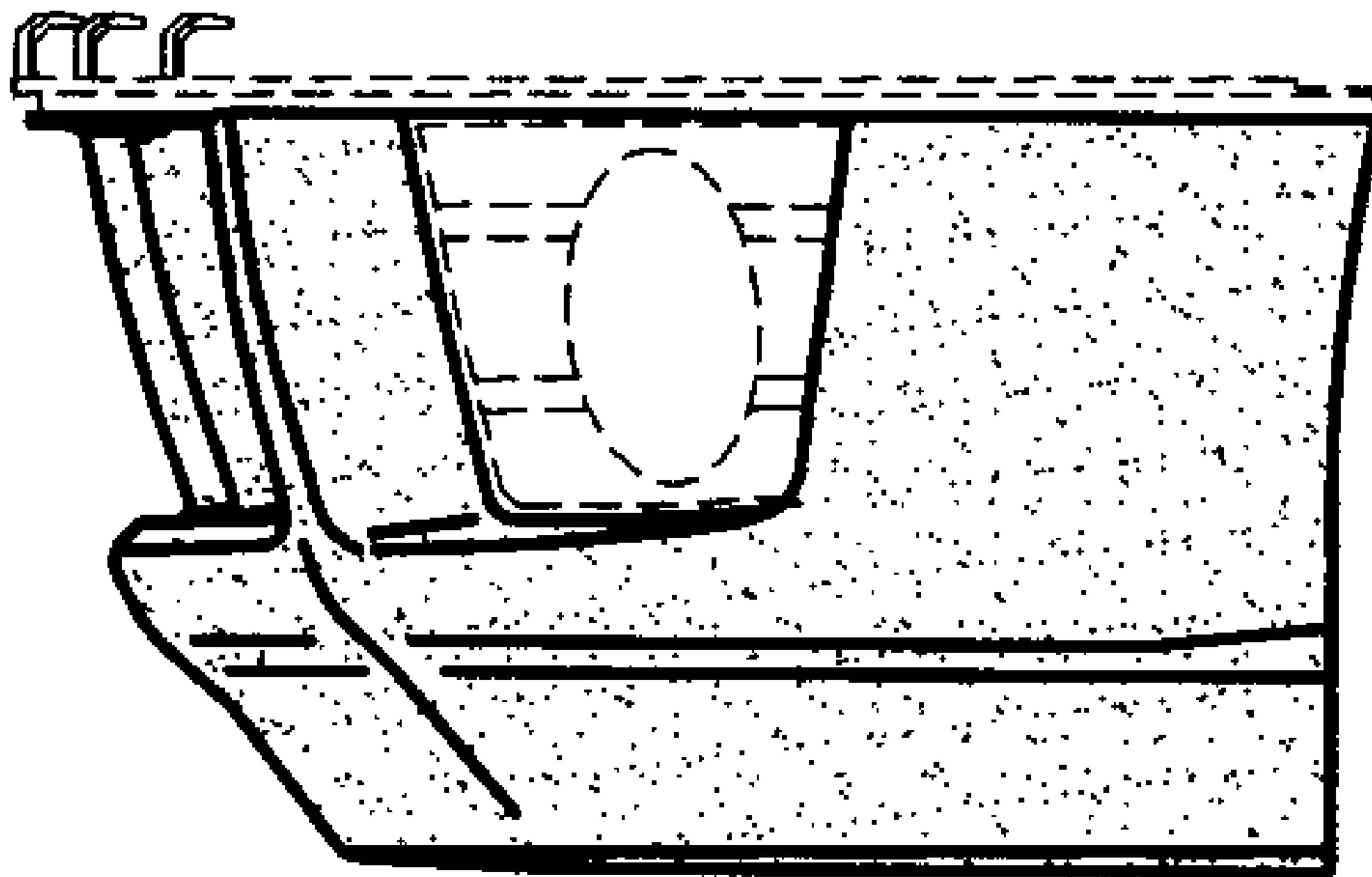


FIG - 5

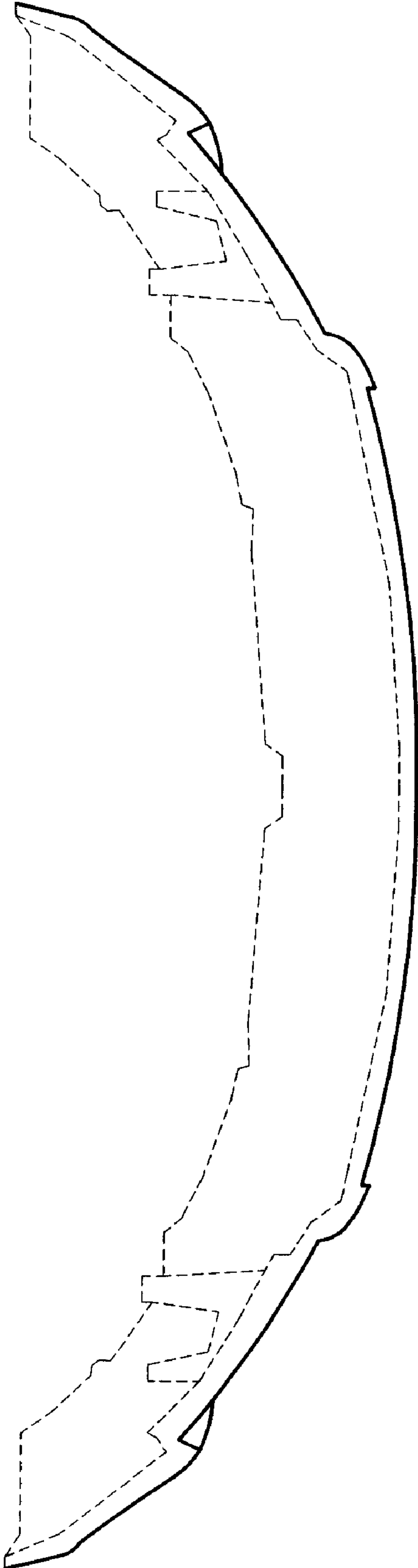


FIG - 6