



US00D538188S

(12) **United States Design Patent**
Liu

(10) **Patent No.:** **US D538,188 S**
(45) **Date of Patent:** **** Mar. 13, 2007**

(54) **DISTANCE FINDER**

(75) Inventor: **Yi Liu**, Jiangsu (CN)

(73) Assignee: **Nanjing Chervon Industry Co., Ltd.**,
Nanjing (CN)

(**) Term: **14 Years**

(21) Appl. No.: **29/243,932**

(22) Filed: **Dec. 1, 2005**

(30) **Foreign Application Priority Data**

Jun. 9, 2005 (CN) 200530084721

(51) **LOC (8) Cl.** **10-04**

(52) **U.S. Cl.** **D10/70**

(58) **Field of Classification Search** 356/5.15,
356/4.01, 5.01, 5.08, 5.05, 4.05, 5.07, 5.09,
356/5.12, 28.5, 139.3, 141.3, 345, 375, 3.01,
356/5.06, 128-155, 399, 400; 385/83, 97,
385/98, 99, 134-139; 701/211-213; 702/150,
702/158, 208; 264/1.24-1.25; D10/66, 69,
D10/70; 33/276, 277, 281, 285, 286, 290,
33/291-299, DIG. 21; 340/573.1-573.4,
340/539, 825.36, 825.46, 825.49, 357.02,
340/357.07-357.09

See application file for complete search history.

(56) **References Cited**

U.S. PATENT DOCUMENTS

D312,050 S * 11/1990 Singleton D10/70

D313,361 S * 1/1991 Robinson D10/70
D460,367 S * 7/2002 Apotheloz et al. D10/70
D460,369 S * 7/2002 Apotheloz et al. D10/70
D472,826 S * 4/2003 Sanoner D10/70
D519,045 S * 4/2006 Wu D10/70
7,075,626 B2 * 7/2006 Schmidt et al. 356/5.09
2003/0078755 A1 * 4/2003 Leutz et al. 702/156
2005/0151957 A1 * 7/2005 Stierle et al. 356/5.15
2006/0002233 A1 * 1/2006 Malard 367/128

* cited by examiner

Primary Examiner—Antoine D. Davis

(74) *Attorney, Agent, or Firm*—Butzel Long


(57) **CLAIM**

The ornamental design for a distance finder, as shown and described.

DESCRIPTION

FIG. 1 is a front elevational view of the design;
FIG. 2 is a rear elevational view of the distance finder in FIG. 1;
FIG. 3 is a bottom side elevational view of the distance finder in FIG. 1;
FIG. 4 is a top side elevational view of the distance finder in FIG. 1;
FIG. 5 is a left plan view of the distance finder in FIG. 1; and,
FIG. 6 is a right plan view of the distance finder in FIG. 1.

1 Claim, 4 Drawing Sheets



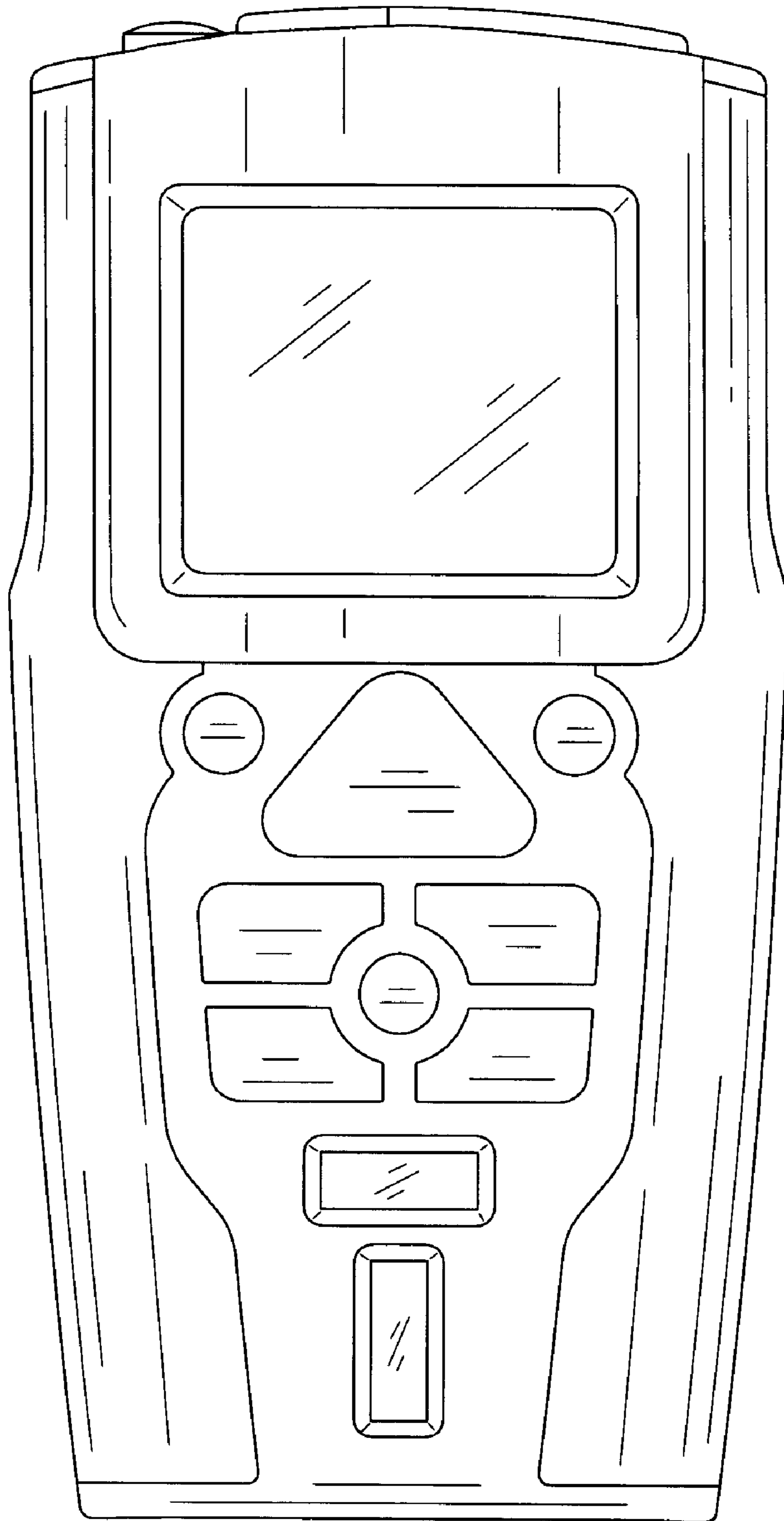


FIG. 1

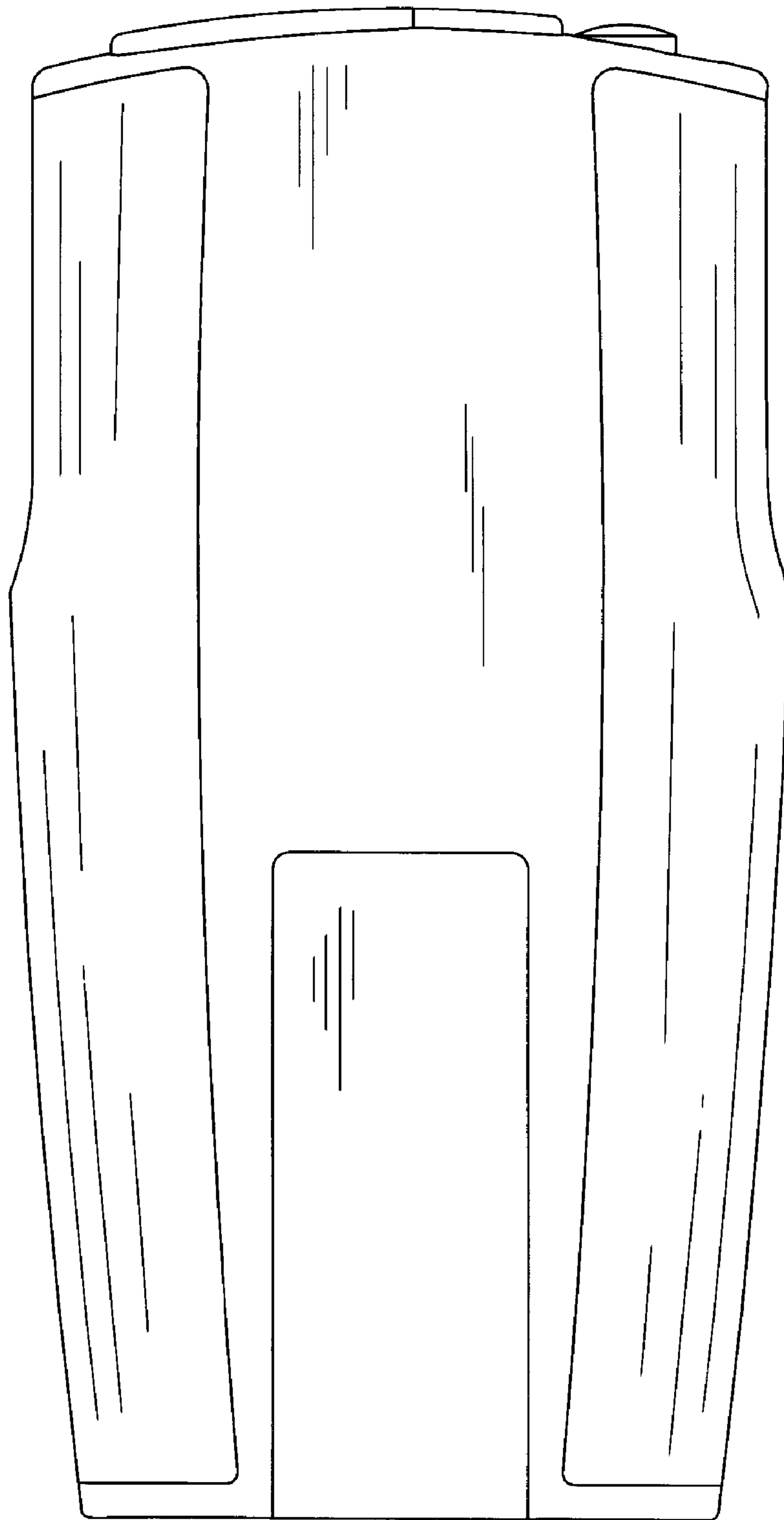


FIG. 2

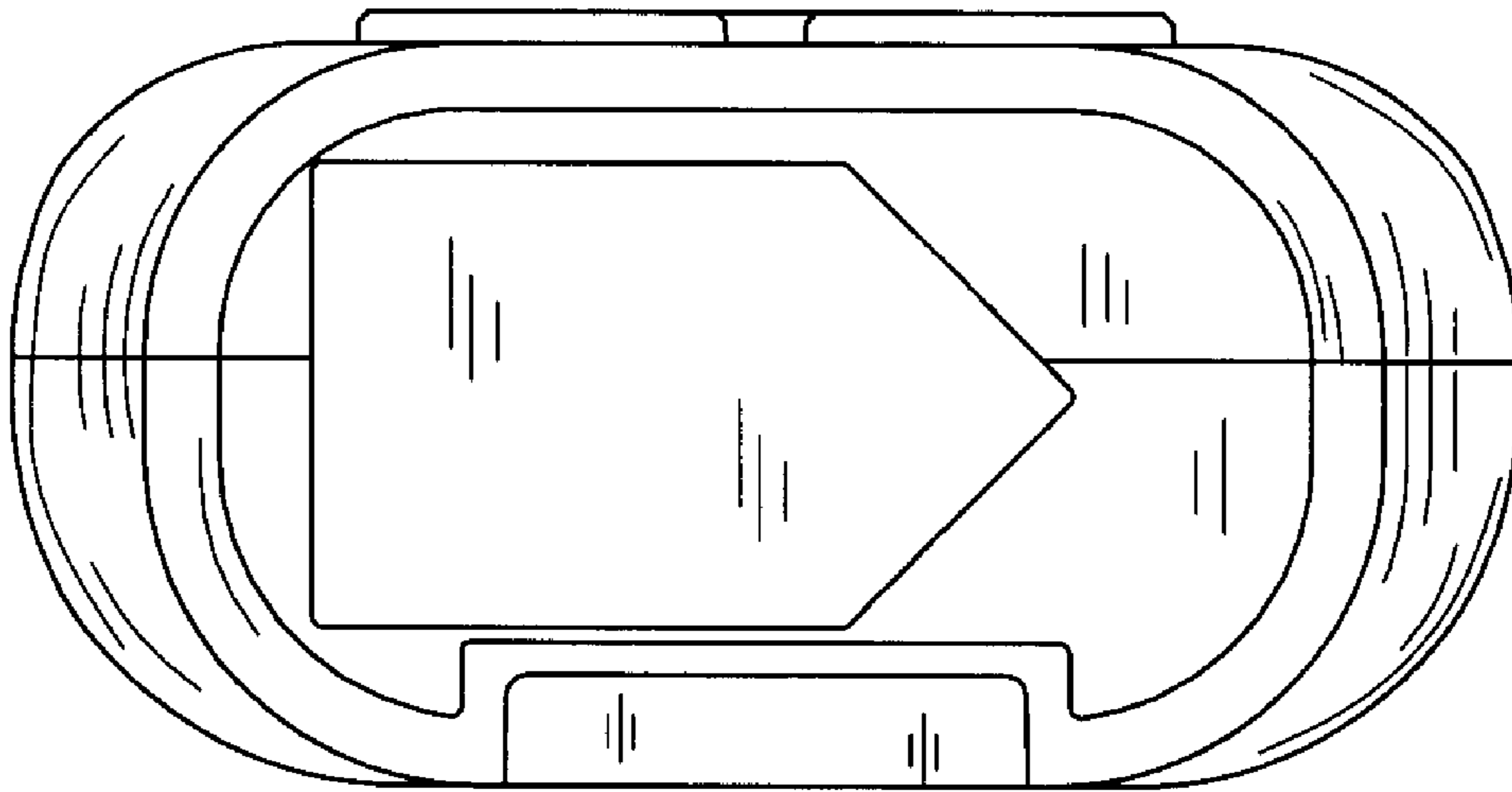


FIG. 3




FIG. 4

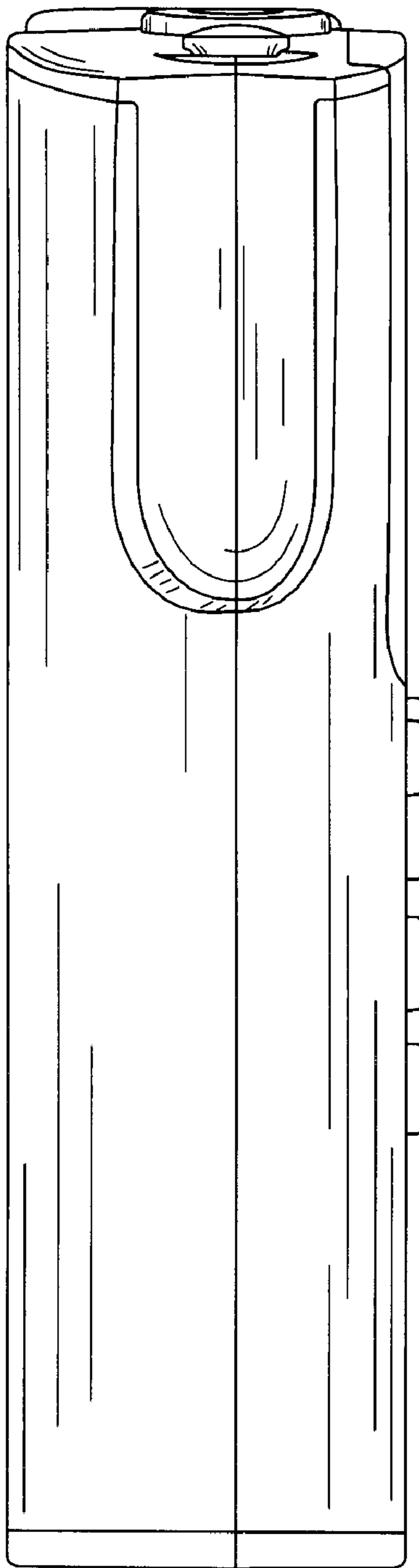


FIG. 5

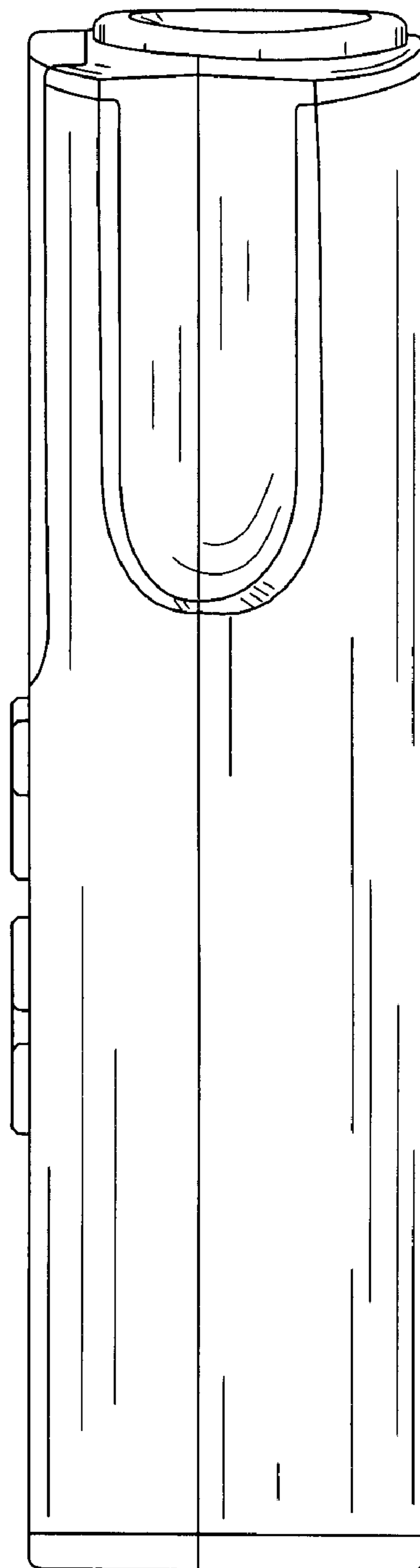


FIG. 6