

US00D538170S

(12) **United States Design Patent**
Venkataraman et al.

(10) **Patent No.:** **US D538,170 S**
(45) **Date of Patent:** **** Mar. 13, 2007**

(54) **BOTTLE**

(75) Inventors: **Shriram Venkataraman**, Danbury, CT (US); **Laura A. Dellevigne**, Danbury, CT (US); **Dennis C. Connor**, Merrimack City, NH (US); **Shebrinia M. Moore**, Hampton, GA (US)

(73) Assignee: **PepsiCo, Inc.**, Purchase, NY (US)

(**) Term: **14 Years**

(21) Appl. No.: **29/233,274**

(22) Filed: **Jun. 30, 2005**

(51) **LOC (8) Cl.** **09-01**

(52) **U.S. Cl.** **D9/550; D9/551**

(58) **Field of Classification Search** D9/516,
D9/522, 526, 537-538, 541, 545-546, 548,
D9/551, 557, 564, 567, 570-571; 215/371,
215/382-383, 379

See application file for complete search history.

(56) **References Cited**

U.S. PATENT DOCUMENTS

D50,298 S	*	2/1917	Dawson	D9/545
D64,830 S	*	6/1924	Woods	D9/550
D93,147 S	*	8/1934	Titus	D9/542
D112,782 S	*	1/1939	McIntosh	D9/564
D156,089 S	*	11/1949	Fuerst	D9/564
D209,020 S		10/1967	Shepter		
D214,873 S	*	8/1969	Koenigsberg	D9/529
D226,703 S	*	4/1973	Broadhead	D9/529
4,907,709 A	*	3/1990	Abe et al.	215/252
5,160,059 A	*	11/1992	Collette et al.	215/375
5,261,543 A		11/1993	Ugarelli		
5,407,086 A		4/1995	Ota et al.		
D379,152 S		5/1997	Richardson		
D383,941 S	*	9/1997	Petrie	D7/511
D384,893 S		10/1997	Marriage		
5,858,300 A	*	1/1999	Shimizu et al.	264/521
6,016,932 A		1/2000	Gaydosh et al.		
D443,519 S	*	6/2001	Warner et al.	D9/538
D448,307 S	*	9/2001	Handler	D9/564
D469,699 S		2/2003	Crawford et al.		

D471,112 S		3/2003	Davis et al.		
D472,474 S	*	4/2003	Headen et al.	D9/551
6,585,125 B1		7/2003	Peek		
6,827,228 B2	*	12/2004	Headen et al.	215/383
D503,344 S		3/2005	Woolley et al.		

* cited by examiner

Primary Examiner—Carol Rademaker

(74) *Attorney, Agent, or Firm*—Siu K. Lo; Goodwin Proctor LLP

(57) **CLAIM**

We claim the ornamental design for a bottle, as shown.

DESCRIPTION

FIG. 1 is a perspective view of a first embodiment of a bottle depicting the new design;

FIG. 2 is a front elevational view thereof from the direction indicated in FIG. 6;

FIG. 3 is a right side elevational view thereof, from the direction indicated in FIG. 6;

FIG. 4 is a rear elevational view thereof, taken from the direction indicated in FIG. 6;

FIG. 5 is a right side elevational view thereof, from the direction indicated in FIG. 6;

FIG. 6 is a top plan view thereof;

FIG. 7 is a bottom plan view thereof;

FIG. 8 is a perspective view of a second embodiment of the bottle shown in FIG. 1;

FIG. 9 is a front elevational view thereof from the direction indicated in FIG. 13;

FIG. 10 is a right side elevational view thereof, from the direction indicated in FIG. 13;

FIG. 11 is a rear elevational view thereof, taken from the direction indicated in FIG. 13;

FIG. 12 is a right side elevational view thereof, from the direction indicated in FIG. 13;

FIG. 13 is a top plan view thereof; and,

FIG. 14 is a bottom plan view thereof.

The dash lines shown in the drawings are for illustrative purposes only and form no part of the claimed design.

The dot-dash-dot lines shown in the drawings define the boundary of the claim and form no part of the claimed design.

1 Claim, 8 Drawing Sheets

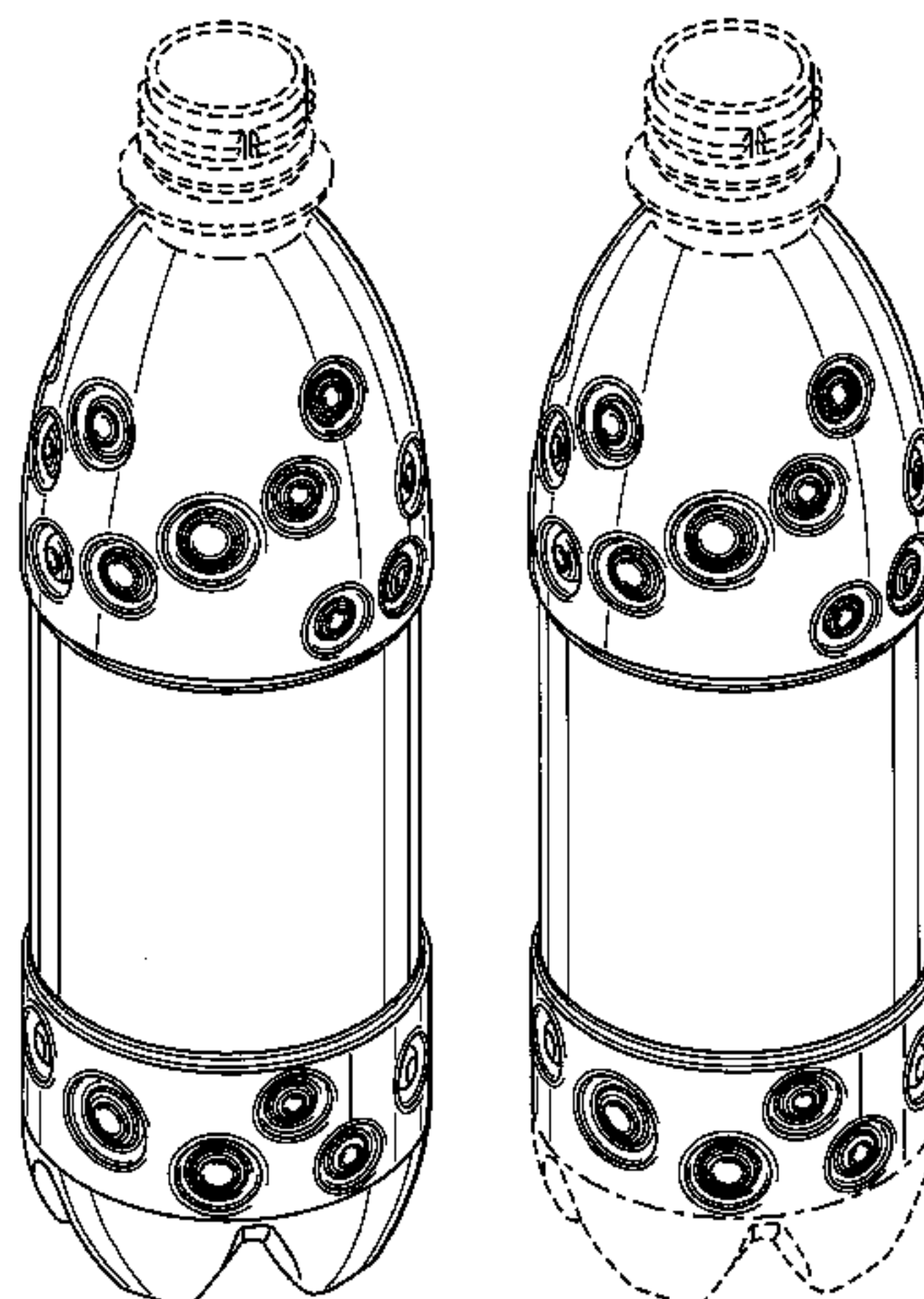


Fig. 1

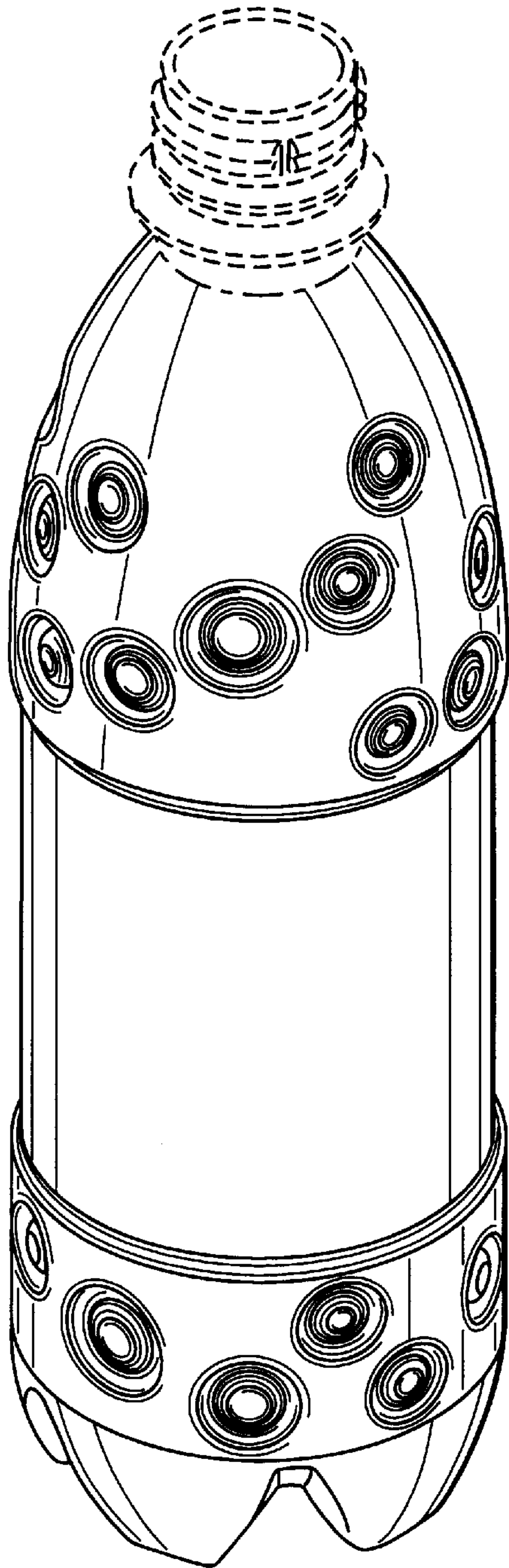


Fig. 2




Fig. 3




Fig. 4





Fig. 5



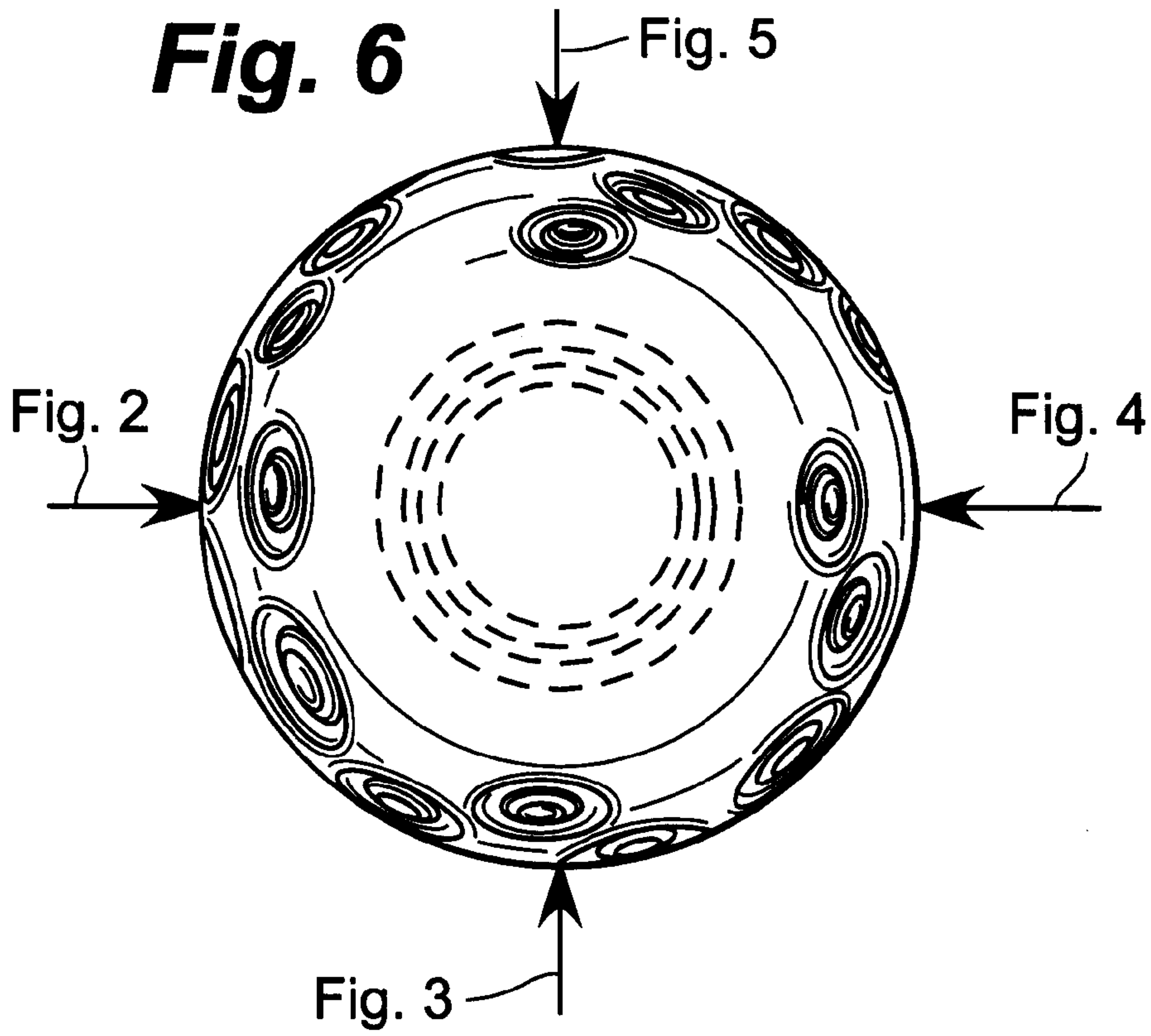


Fig. 7




Fig. 8

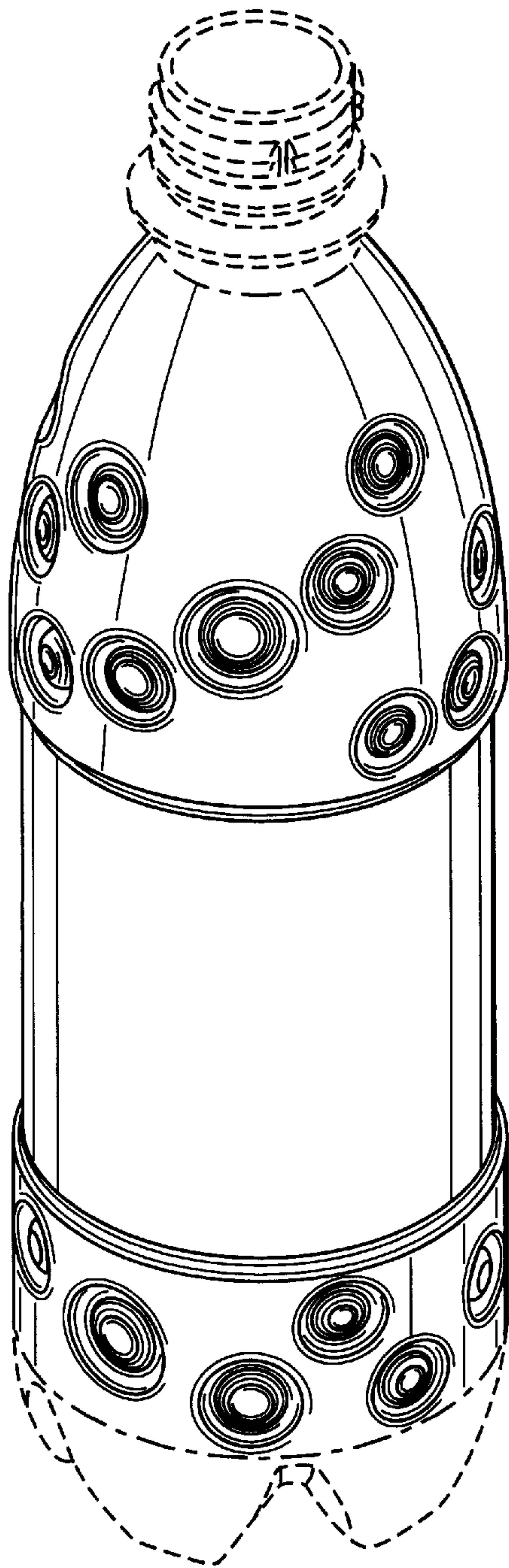


Fig. 9




Fig. 10




Fig. 11

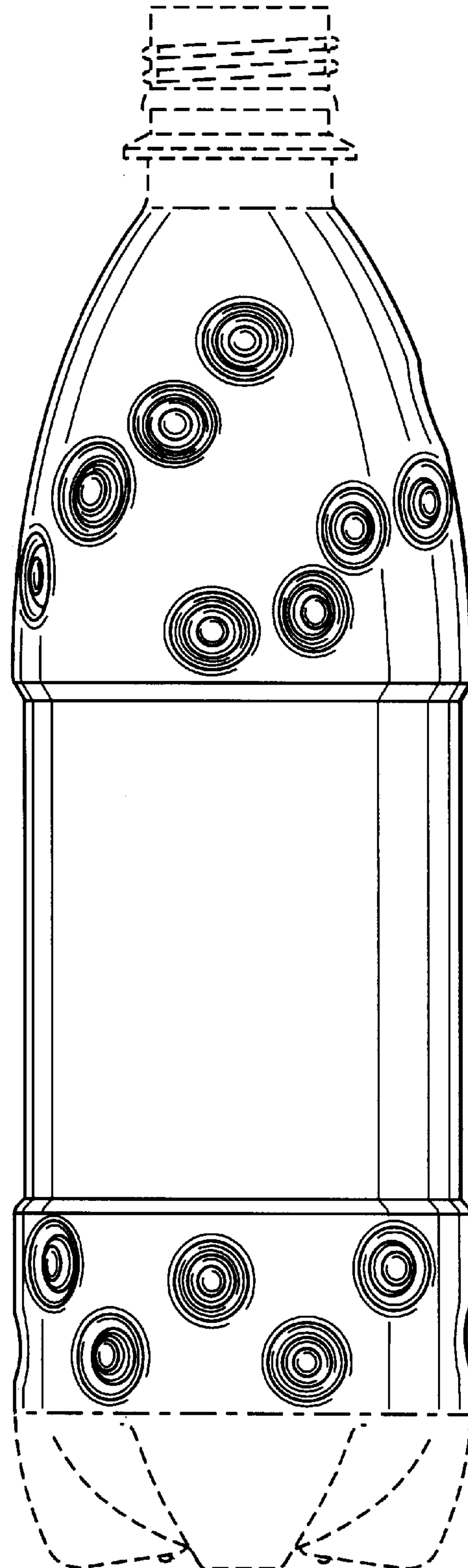



Fig. 12



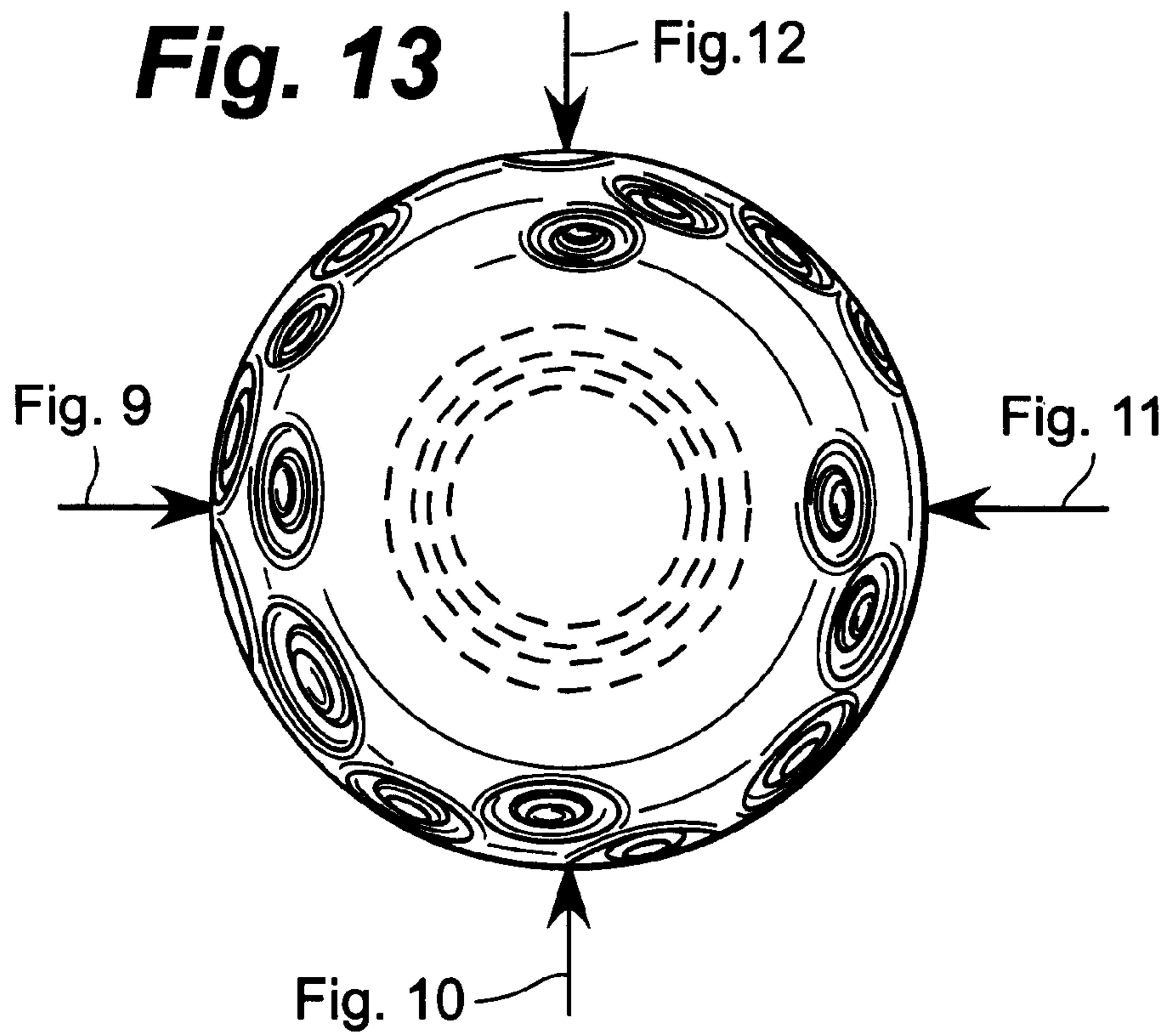


Fig. 14

