



US00D538168S

(12) **United States Design Patent**  
**Davis et al.**

(10) **Patent No.: US D538,168 S**  
(45) **Date of Patent: \*\* Mar. 13, 2007**

(54) **BOTTLE**

(75) Inventors: **Carie A. Davis**, Atlanta, GA (US);  
**Randall S. Brown**, Kennesaw, GA  
(US); **David Melrose**, Mt. Eden (NZ);  
**Campbell Melrose-Allen**, Mt. Eden  
(NZ); **Andrew Candy**, Mt. Eden (NZ)

(73) Assignee: **The Coca-Cola Company**, Atlanta, GA  
(US)

(\*\*) Term: **14 Years**

(21) Appl. No.: **29/215,434**

(22) Filed: **Oct. 19, 2004**

(51) **LOC (8) Cl.** ..... **09-01**

(52) **U.S. Cl.** ..... **D9/538; D9/539; D9/557;**  
D9/558

(58) **Field of Classification Search** ..... D9/502,  
D9/516, 522, 530, 537-540, 549-552, 556-558,  
D9/571, 575, 690-692, 772-777; D7/509-511,  
D7/608; D24/197; 215/382-384, 396, 398,  
215/11.1; 222/212

See application file for complete search history.

(56) **References Cited**

**U.S. PATENT DOCUMENTS**

D69,097 S \* 12/1925 Schwenck ..... D9/557  
D94,713 S \* 2/1935 Steuer ..... D9/550  
D101,032 S \* 9/1936 Fuerst ..... D9/550  
D108,449 S \* 2/1938 Kohl ..... D9/502

D181,618 S \* 12/1957 Barton, Jr. .... D9/502  
5,603,436 A \* 2/1997 Leoncavallo et al. ... 222/212 X  
D379,151 S \* 5/1997 Stevens ..... D9/538 X  
D397,297 S \* 8/1998 Yang ..... D9/557 X  
D441,291 S \* 5/2001 Lichtman et al. .... D9/502  
D441,658 S \* 5/2001 Lichtman et al. .... D9/538  
D522,870 S \* 6/2006 Venkataraman et al. .... D9/538  
D522,871 S \* 6/2006 Rowse et al. .... D9/539  
D523,345 S \* 6/2006 Kamineni ..... D9/537  
2005/0218108 A1 \* 10/2005 Bangi et al. .... 215/384

**FOREIGN PATENT DOCUMENTS**

EM 000416243-0005 \* 10/2005  
GB 3011014 \* 6/2003

\* cited by examiner

*Primary Examiner*—Carol Rademaker

(74) *Attorney, Agent, or Firm*—Cheryl J. Tubach

(57) **CLAIM**

We claim the ornamental design for a bottle, as shown.

**DESCRIPTION**

FIG. 1 is a top, front, left side perspective view of a bottle showing our new design;


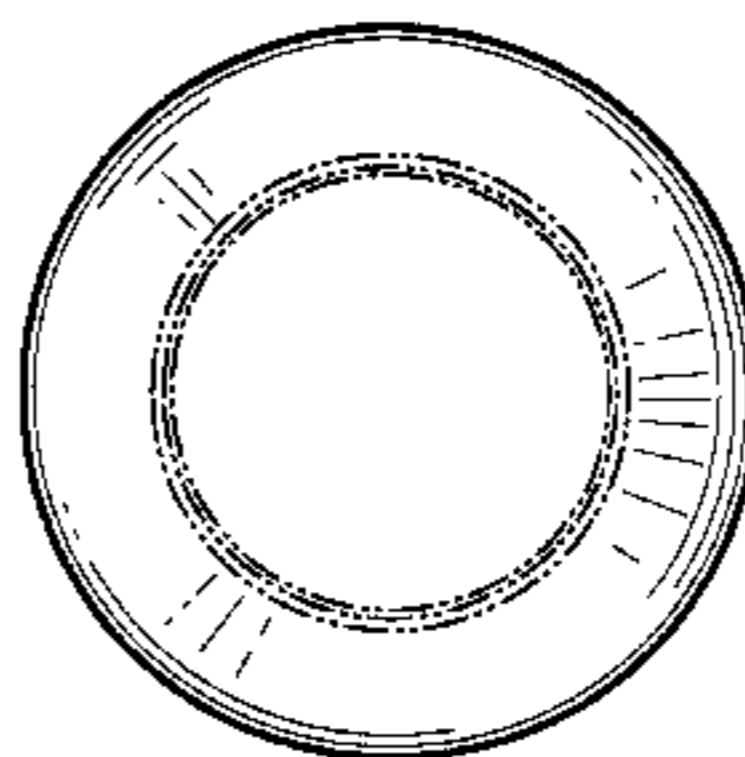
FIG. 2 is a top plan view thereof;

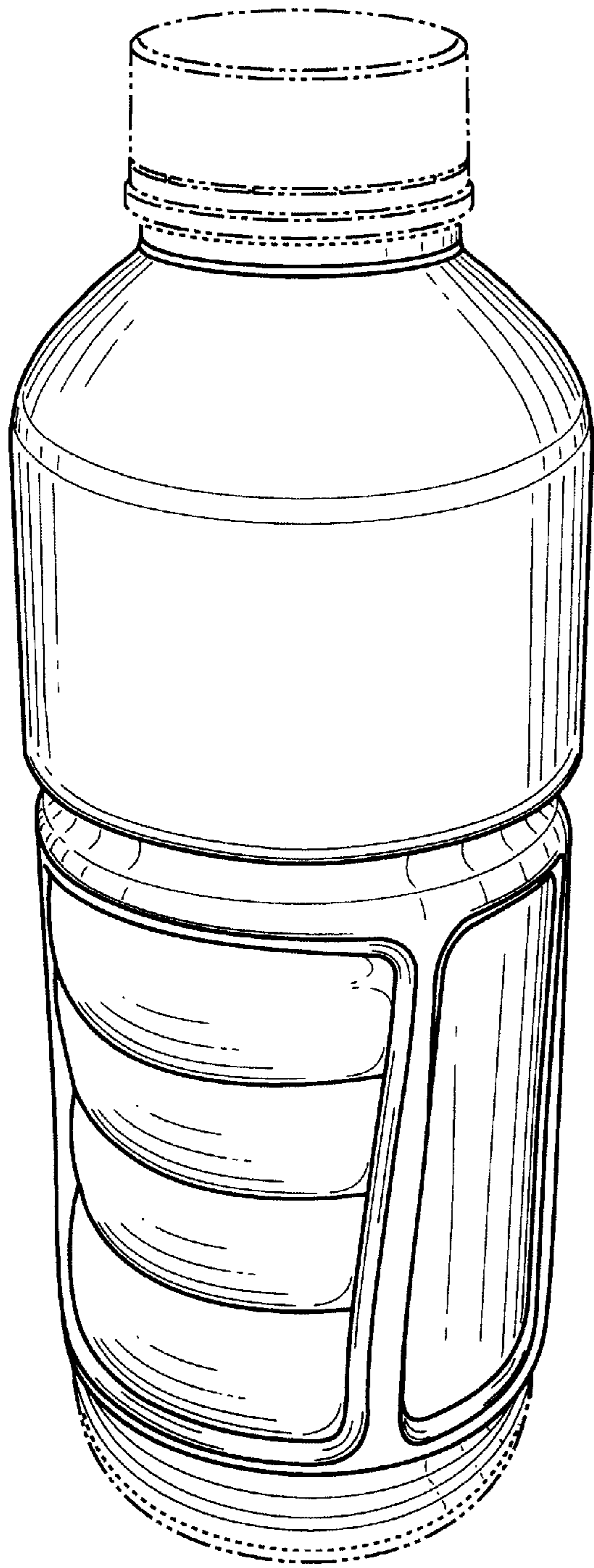
FIG. 3 is a right side elevational view thereof; and,

FIG. 4 is a front elevational view thereof.

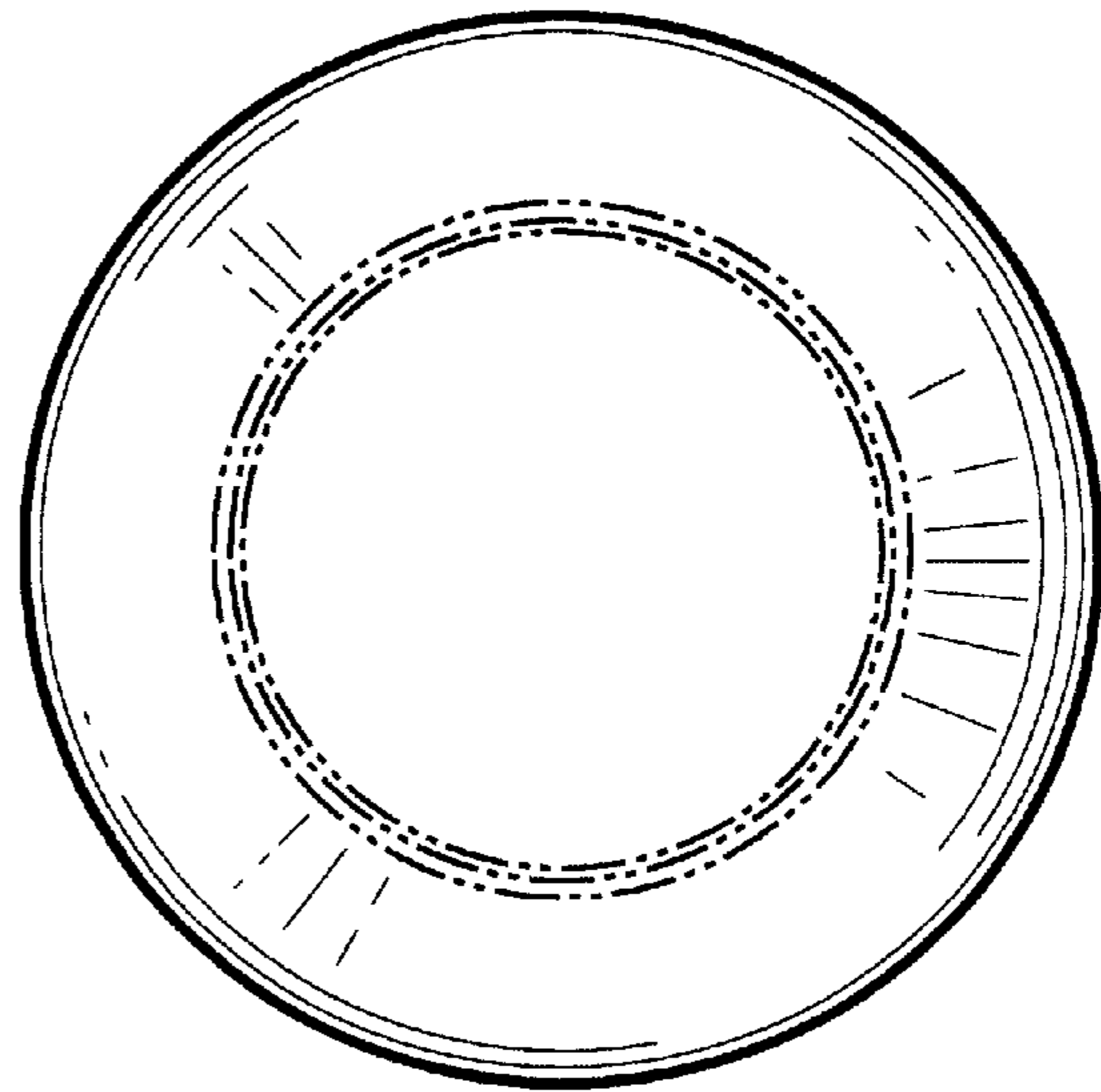
The broken lines shown in the drawings are for illustrative purposes only and form no part of the claimed design.

**1 Claim, 2 Drawing Sheets**

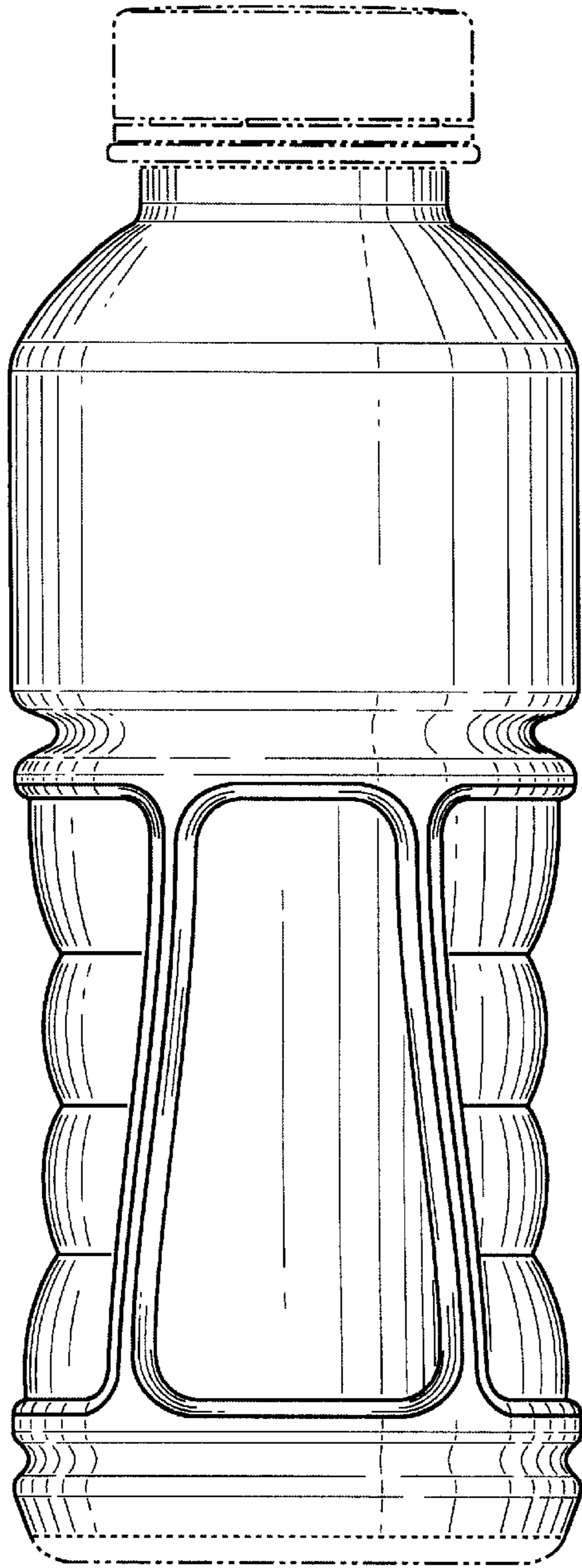





*Fig. 1*



*Fig. 2*



*Fig. 3*



*Fig. 4*