



US00D538154S

(12) **United States Design Patent**  
**Elgebrant et al.**

(10) **Patent No.:** **US D538,154 S**

(45) **Date of Patent:** **\*\* Mar. 13, 2007**

(54) **CONTAINER**

(75) Inventors: **Johan Elgebrant**, Helsingborg (SE);  
**Johan Falkmarken**, Trelleborg (SE)

(73) Assignee: **Tetra Laval Holdings & Finance S.A.**,  
Pully (CH)

(\*\*) Term: **14 Years**

(21) Appl. No.: **29/263,696**

(22) Filed: **Jul. 28, 2006**

**Related U.S. Application Data**

(62) Division of application No. 29/203,862, filed on Apr. 21,  
2004.

(30) **Foreign Application Priority Data**

Dec. 9, 2003 (EP) ..... 000110804

(51) **LOC (8) Cl.** ..... **09-03**

(52) **U.S. Cl.** ..... **D9/424; D9/417**

(58) **Field of Classification Search** ..... D9/424,  
D9/416, 417, 419, 422, 435, 440, 443, 527,  
D9/530; D7/317-321; 220/675, 715, 740,  
220/744; 222/475, 521; 229/111-114, 202,  
229/215, 125.09

See application file for complete search history.

(56) **References Cited**

**U.S. PATENT DOCUMENTS**

- 3,331,902 A 7/1967 Stark
- 3,924,796 A 12/1975 Rausing et al.
- 3,924,797 A \* 12/1975 Furbeck ..... 229/117.13
- 3,935,968 A 2/1976 Rausing
- 4,301,927 A 11/1981 Carlsson et al.
- 4,526,314 A 7/1985 Reil
- 4,604,850 A 8/1986 Reil

- 4,640,441 A 2/1987 Bunschoten
- 4,646,507 A 3/1987 Ohlsson et al.
- 4,671,452 A \* 6/1987 Pupp et al. .... 229/106
- 4,718,598 A 1/1988 Pupp et al.
- D317,260 S \* 6/1991 Nylander ..... D9/417
- D319,186 S 8/1991 Nylander
- D320,935 S \* 10/1991 Nylander ..... D9/417
- D322,497 S 12/1991 Dunham
- 5,103,988 A \* 4/1992 Reil et al. .... 215/384
- D357,179 S 4/1995 Nedstedt
- D369,065 S 4/1996 Sylvestre et al.
- 5,531,375 A 7/1996 Palm
- 5,704,541 A 1/1998 Mogard
- D437,384 S 2/2001 Fletcher et al.
- D447,940 S 9/2001 Quensel et al.
- D448,286 S 9/2001 Quensel et al.
- D466,412 S 12/2002 Baskinger et al.

\* cited by examiner

*Primary Examiner*—Prabhakar Deshmukh

*Assistant Examiner*—Derrick Holland

(74) *Attorney, Agent, or Firm*—Buchanan Ingersoll &  
Rooney PC

(57) **CLAIM**

The ornamental design for a container, as shown and  
described.

**DESCRIPTION**

FIG. 1 is a front, left perspective view of a container  
showing our new design.

FIG. 2 is a right side elevational view thereof.

FIG. 3 is a front elevational view thereof.

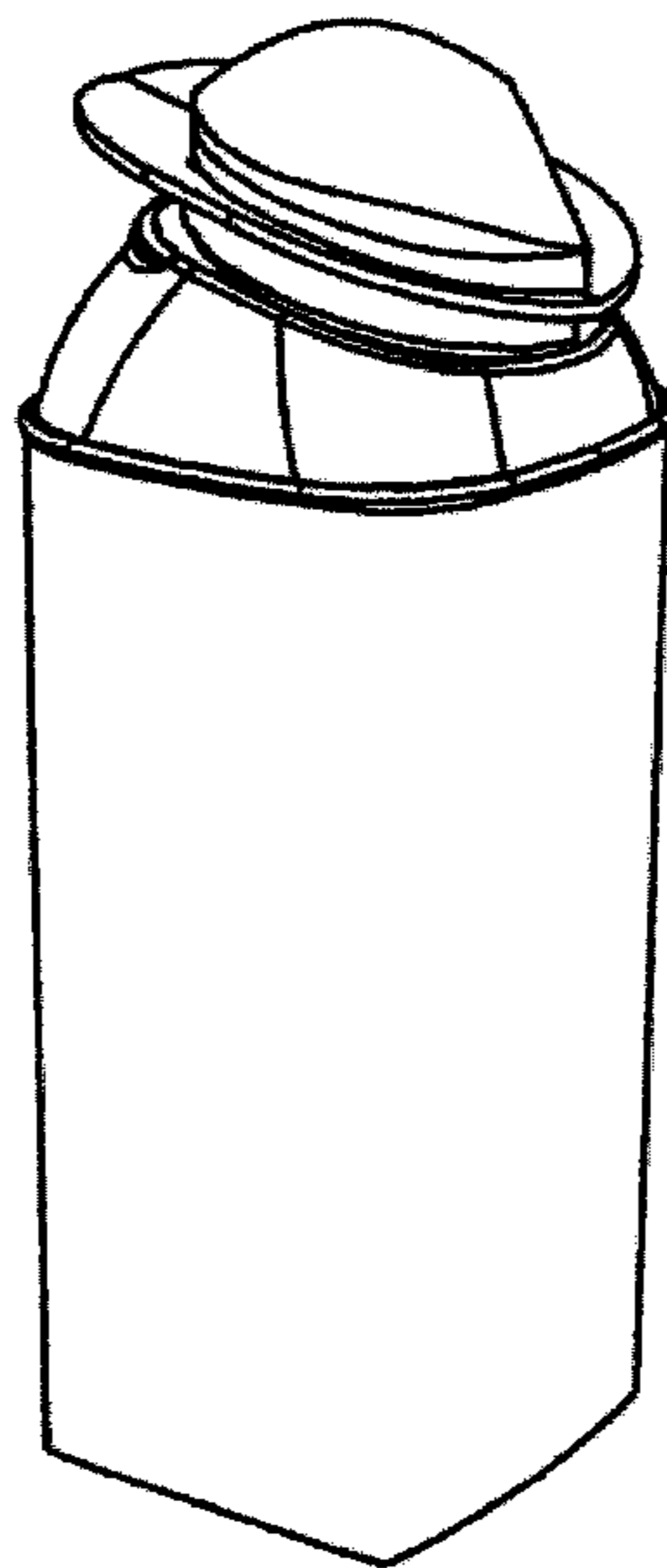
FIG. 4 is a left side elevational view thereof.

FIG. 5 is a rear elevational view thereof.

FIG. 6 is a top plan view thereof; and,

FIG. 7 is a bottom plan view thereof.

**1 Claim, 7 Drawing Sheets**






FIG. 1




FIG. 2




FIG. 3




FIG. 4




FIG. 5

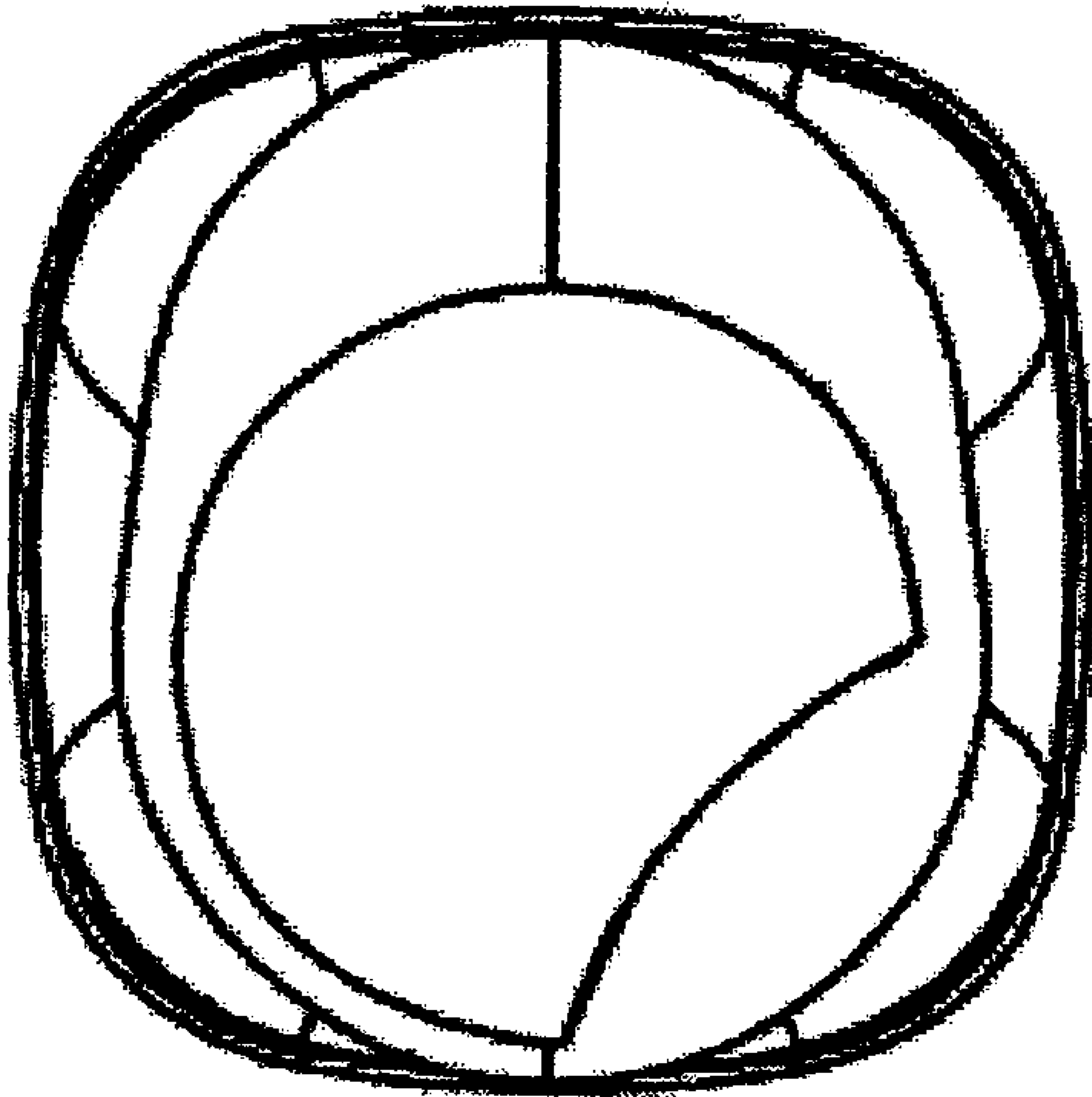


FIG. 6

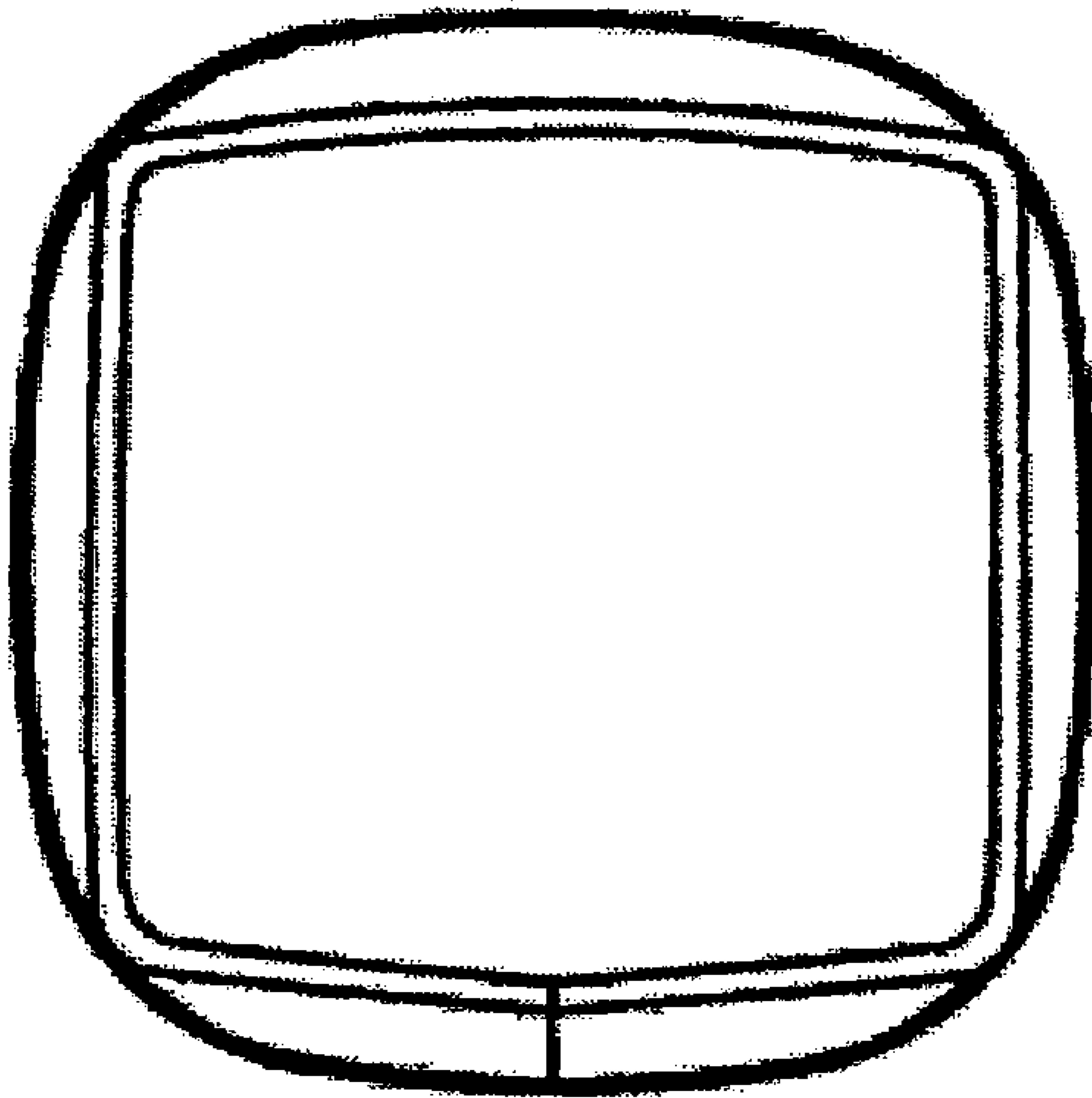


FIG. 7