



US00D538149S

(12) **United States Design Patent**  
**Yarde et al.**

(10) **Patent No.:** **US D538,149 S**  
(45) **Date of Patent:** **\*\* Mar. 13, 2007**

- (54) **HINGE MOUNTED DOOR STOP**
- (75) Inventors: **Craig Yarde**, Bristol, CT (US); **John Colapietro**, Bristol, CT (US)
- (73) Assignee: **Hinge Star, LLC**, Southington, CT (US)
- (\*\*) Term: **14 Years**
- (21) Appl. No.: **29/211,075**
- (22) Filed: **Aug. 11, 2004**
- (51) **LOC (8) Cl.** ..... **08-08**
- (52) **U.S. Cl.** ..... **D8/402**
- (58) **Field of Classification Search** ..... D8/400,  
D8/402; 16/86 B, 85, 137, 342  
See application file for complete search history.

(56) **References Cited**

U.S. PATENT DOCUMENTS

- 3,913,171 A \* 10/1975 Reid ..... 16/342
- 4,259,762 A \* 4/1981 Civitelli ..... 16/86 B
- D311,677 S \* 10/1990 Headrick ..... D8/402

- D346,109 S \* 4/1994 Comaianni ..... D8/402
- D372,190 S \* 7/1996 Price ..... D8/402

\* cited by examiner

*Primary Examiner*—Brian N Vinson

(74) *Attorney, Agent, or Firm*—Alix, Yale & Ristas, LLP

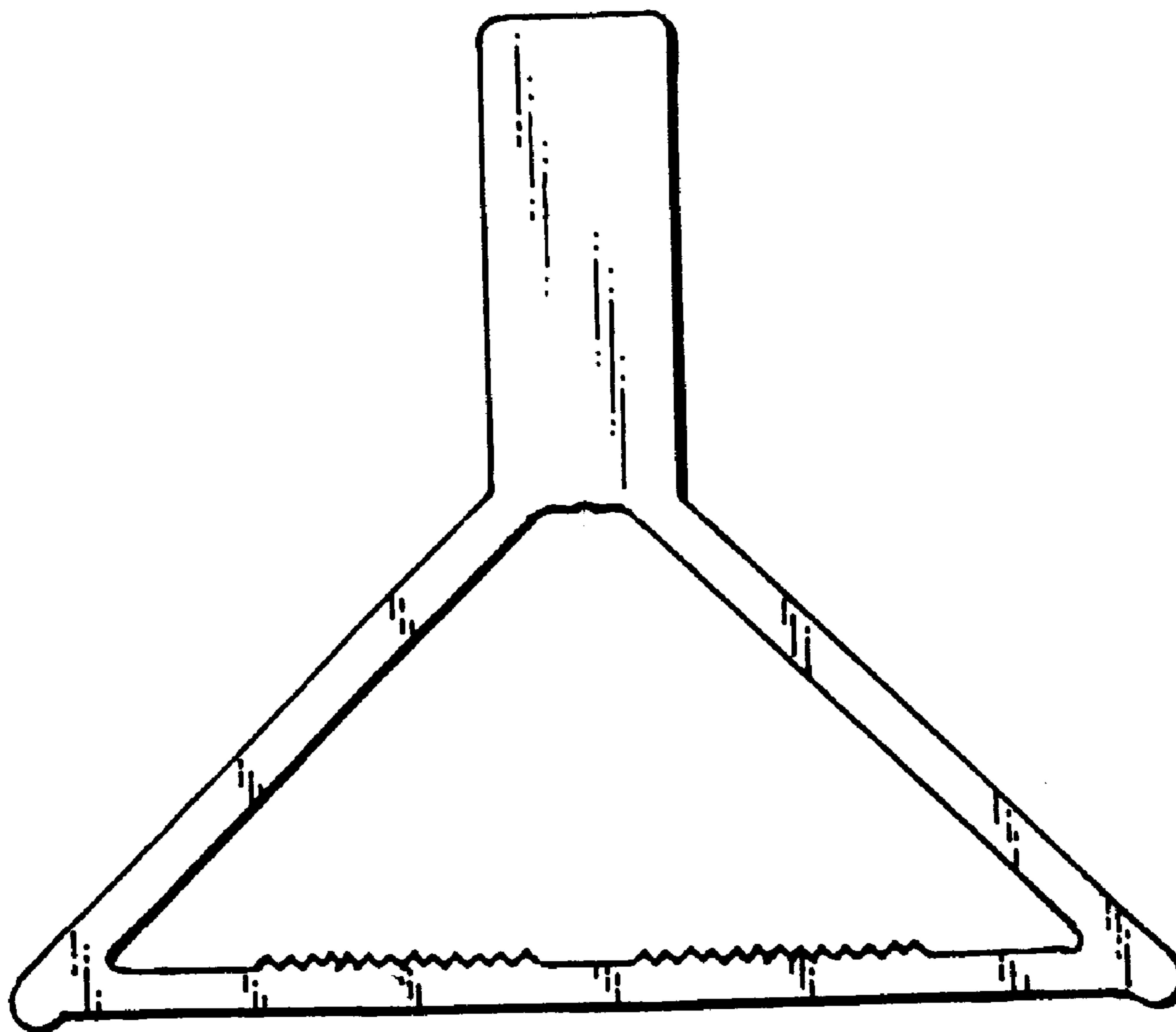
(57) **CLAIM**

The ornamental design for a hinge mounted door stop, as shown and described.

**DESCRIPTION**

FIG. 1 is a front view of the hinge mounted door stop showing our new design;  
 FIG. 2 is a top plan view of the hinge mounted door stop of FIG. 1;  
 FIG. 3 is a bottom plan view of the hinge mounted door stop of FIG. 1;  
 FIG. 4 is a right side view of the hinge mounted door stop of FIG. 1, the left side view being the mirror image thereof; and,  
 FIG. 5 is a rear view of the hinge mounted door stop of FIG. 1.

**1 Claim, 1 Drawing Sheet**






FIG. 2

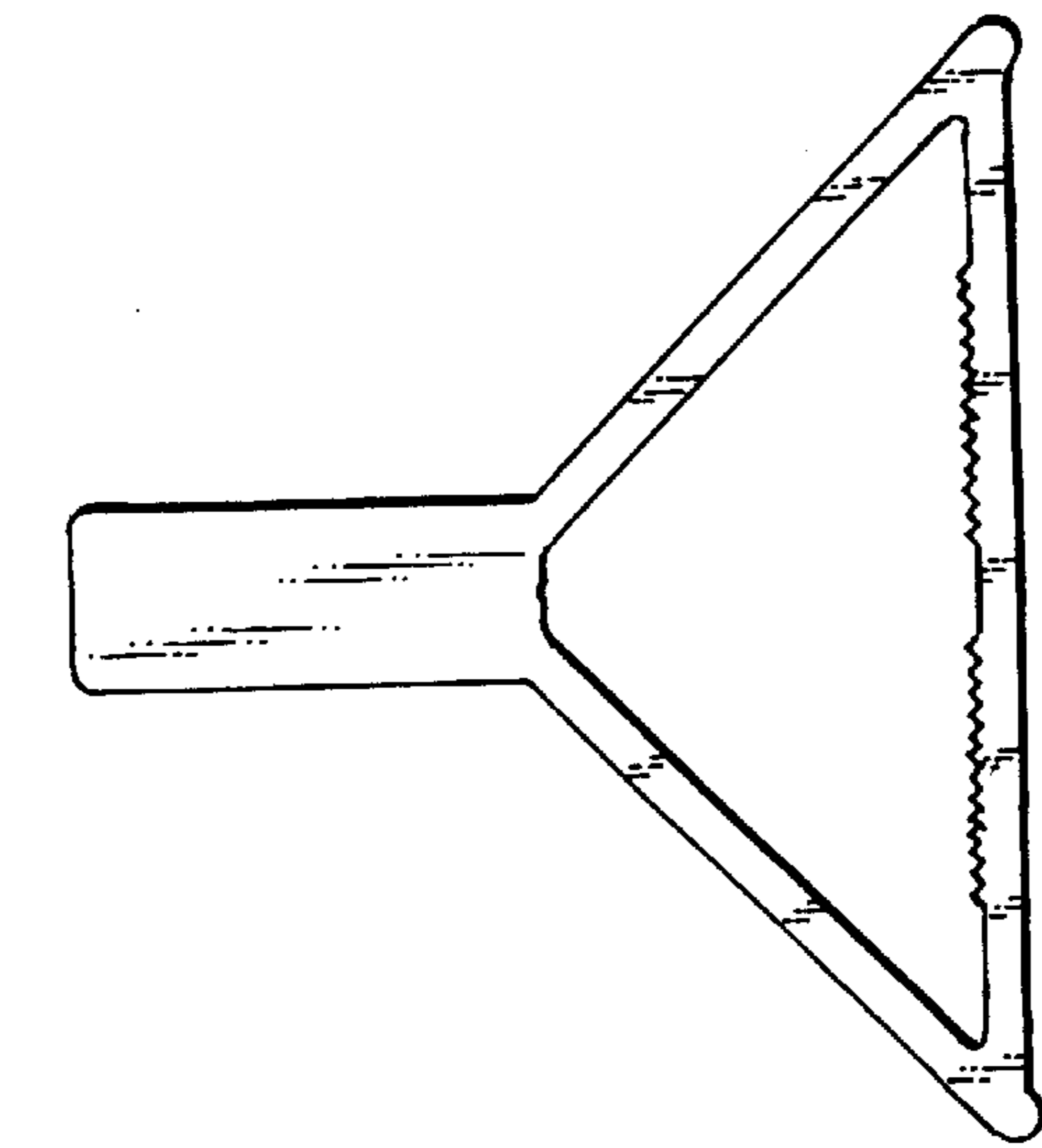


FIG. 1

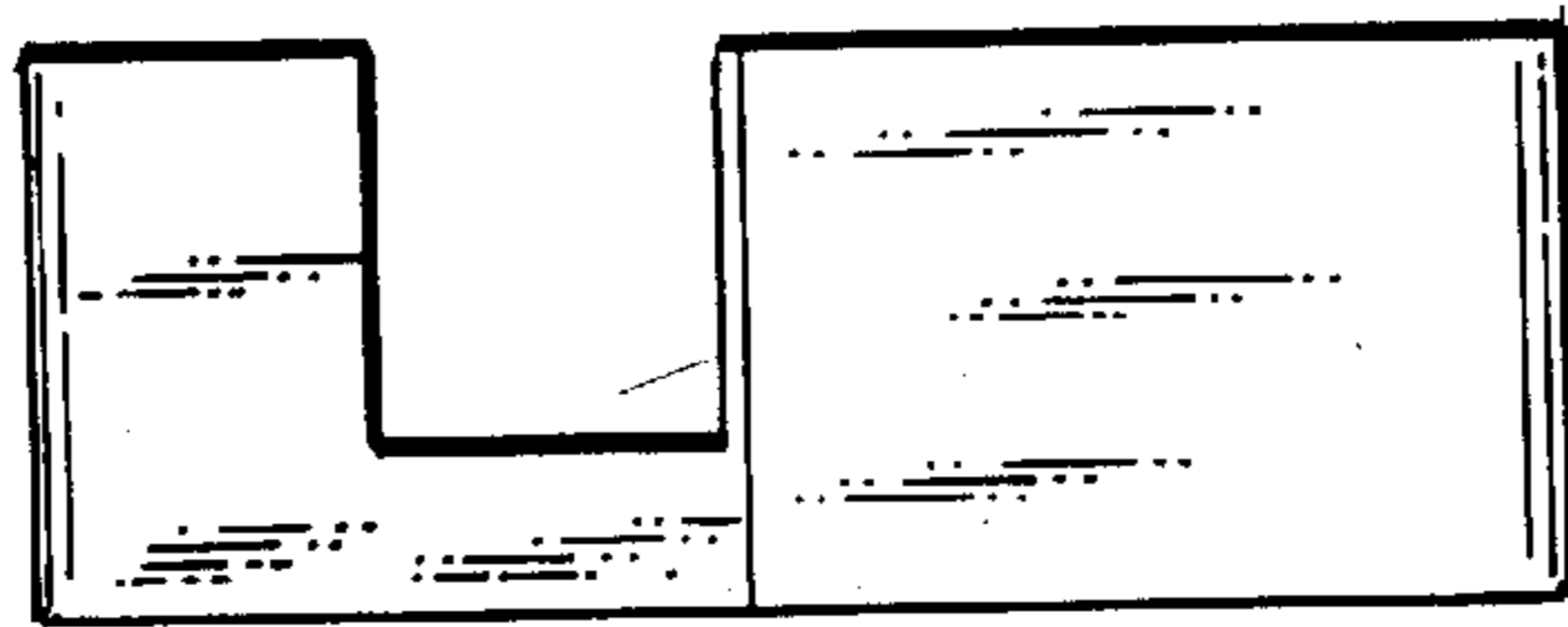


FIG. 4

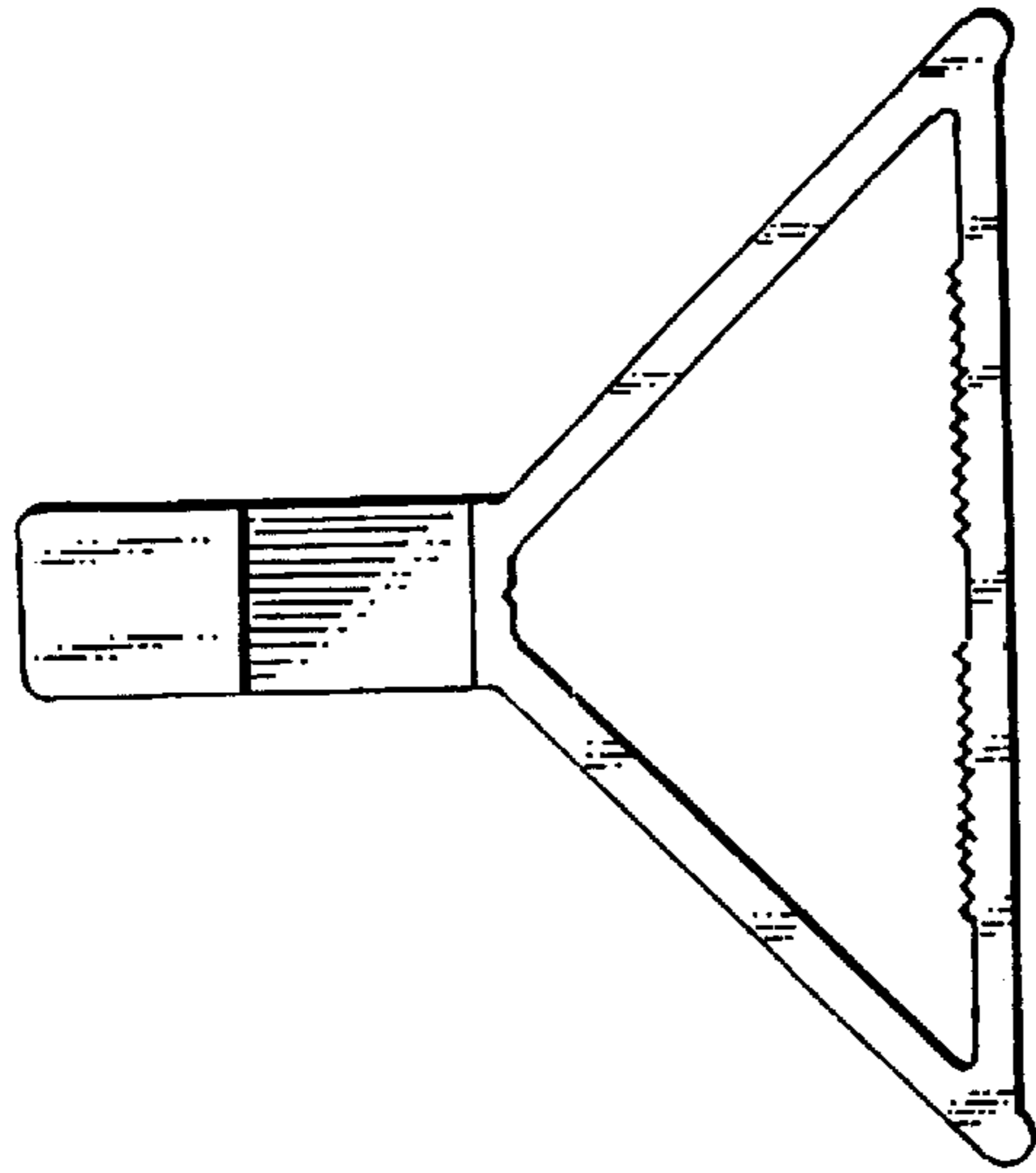


FIG. 5




FIG. 3