



US00D538146S

(12) **United States Design Patent**
Roychowdhury

(10) **Patent No.:** **US D538,146 S**

(45) **Date of Patent:** **** Mar. 13, 2007**

(54) **CLIP**

(76) **Inventor:** **Ranobir Roychowdhury**, 30 Vanessa Ct., Cherry Hill, NJ (US) 08003

(**) **Term:** **14 Years**

(21) **Appl. No.:** **29/223,794**

(22) **Filed:** **Feb. 18, 2005**

(51) **LOC (8) Cl.** **08-08**

(52) **U.S. Cl.** **D8/395**

(58) **Field of Classification Search** D8/356,
D8/371, 394-396, 499, 53, 100, 365; D12/51;
D19/65, 90; D28/39, 40, 42; 24/546, 563,
24/910, 327, 334, DIG. 8, DIG. 9, DIG. 13,
24/DIG. 28; 248/74.2, 300, 301, 316.7, 229.26
See application file for complete search history.

(56) **References Cited**

U.S. PATENT DOCUMENTS

499,924	A	*	6/1893	Keep	24/510
919,718	A	*	4/1909	Hanchett	232/38
D70,733	S	*	8/1926	Dlouhy	D8/365
D70,833	S	*	8/1926	Dlouhy	D8/368
D179,240	S	*	11/1956	Boker	D19/65

D322,388	S	12/1991	Hoskinson et al.
D327,641	S	7/1992	Hoskinson et al.
D393,797	S	4/1998	Kostigian
D478,628	S	8/2003	Sheldon et al.
2002/0179801	A1	12/2002	Kim

* cited by examiner

Primary Examiner—Louis S. Zarfes

Assistant Examiner—John Windmuller

(74) *Attorney, Agent, or Firm*—Caesar, Rivise, Bernstein, Cohen & Pokotilow, Ltd.

(57) **CLAIM**

The ornamental design for a clip, as shown and described.

DESCRIPTION

FIG. 1 is a front elevational view of a clip showing my new design;
FIG. 2 is a rear elevational view thereof;
FIG. 3 is a left side elevational view thereof, the right side elevational view being a mirror image;
FIG. 4 is a top plan view thereof; and,
FIG. 5 is a bottom plan view thereof.
The broken lines shown in FIG. 3 are for illustrative purposes only and form no part of the claimed design.

1 Claim, 1 Drawing Sheet

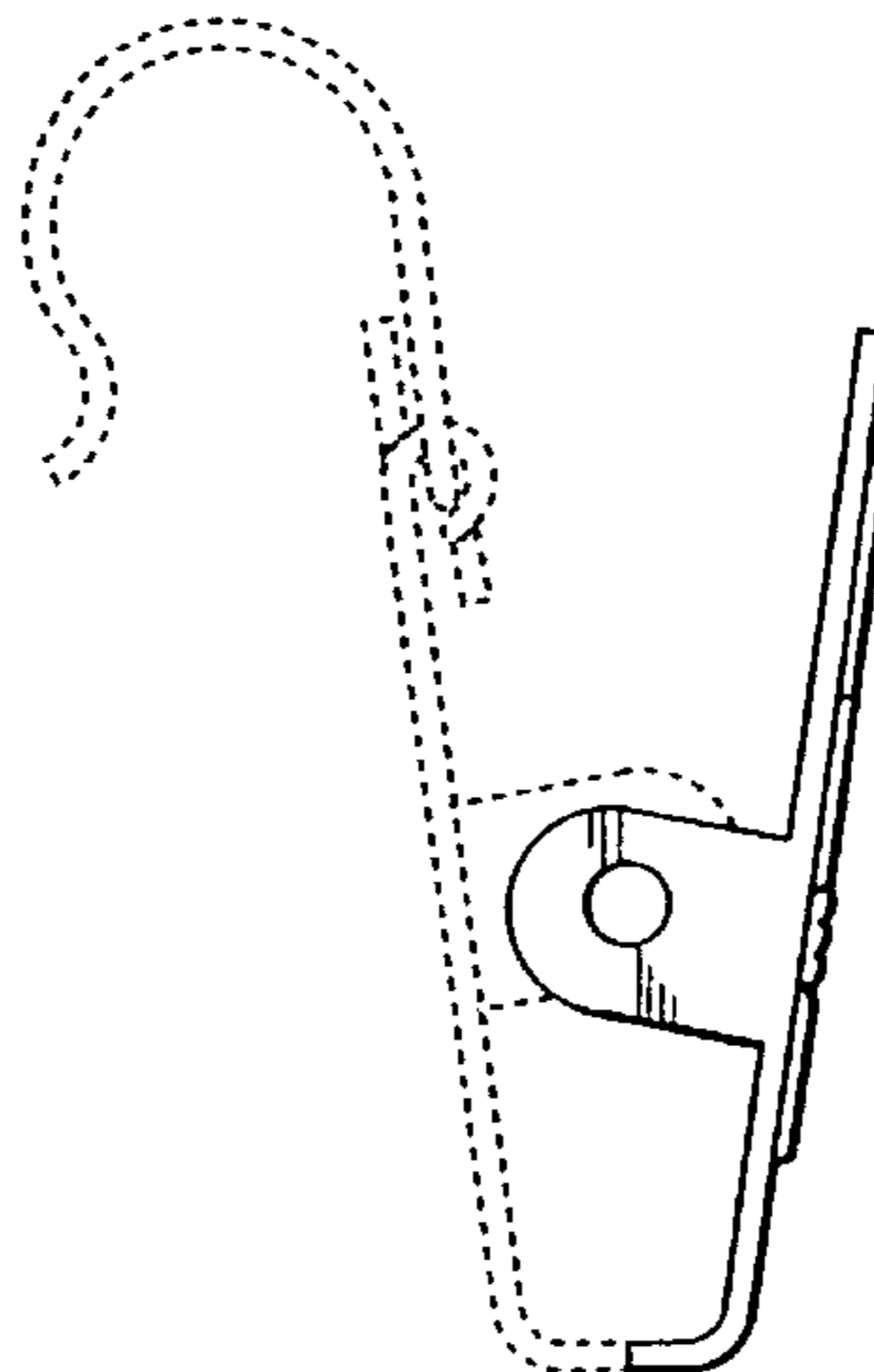



FIG.1




FIG.2

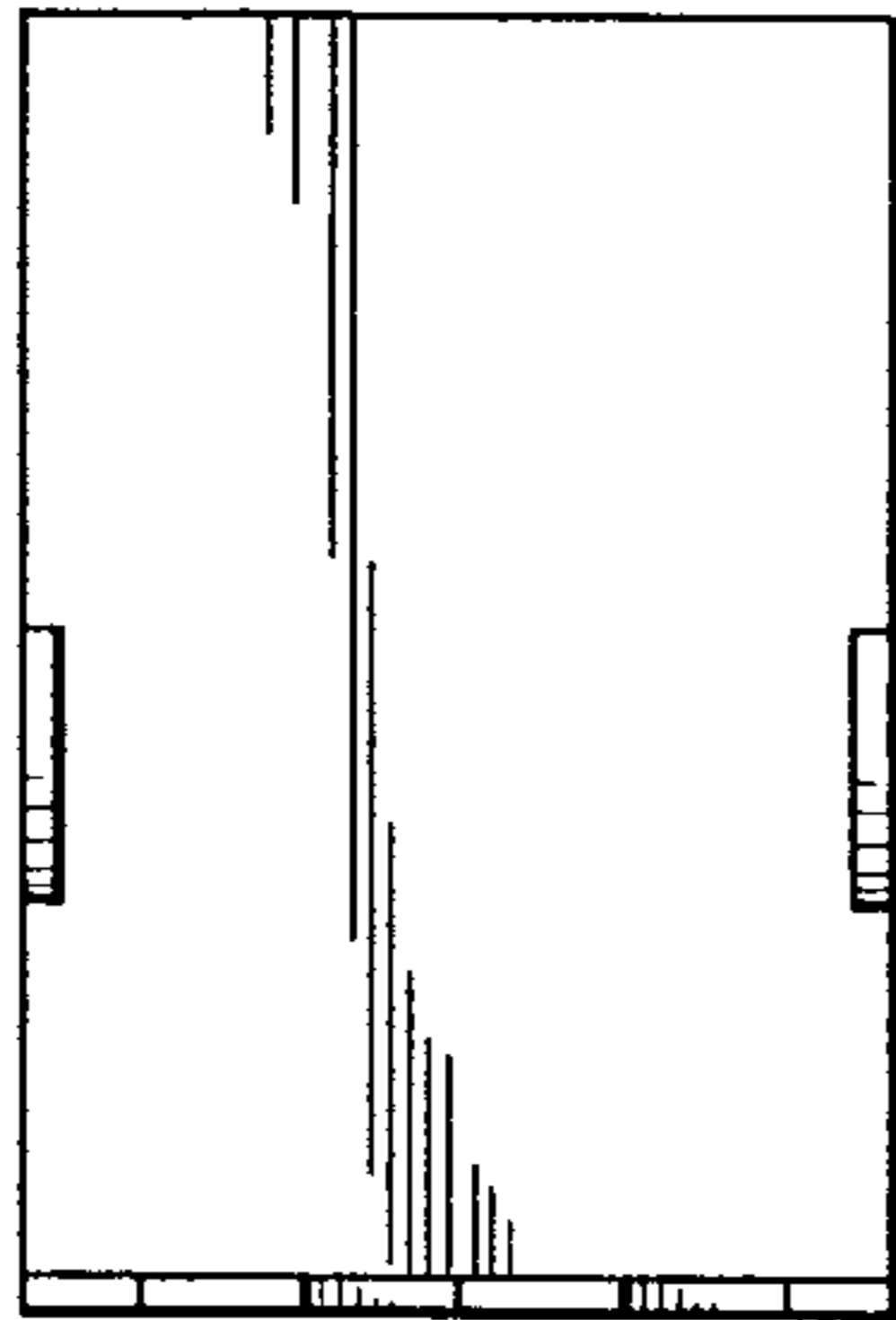


FIG.3

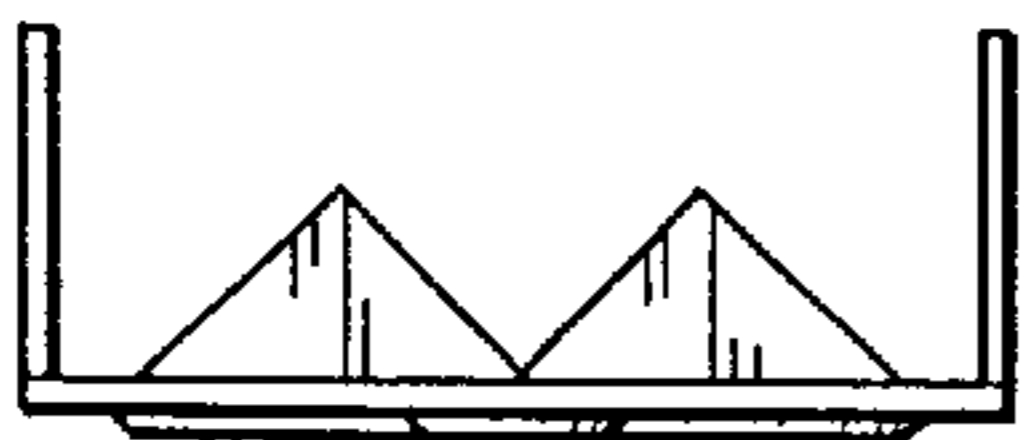
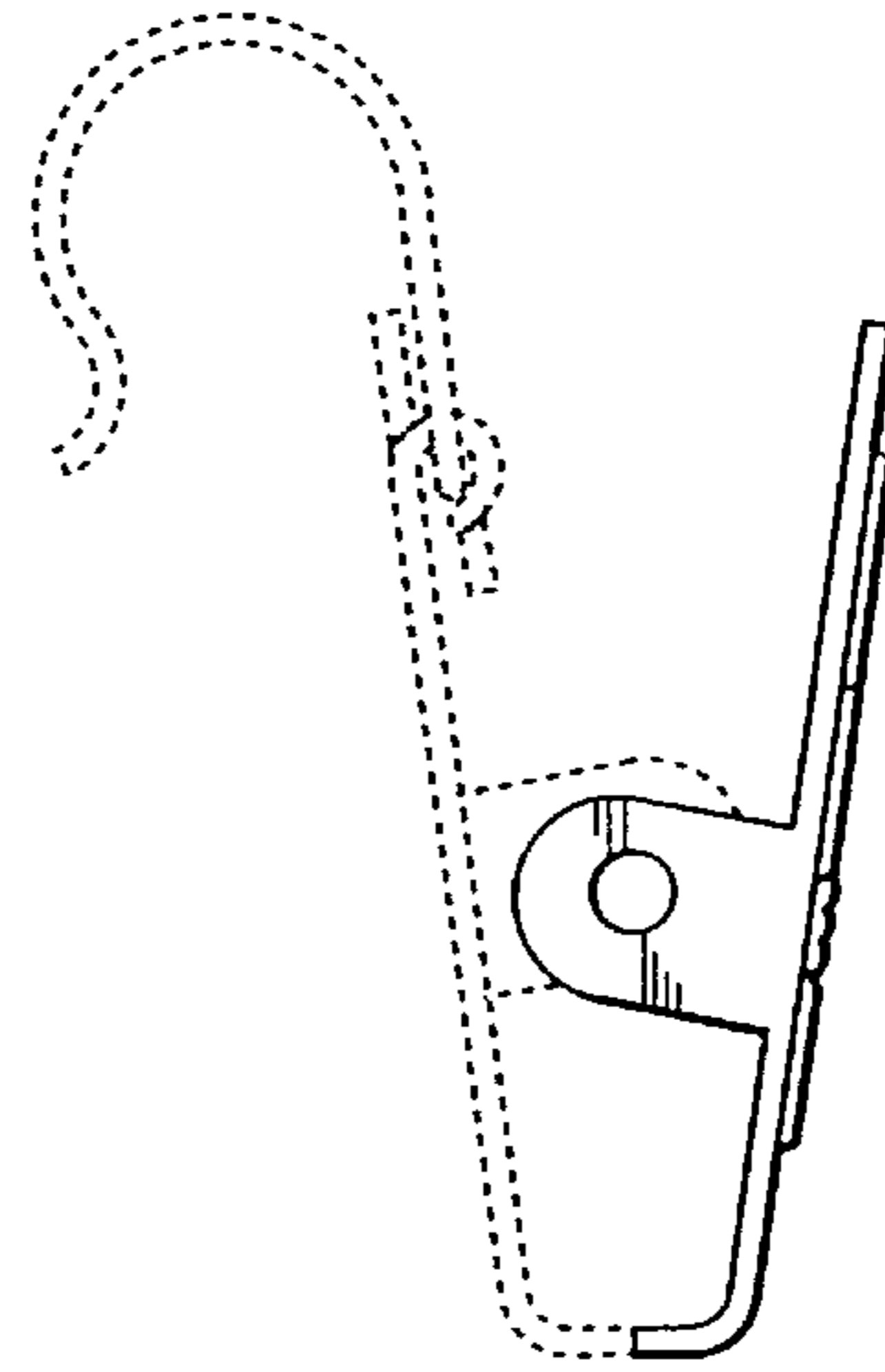


FIG.4



FIG.5