



US00D538145S

(12) **United States Design Patent**
Roychowdhury

(10) **Patent No.:** **US D538,145 S**

(45) **Date of Patent:** **** Mar. 13, 2007**

(54) **GREEK KEY CARPET HOLDER**

(76) **Inventor:** **Ranobir Roychowdhury**, 30 Vanessa Ct., Cherry Hill, NJ (US) 08003

(**) **Term:** **14 Years**

(21) **Appl. No.:** **29/223,748**

(22) **Filed:** **Feb. 18, 2005**

(51) **LOC (8) Cl.** **08-08**

(52) **U.S. Cl.** **D8/394; D8/395**

(58) **Field of Classification Search** D8/356,
D8/371, 394-396, 499, 53, 100, 365; D12/51;
D19/65, 90; D28/39, 40, 42; 24/546, 563,
24/910, 327, 334, DIG. 8, DIG. 9, DIG. 13,
24/DIG. 28; 248/74.2, 300, 301, 316.7, 229.26
See application file for complete search history.

(56) **References Cited**

U.S. PATENT DOCUMENTS

- D17,704 S * 9/1887 Brinkerhoff D8/372
- D77,646 S * 2/1929 Levow D8/394
- D179,240 S * 11/1956 Hoker D19/65
- D181,003 S * 9/1957 Green D19/65

- D283,201 S 4/1986 Zoroufy
- D291,040 S * 7/1987 Dart D7/523
- D501,259 S * 1/2005 Wang D25/56

* cited by examiner

Primary Examiner—Louis S. Zarfes

Assistant Examiner—John Windmuller

(74) *Attorney, Agent, or Firm*—Caesar, Rivise, Bernstein, Cohen & Pokotilow, Ltd.

(57) **CLAIM**

The ornamental design for a Greek key carpet holder, as shown and described.

DESCRIPTION

FIG. 1 is a front elevational view of a greek key carpet holder showing my new design;
FIG. 2 is a rear elevational view thereof;
FIG. 3 is a left side elevational view thereof; the right side elevational view being a mirror image;
FIG. 4 is a top plan view thereof; and,
FIG. 5 is a bottom plan view thereof.

The broken lines shown in FIGS. 1-5 are for illustrative purposes only and form no part of the claimed design.

1 Claim, 1 Drawing Sheet

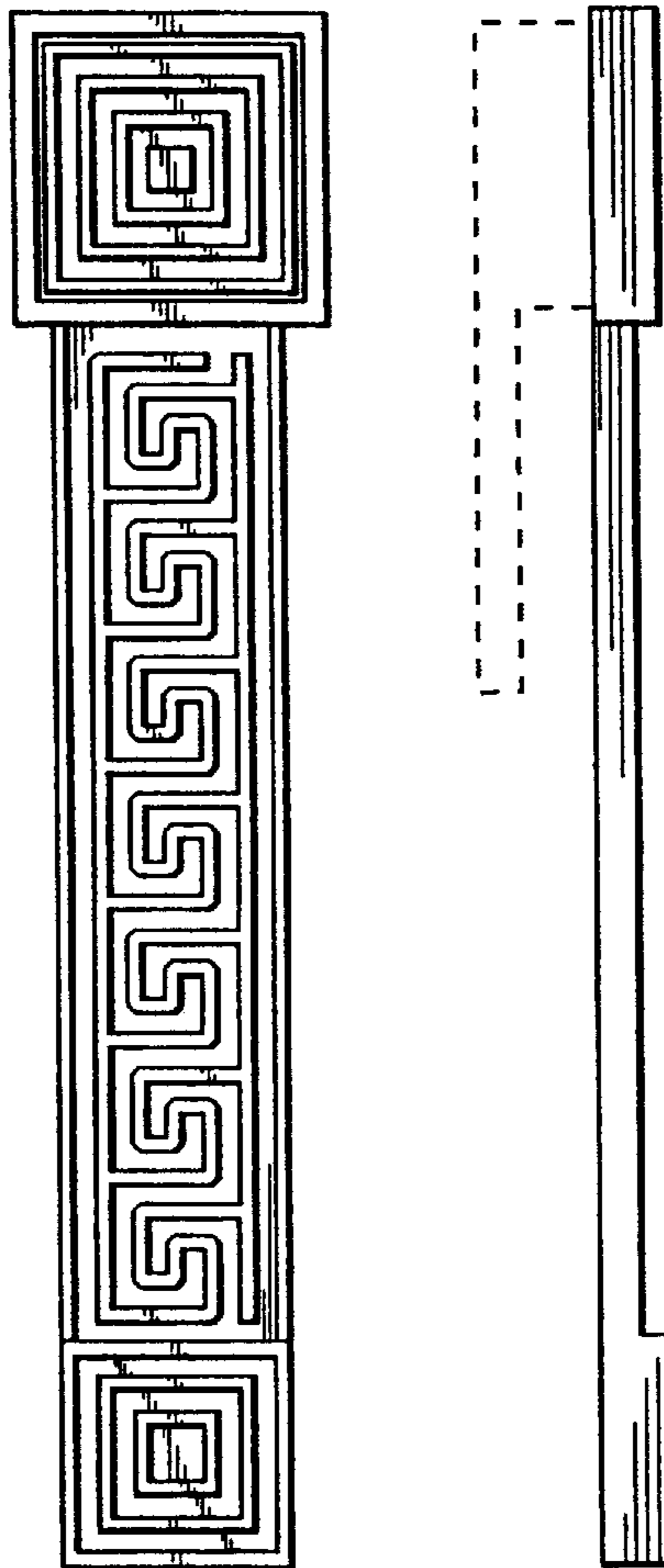


FIG.1

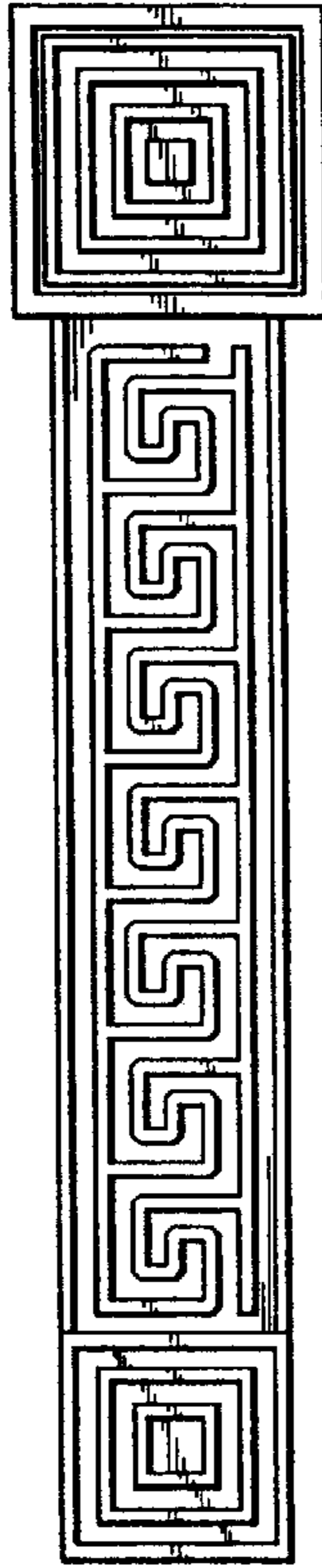


FIG.2

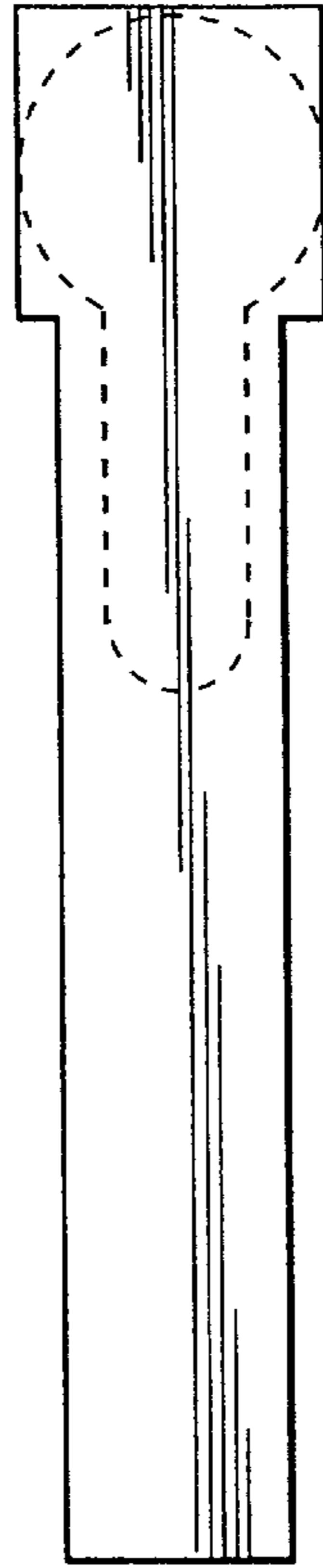


FIG.3

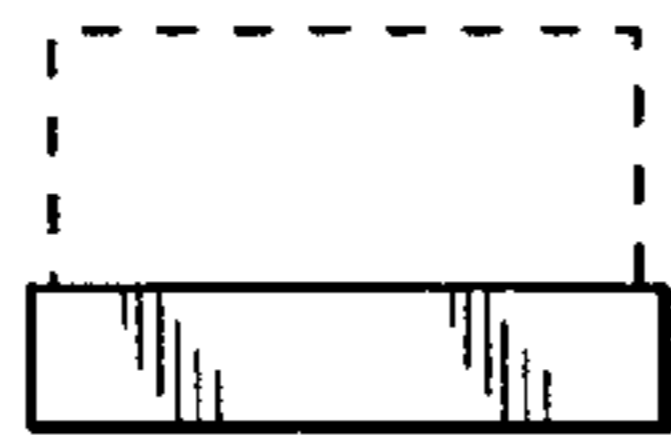
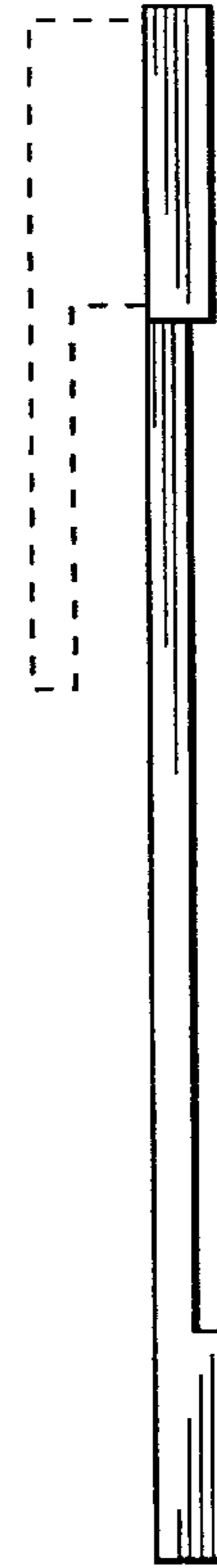


FIG.4

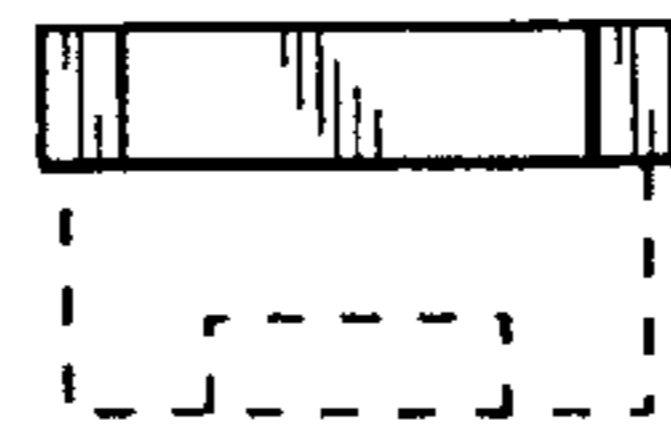


FIG.5