



US00D538144S

(12) **United States Design Patent**
Verstraeten

(10) **Patent No.:** **US D538,144 S**

(45) **Date of Patent:** **** Mar. 13, 2007**

(54) **HOSE CLAMP GUARD**

(75) Inventor: **Gaetan Verstraeten**, 8619 Clifton Way,
Beverly Hills, CA (US) 90211

(73) Assignee: **Gaetan Verstraeten**, Beverly Hills, CA
(US)

(**) Term: **14 Years**

(21) Appl. No.: **29/207,565**

(22) Filed: **Jun. 15, 2004**

(51) **LOC (8) Cl.** **08-08**

(52) **U.S. Cl.** **D8/394**

(58) **Field of Classification Search** D8/356,
D8/371, 394-396, 499, 53, 100, 365; D12/51;
D19/65, 90; D28/39, 40, 42; 24/546, 563,
24/910, 327, 334, DIG. 8, DIG. 9, DIG. 13,
24/DIG. 28; 248/74.2, 300, 301, 316.7, 229.26
See application file for complete search history.

(56) **References Cited**

U.S. PATENT DOCUMENTS

2,055,152	A	*	9/1936	Larson	40/666
3,063,487	A	*	11/1962	Mullin	150/150
D230,951	S	*	3/1974	Marchese	D8/396
D294,793	S	*	3/1988	Luccisano	D6/601
5,623,980	A	*	4/1997	McMahon	150/150
5,647,614	A		7/1997	Asakura		
D382,501	S	*	8/1997	Clement	D10/109
5,799,815	A		9/1998	Lang		

OTHER PUBLICATIONS

“Toyox® Pressure Hoses & Accessories,” single page found
at http://www.diethelmtrading.com/c_factory/hose_catalogue.htm on Jun. 9, 2004 in the United States.

“Toyox®” product information and image at <http://www.toyox.co.jp/sangyo/safety.html> on Aug. 13, 2004.

“Perko Cabinet Hardware—Window Stops, Locks & Fasteners,” found at http://www.perko.com/cat_frames.html on Jun. 23, 2004.

* cited by examiner

Primary Examiner—Louis S. Zarfes

Assistant Examiner—John Windmuller

(57) **CLAIM**

The ornamental design for a hose clamp guard, as shown and described.

DESCRIPTION

FIG. 1 is a top perspective view of a hose clamp guard at a reduced scale showing my new design;

FIG. 2 is another perspective view thereof;

FIG. 3 is a front elevational view thereof;

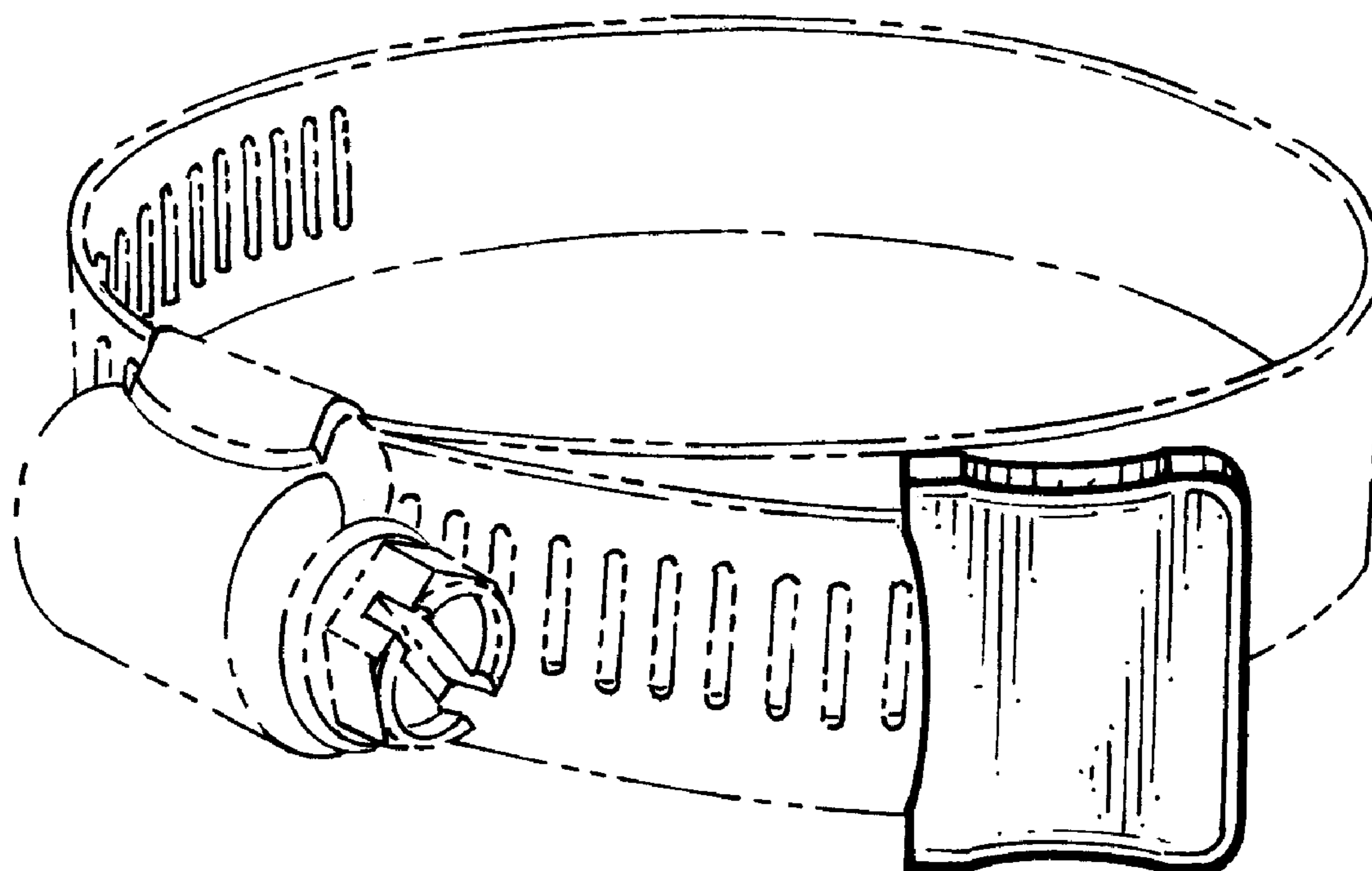
FIG. 4 is a top plan view thereof, the bottom plan view being identical;

FIG. 5 is a rear elevational view thereof; and,

FIG. 6 is a right side elevational view thereof, the left side elevational view being identical.

The broken line showing the hose clamp in the figures is for illustrative purposes only and forms no part of the claimed design.

1 Claim, 1 Drawing Sheet



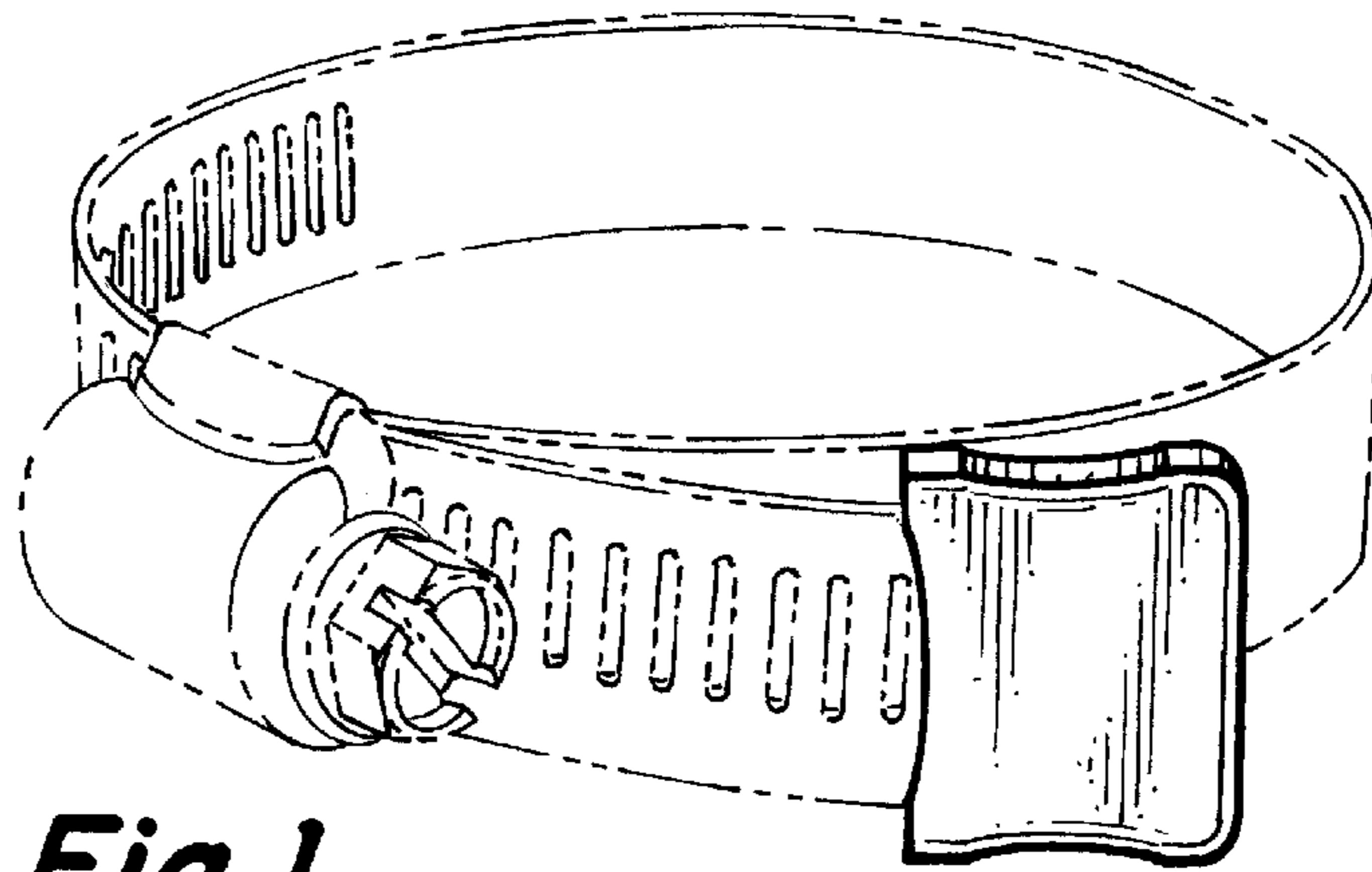


Fig. 1.




Fig. 2.



Fig. 3.

Fig. 4.

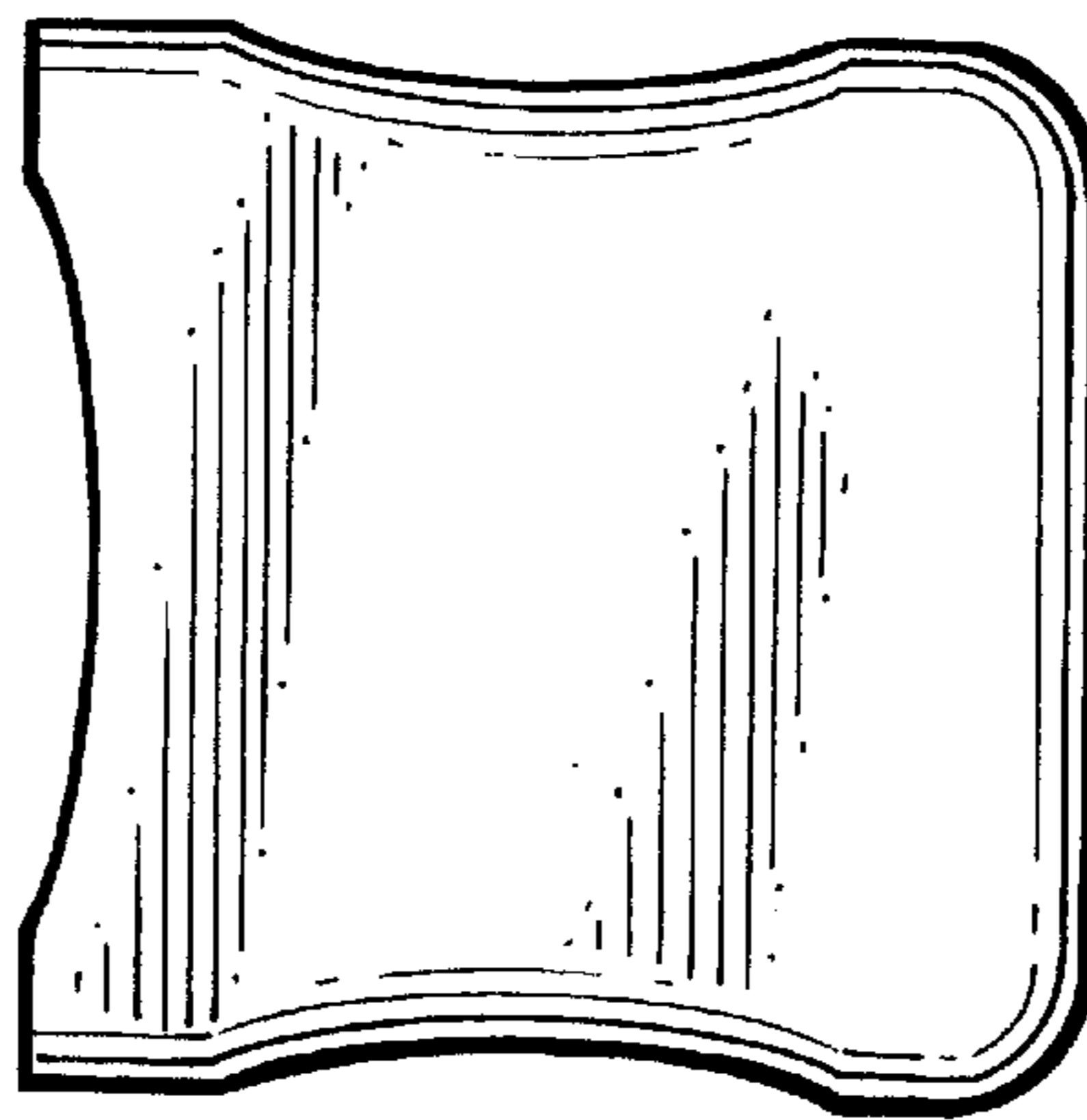


Fig. 5.

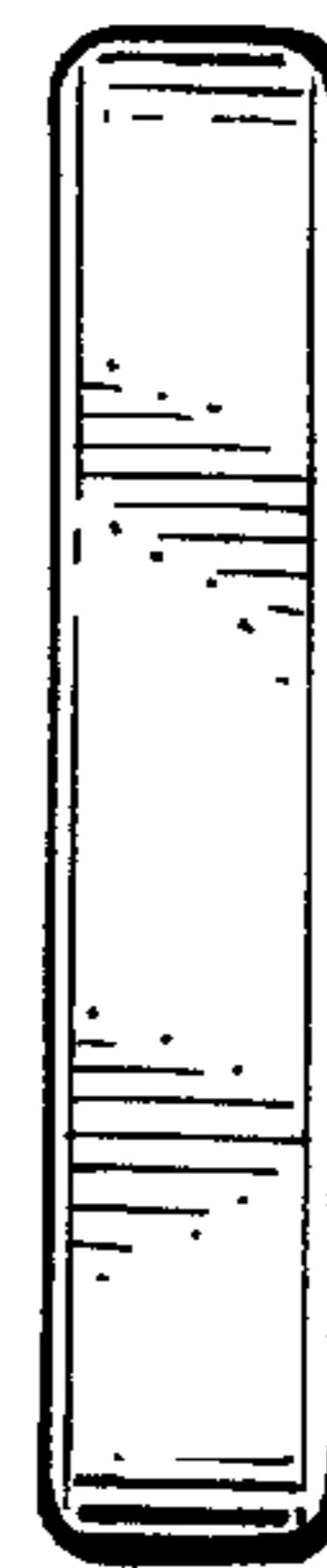


Fig. 6.

