



US00D538136S

(12) **United States Design Patent**  
**Barden et al.**

(10) **Patent No.:** **US D538,136 S**  
(45) **Date of Patent:** **\*\* Mar. 13, 2007**

(54) **TIE DOWN INSERT**

(75) Inventors: **Adam F. Barden**, Farmington, MI (US); **John H. Harberts**, Macomb, MI (US); **Ronald G. Seward**, Shelby Township, MI (US)

(73) Assignee: **SportRack LLC**, Sterling Heights, MI (US)

(\*\*) Term: **14 Years**

(21) Appl. No.: **29/213,727**

(22) Filed: **Sep. 22, 2004**

(51) **LOC (8) Cl.** ..... **08-05**

(52) **U.S. Cl.** ..... **D8/356; D12/412**

(58) **Field of Classification Search** ..... 411/339, 411/500, 533, 15, 182; D8/70, 71, 349, 354, D8/356, 382, 400; D12/406, 412; 16/2.1, 16/2.2, 2.5, 108; 114/216, 217, 218; 174/151, 174/152 G, 153 G, 650, 659; 224/324, 534, 224/568; 248/56; 410/20, 104

See application file for complete search history.

(56) **References Cited**

**U.S. PATENT DOCUMENTS**

697,344 A *	4/1902	Leland	411/339
3,372,441 A *	3/1968	Fisher	174/153 G
4,015,760 A *	4/1977	Bott	224/324
4,029,426 A *	6/1977	Sims, Jr.	411/500
4,132,335 A *	1/1979	Ingram	224/324
4,244,501 A *	1/1981	Ingram	224/324
4,432,478 A *	2/1984	Bott	224/324
D285,044 S *	8/1986	Mockett	D8/354
4,688,491 A *	8/1987	Herrera et al.	174/152 G
D296,761 S *	7/1988	Mockett	D8/400
4,761,860 A *	8/1988	Krauss	411/339
D313,340 S *	1/1991	Stathis et al.	D8/356
5,165,834 A *	11/1992	Takenouchi et al.	411/533
5,193,961 A *	3/1993	Hoyle et al.	411/182
5,232,139 A *	8/1993	Cucheran	224/324
5,429,467 A *	7/1995	Gugle et al.	411/182
D361,711 S *	8/1995	Plumley	D8/356

D370,622 S *	6/1996	Byrne	D8/356
5,598,960 A *	2/1997	Allen et al.	224/324
5,627,342 A *	5/1997	Kramer	174/152 G
5,738,476 A *	4/1998	Assimakopoulos	411/182
5,765,978 A *	6/1998	Looker et al.	410/104
5,806,139 A *	9/1998	Anderson et al.	174/153 G
D409,475 S *	5/1999	Byrne	D8/356
6,034,327 A *	3/2000	Furuya	174/152 G
6,051,794 A *	4/2000	Katou et al.	174/151
6,149,164 A *	11/2000	Kreutz	174/152 G
6,259,034 B1 *	7/2001	Arthur	174/152 G
6,632,999 B2 *	10/2003	Sempliner et al.	174/153 G
D494,043 S *	8/2004	Neil	D8/356
D502,864 S *	3/2005	Olson	D8/356
D527,986 S *	9/2006	Johnson	D8/354
2003/0079897 A1 *	5/2003	Sempliner et al.	174/65 G
2006/0051177 A1 *	3/2006	Yu et al.	410/104
2006/0200936 A1 *	9/2006	Gardner	16/2.1

\* cited by examiner

*Primary Examiner*—T. Chase Nelson

(74) *Attorney, Agent, or Firm*—Rader, Fishman & Grauer PLLC

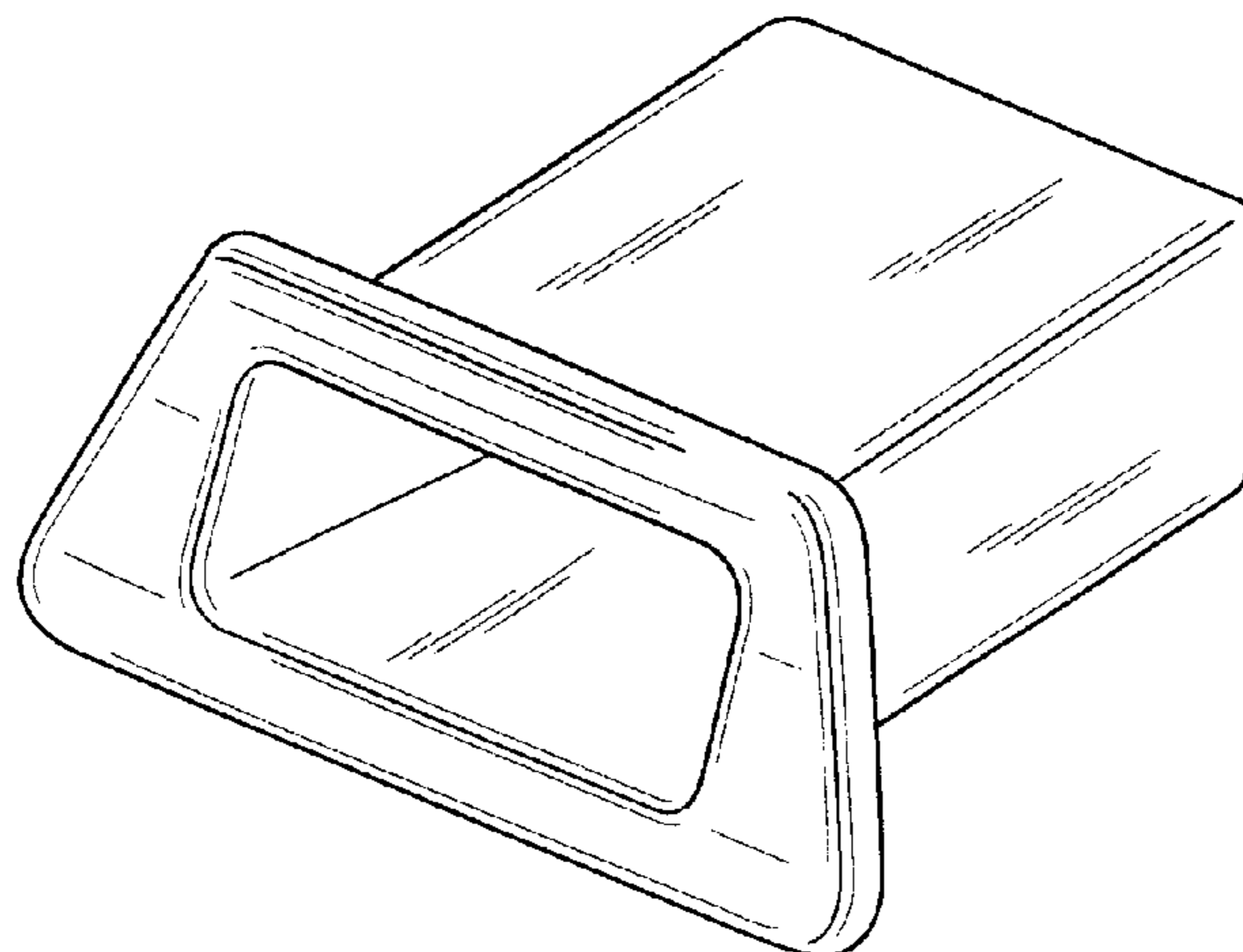
(57) **CLAIM**

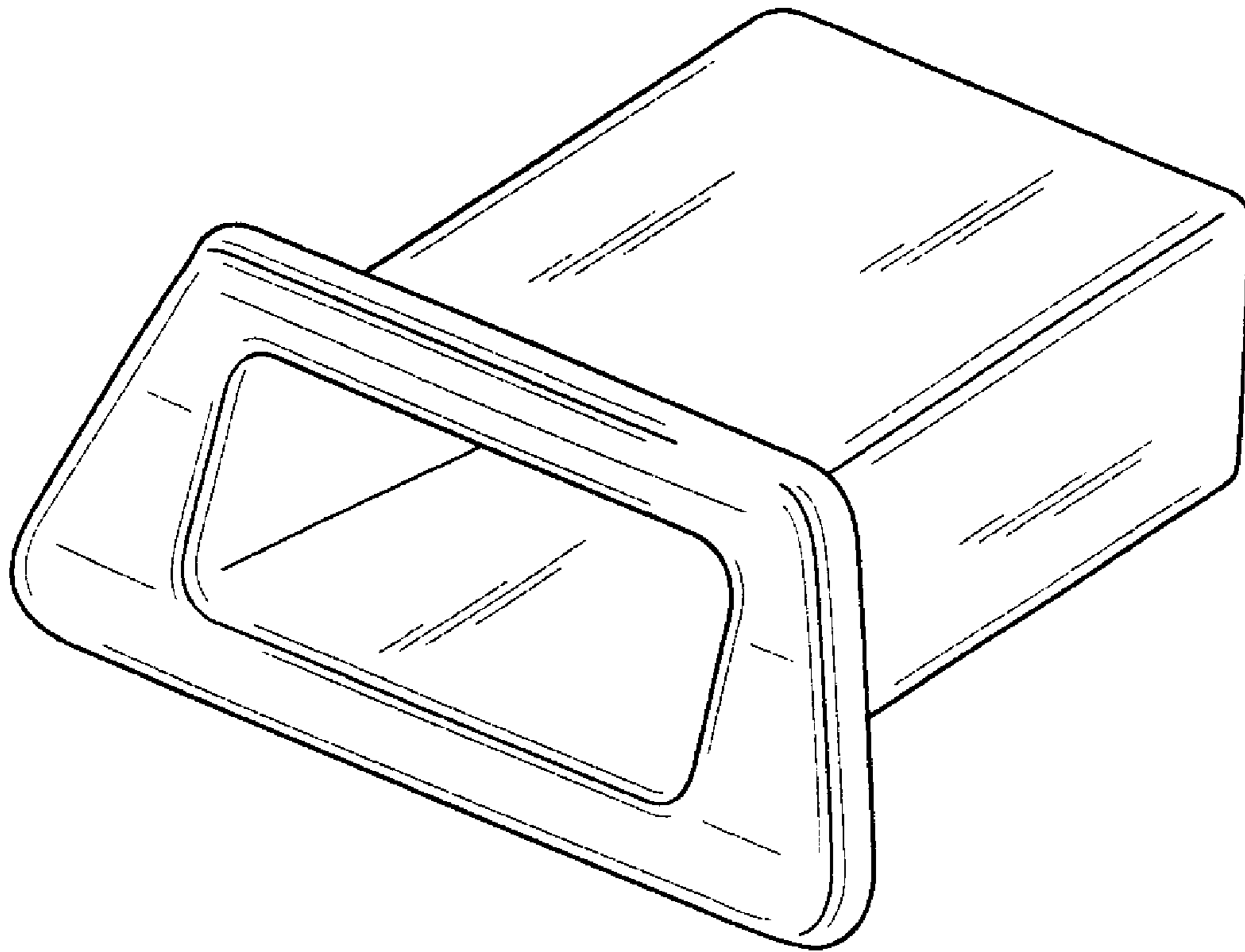
The ornamental design for tie down insert, as shown and described.

**DESCRIPTION**

FIG. 1 is an isometric view of the tie down insert of the present invention;  
 FIG. 2 is a front elevational view of the tie down insert of FIG. 1;  
 FIG. 3 is a rear elevational view of the tie down insert of FIG. 1;  
 FIG. 4 is a right side elevational view of the tie down insert of FIG. 1;  
 FIG. 5 is a left side elevational view of the tie down insert of FIG. 1;  
 FIG. 6 is a top elevational view of the tie down insert of FIG. 1; and,  
 FIG. 7 is a bottom elevational view of the tie down insert of FIG. 1.

**1 Claim, 4 Drawing Sheets**





*FIG. 1*

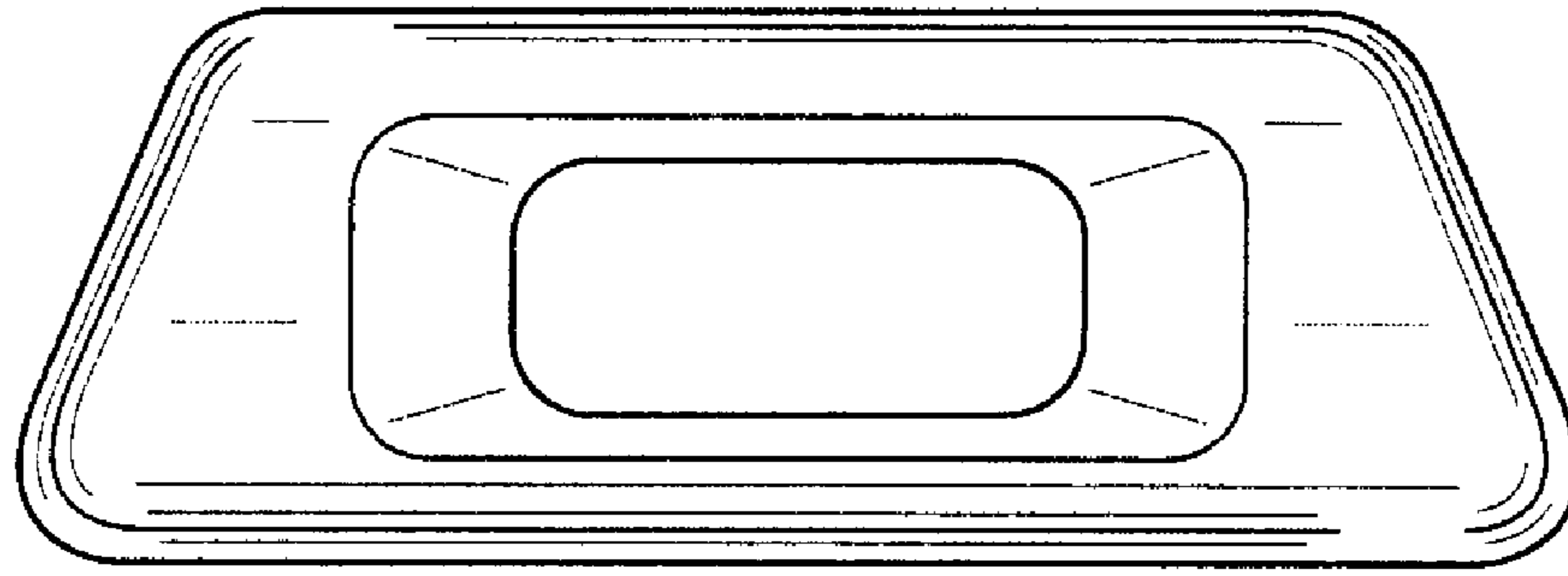


FIG. 2

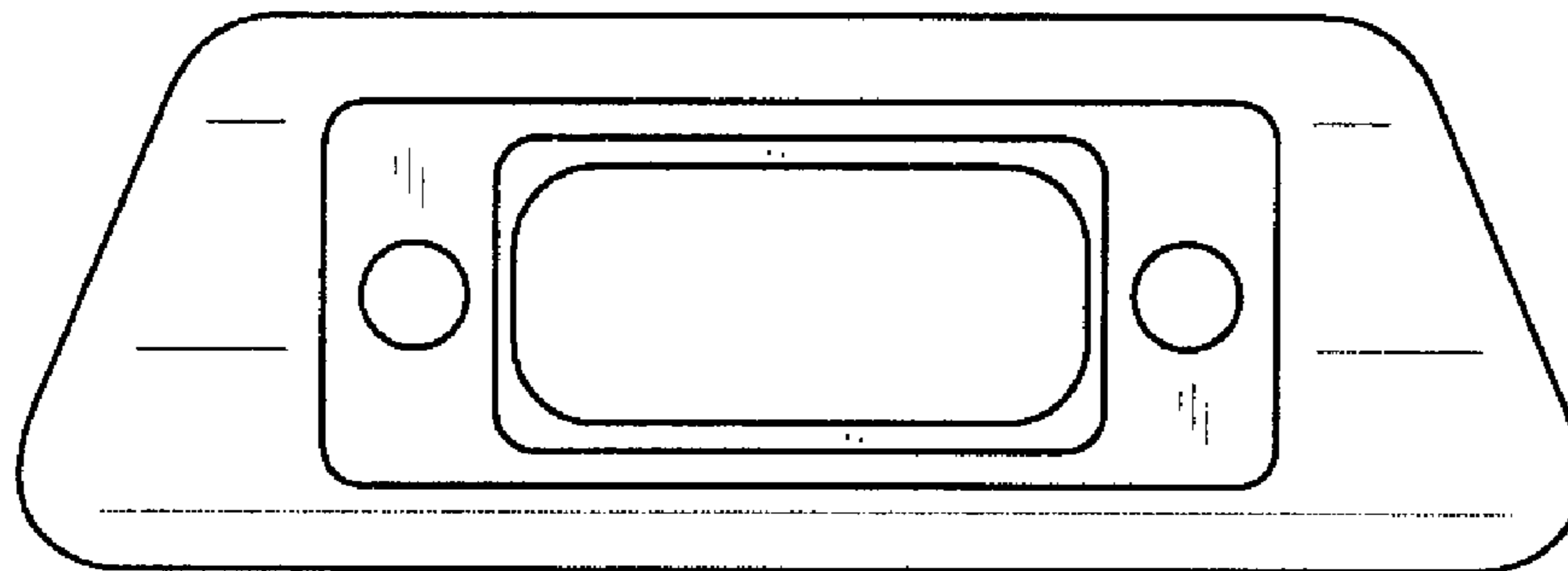


FIG. 3




FIG. 4

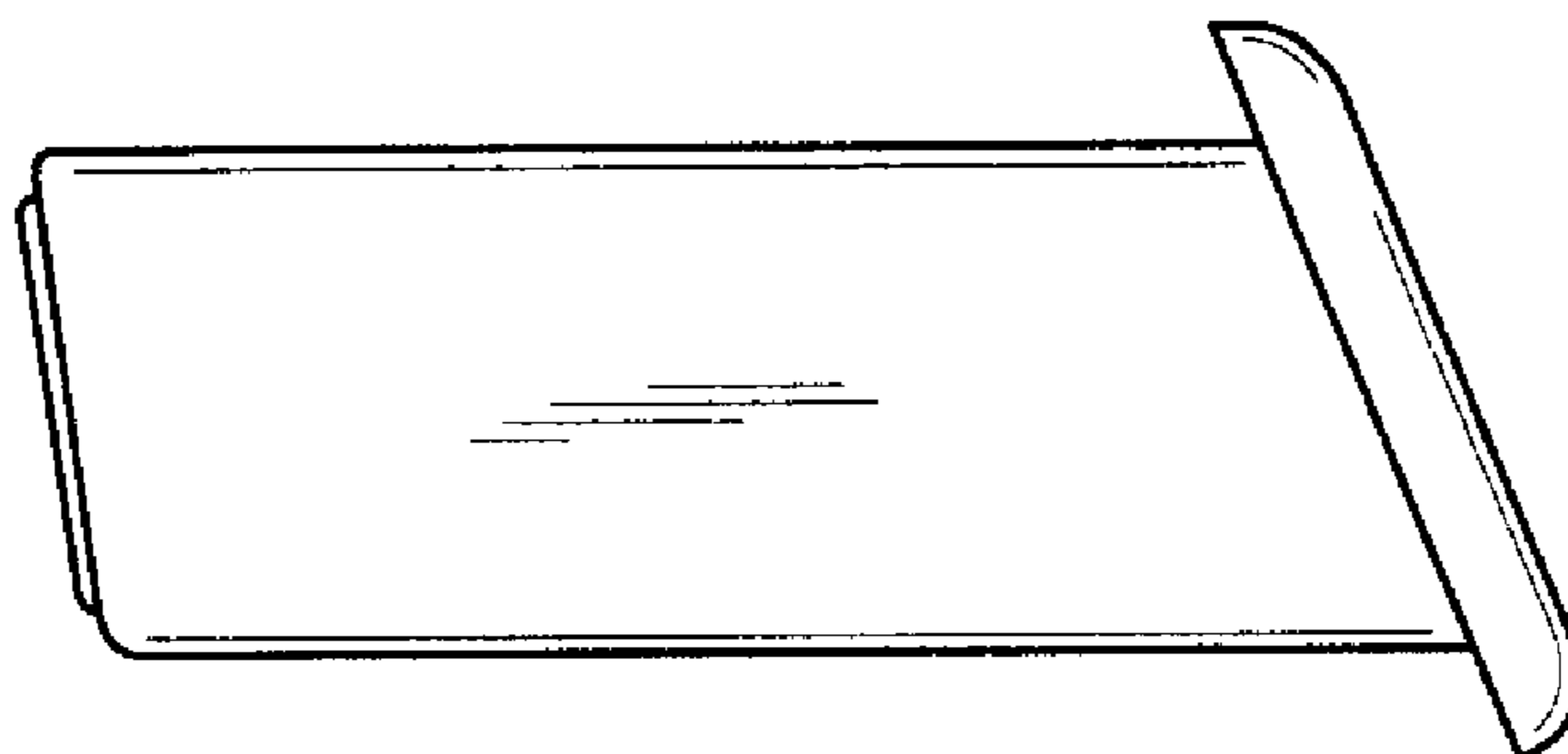


FIG. 5




FIG. 6




FIG. 7