



US00D538135S

(12) **United States Design Patent**  
**Isaacs**

(10) **Patent No.:** **US D538,135 S**

(45) **Date of Patent:** **\*\* Mar. 13, 2007**

(54) **SHIELDED LOCK**

(75) Inventor: **Paul Nicholas Roger Isaacs**,  
Buckinghamshire (GB)

(73) Assignee: **Ison Limited**, Buckinghamshire (GB)

(\*\*) Term: **14 Years**

(21) Appl. No.: **29/228,969**

(22) Filed: **Apr. 29, 2005**

(30) **Foreign Application Priority Data**

Nov. 1, 2004 (EM) ..... 000251475

(51) **LOC (8) Cl.** ..... **08-07**

(52) **U.S. Cl.** ..... **D8/347**

(58) **Field of Classification Search** ..... D8/330,  
D8/331, 343, 346, 449; 70/51-56, 258, 431,  
70/417, 451, 466, 448, DIG. 56, DIG. 43;  
292/148, DIG. 53

See application file for complete search history.

(56) **References Cited**

**U.S. PATENT DOCUMENTS**

4,286,445 A \* 9/1981 Sills ..... 70/55

4,905,486 A \* 3/1990 Appelbaum ..... 70/54  
D338,392 S \* 8/1993 McKernan ..... D8/343  
D390,444 S \* 2/1998 Wintrone ..... D8/337  
D397,026 S \* 8/1998 Drake ..... D8/346  
6,351,975 B1 \* 3/2002 Valdes ..... 70/56  
6,439,008 B1 \* 8/2002 Keil ..... 70/56  
6,467,316 B1 \* 10/2002 Chen ..... 70/56  
6,578,393 B2 \* 6/2003 Yarborough ..... 70/56  
D492,573 S \* 7/2004 Karamanos et al. .... D8/330

\* cited by examiner

*Primary Examiner*—Prabhakar Deshmukh

(74) *Attorney, Agent, or Firm*—Christie, Parker & Hale,  
LLP

(57) **CLAIM**

The ornamental design for shielded lock, as shown and described.

**DESCRIPTION**

FIG. 1 is a bottom view of the shielded lock;

FIG. 2 is a front view thereof;

FIG. 3 is a side view thereof; and,

FIG. 4 is perspective view thereof.

**1 Claim, 2 Drawing Sheets**

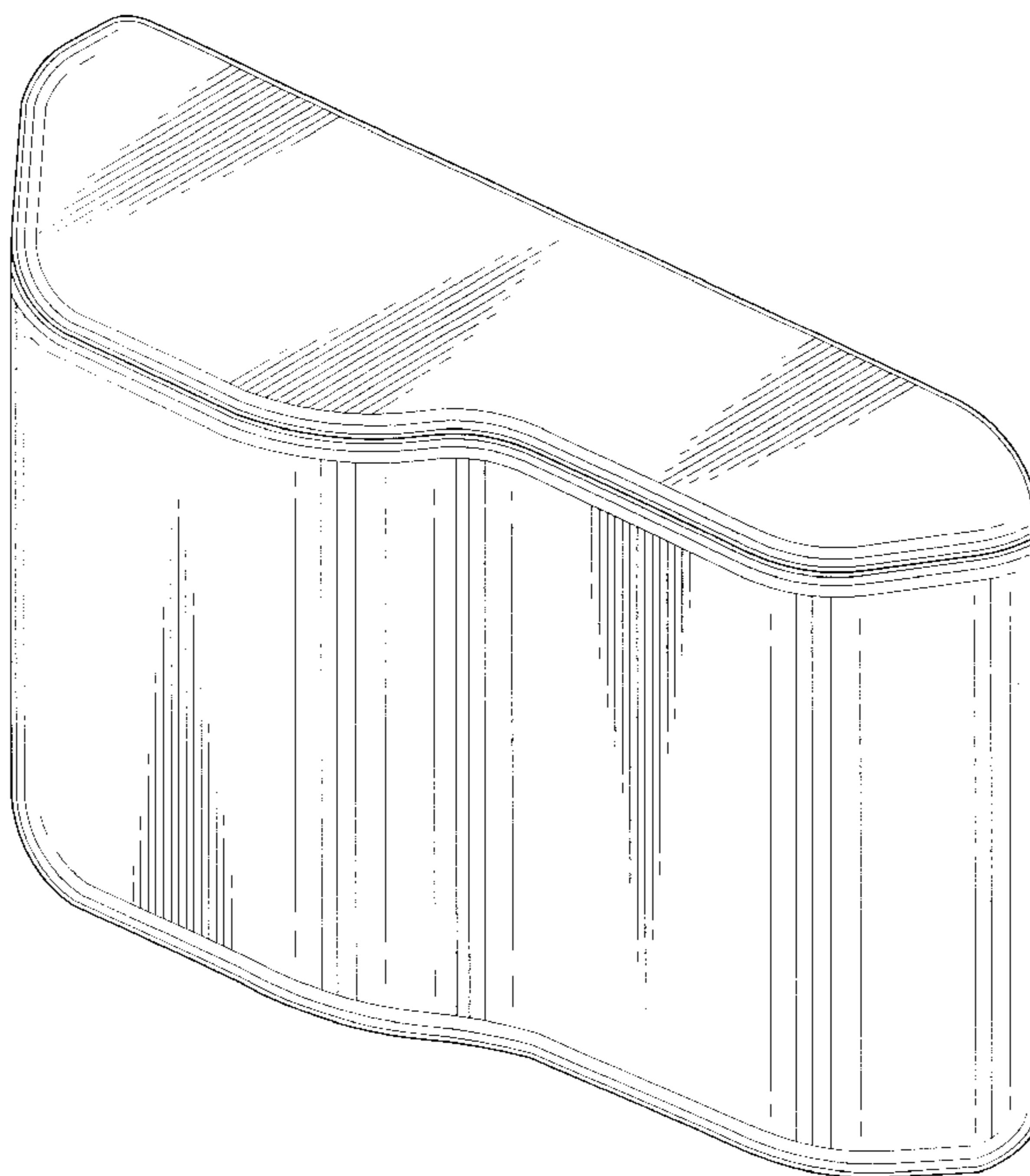
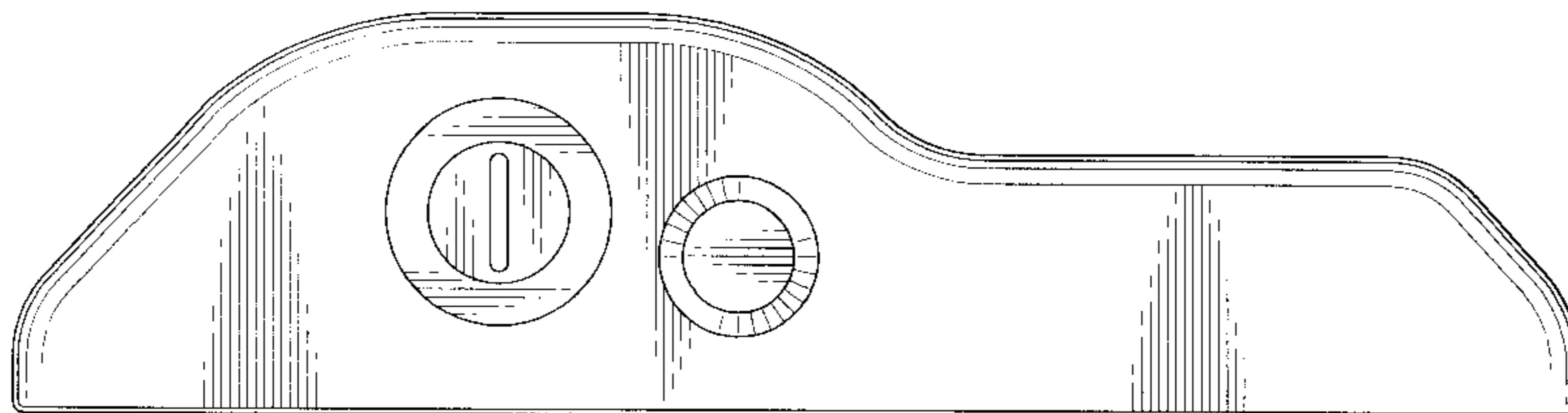


FIG. 1

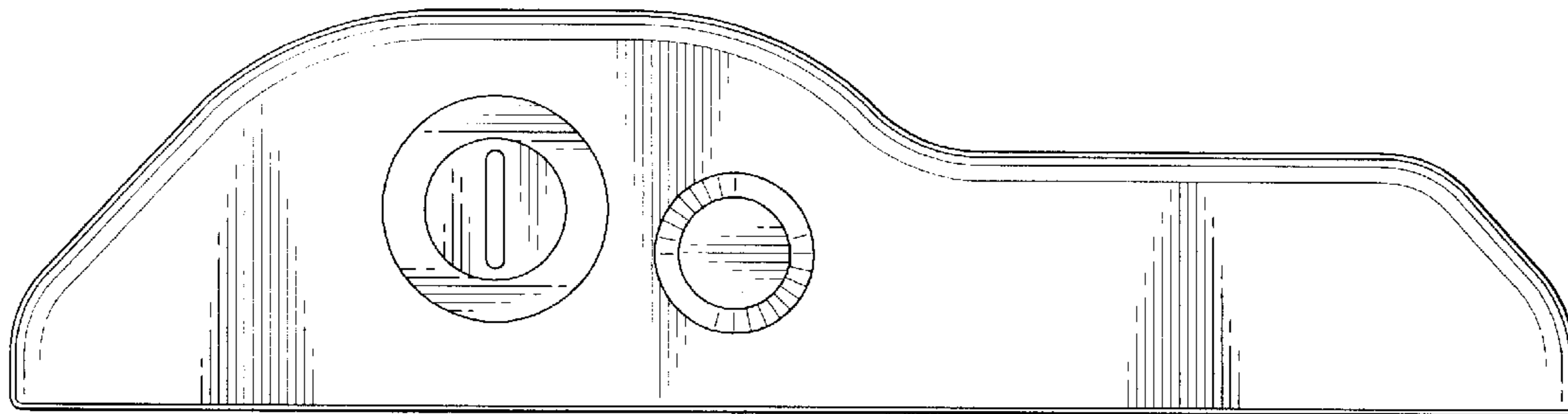

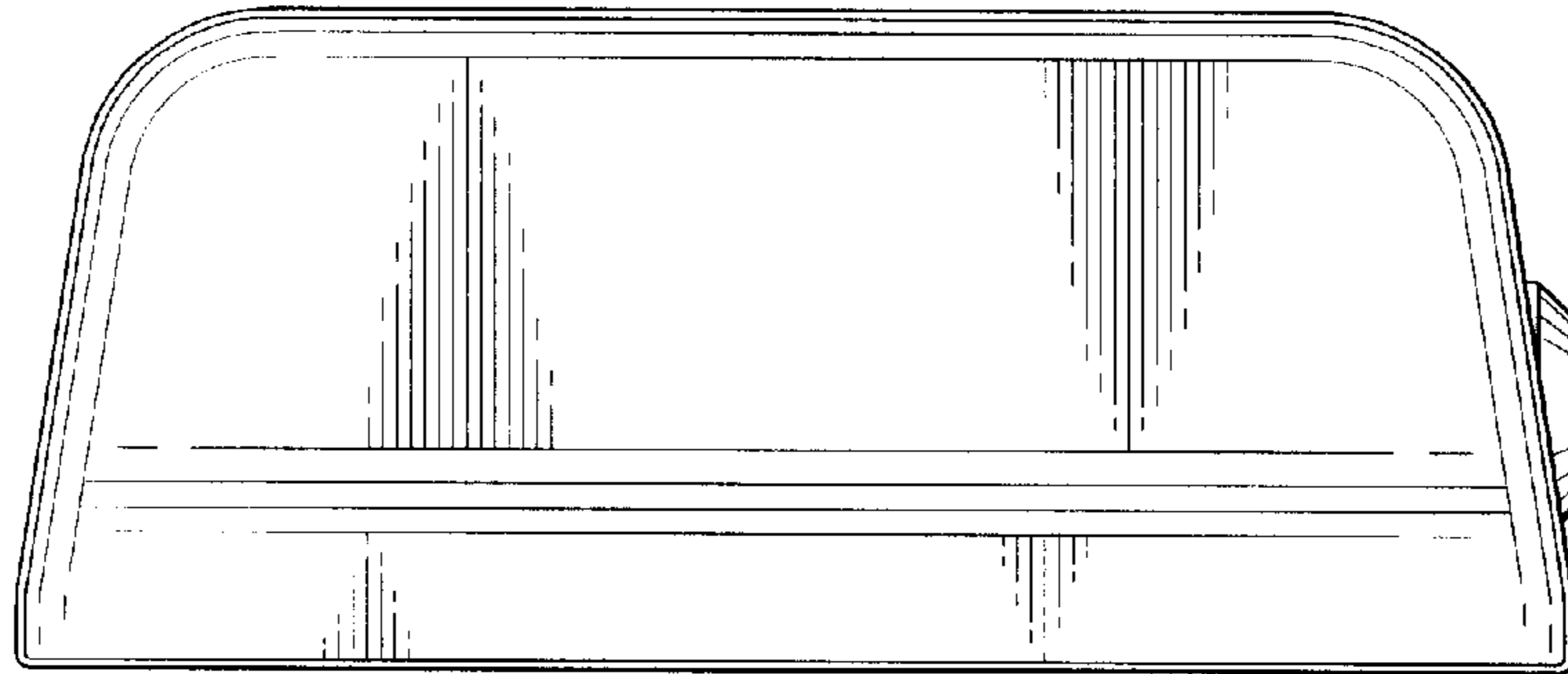


FIG. 2



*FIG. 3*



*FIG. 4*

