

US00D538111S

(12) **United States Design Patent**  
**Liu et al.**

(10) **Patent No.:** **US D538,111 S**  
(45) **Date of Patent:** **\*\* Mar. 13, 2007**

(54) **HEATED FLASK**

D502,846 S \* 3/2005 Matthews ..... D7/608

(75) Inventors: **Chih-Hsiang Liu**, Changhua (TW);  
**Shu-Fen Li**, Changhua (TW)

\* cited by examiner

*Primary Examiner*—Terry A. Wallace

(73) Assignee: **J Sheng Co., Ltd.**, Changhua (TW)

(74) *Attorney, Agent, or Firm*—Egbert Law Offices

(\*\*) Term: **14 Years**

(57) **CLAIM**

We claim the ornamental design for a heated flask, as shown and described.

(21) Appl. No.: **29/231,688**

(22) Filed: **Jun. 9, 2005**

**DESCRIPTION**

(51) **LOC (8) Cl.** ..... **07-01**

FIG. 1 is an upper perspective view of the heated flask showing my design.

(52) **U.S. Cl.** ..... **D7/608**

FIG. 2 is a front view thereof;

(58) **Field of Classification Search** ..... D7/605–608;

FIG. 3 is a back view thereof;

62/457.1–457.9, 3.64, 3.7; 215/12.1, 12.2,

FIG. 4 is a side view thereof;

215/13.1; 220/592.01, 592.09, 592.16, 592.2,

FIG. 5 is an opposite side view thereof;

220/592.22, 592.27; 219/387, 441, 435–438

FIG. 6 is a top plan view thereof;

See application file for complete search history.

FIG. 7 is a bottom view thereof;

(56) **References Cited**

FIG. 8 is another perspective view showing attachment to a cord in dotted lines;

U.S. PATENT DOCUMENTS

FIG. 9 is a perspective view showing a grip attachment in dotted lines; and,

3,405,899 A \* 10/1968 Trachtenberg et al. .... 219/437

FIG. 10 is a perspective view showing another grip attachment in dotted lines.

4,959,528 A \* 9/1990 Malloy ..... 219/436

The dotted lines are presented for illustrative purposes and form no part of the claimed design.

5,283,420 A \* 2/1994 Montalto ..... 219/438

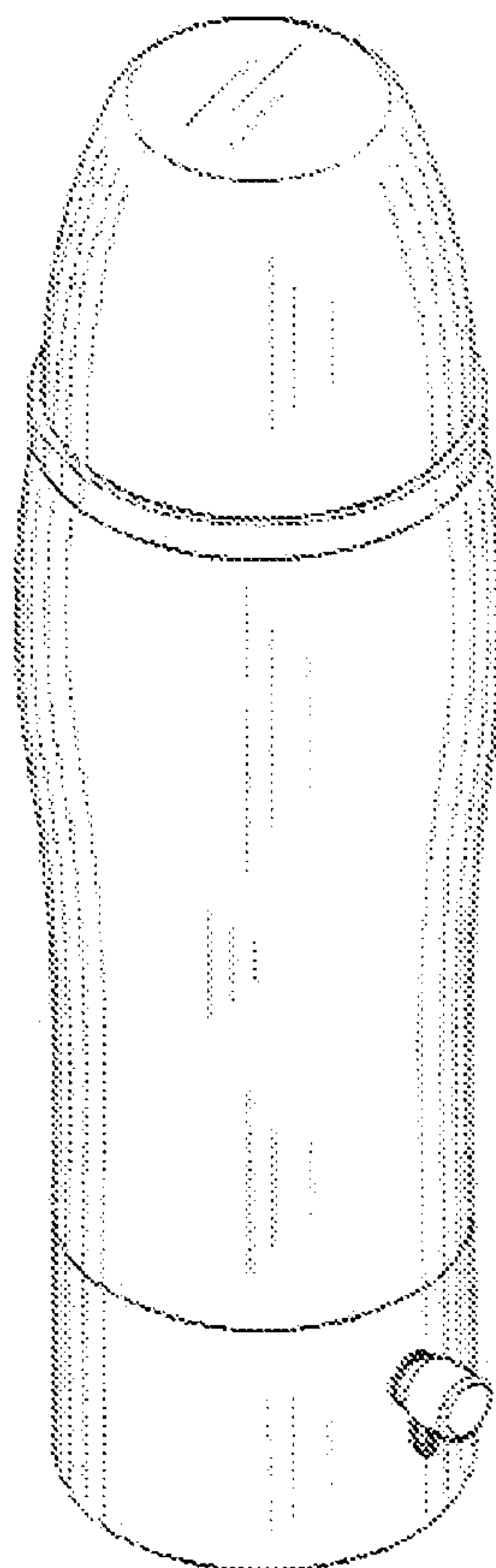
5,329,778 A \* 7/1994 Padamsee ..... 215/13.1

6,119,888 A \* 9/2000 Goto et al. .... 220/592.27

D436,501 S \* 1/2001 Huang ..... D7/608

6,852,954 B1 \* 2/2005 Liu et al. .... 219/436

**1 Claim, 7 Drawing Sheets**



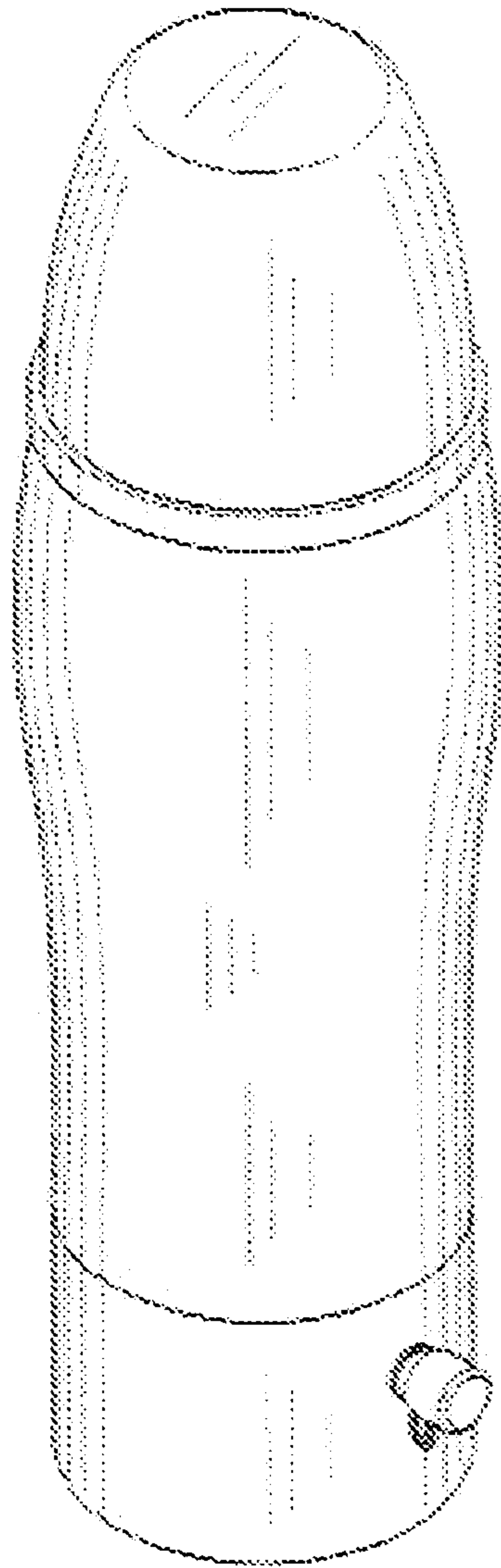


FIG. 1




FIG. 2




FIG. 3




FIG. 4




FIG. 5




FIG. 6

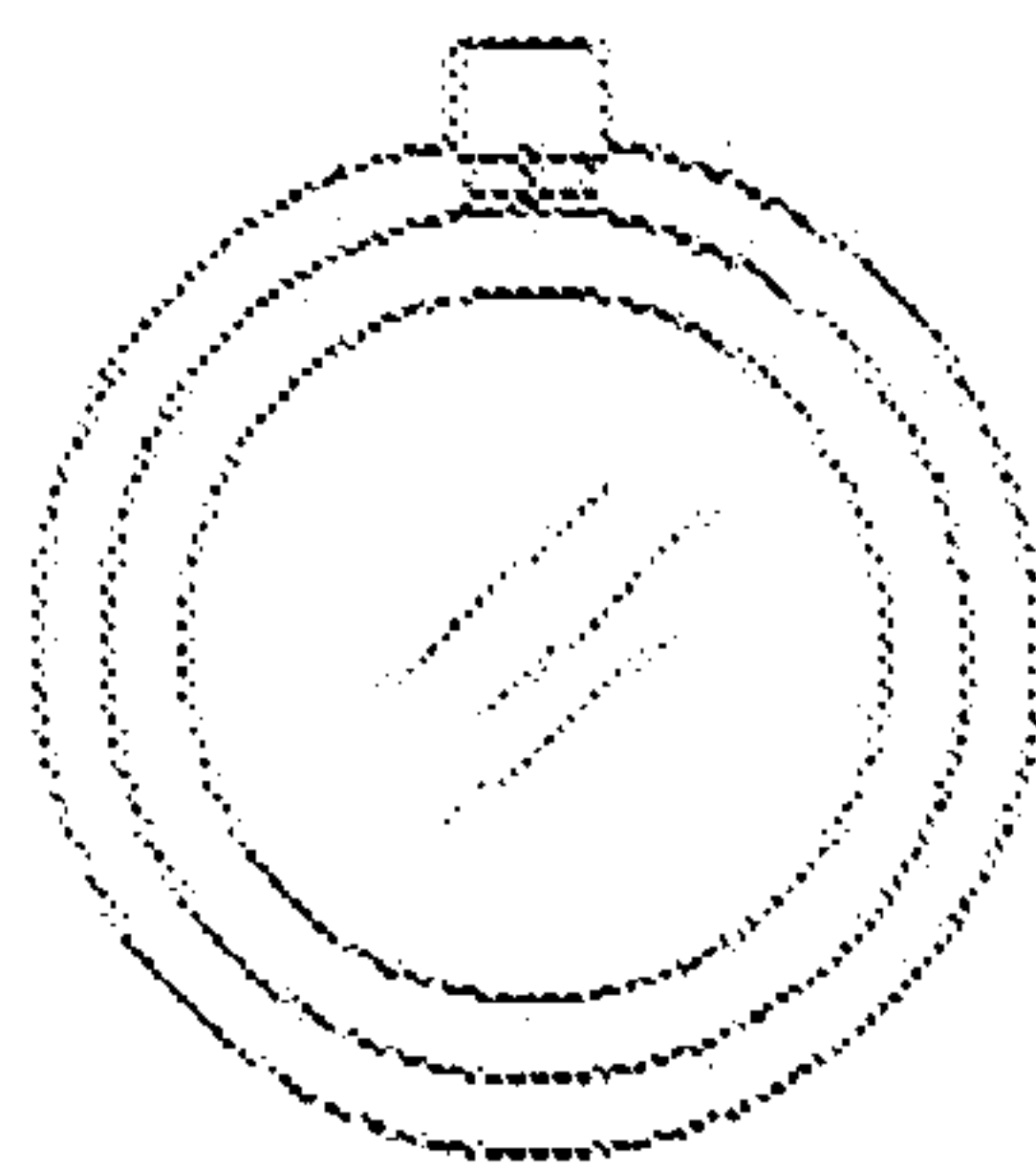


FIG. 7

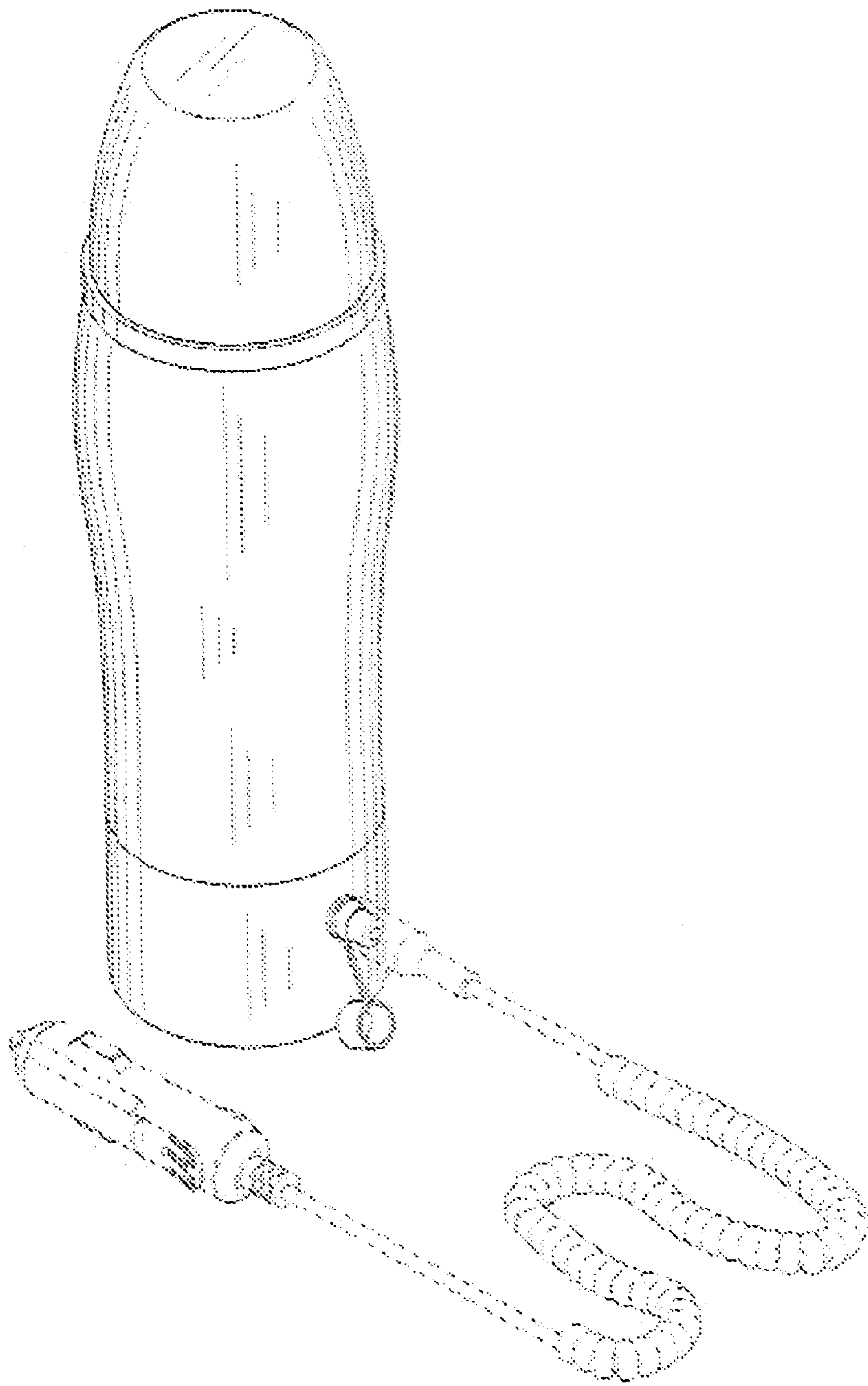


FIG. 8



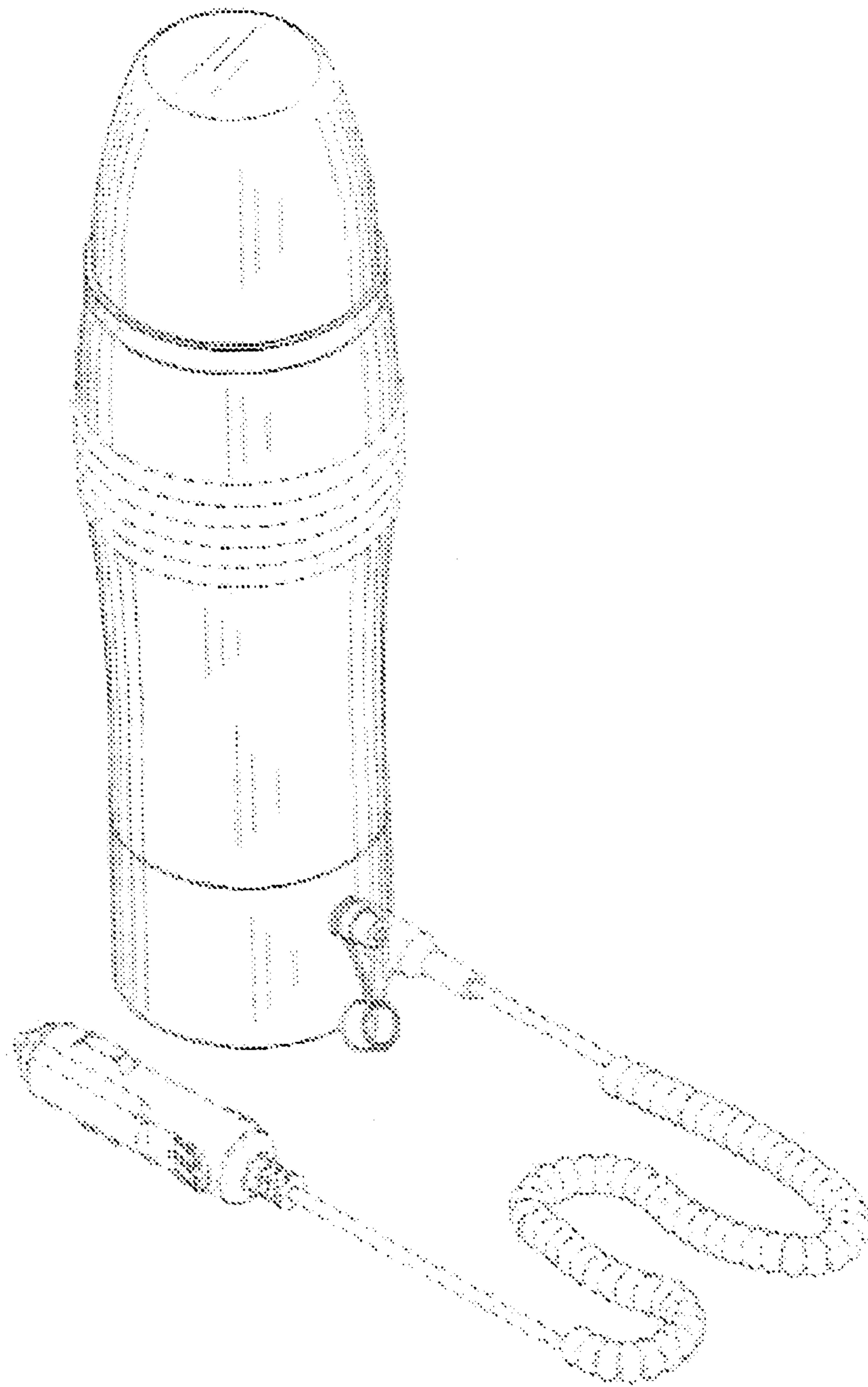


FIG. 9

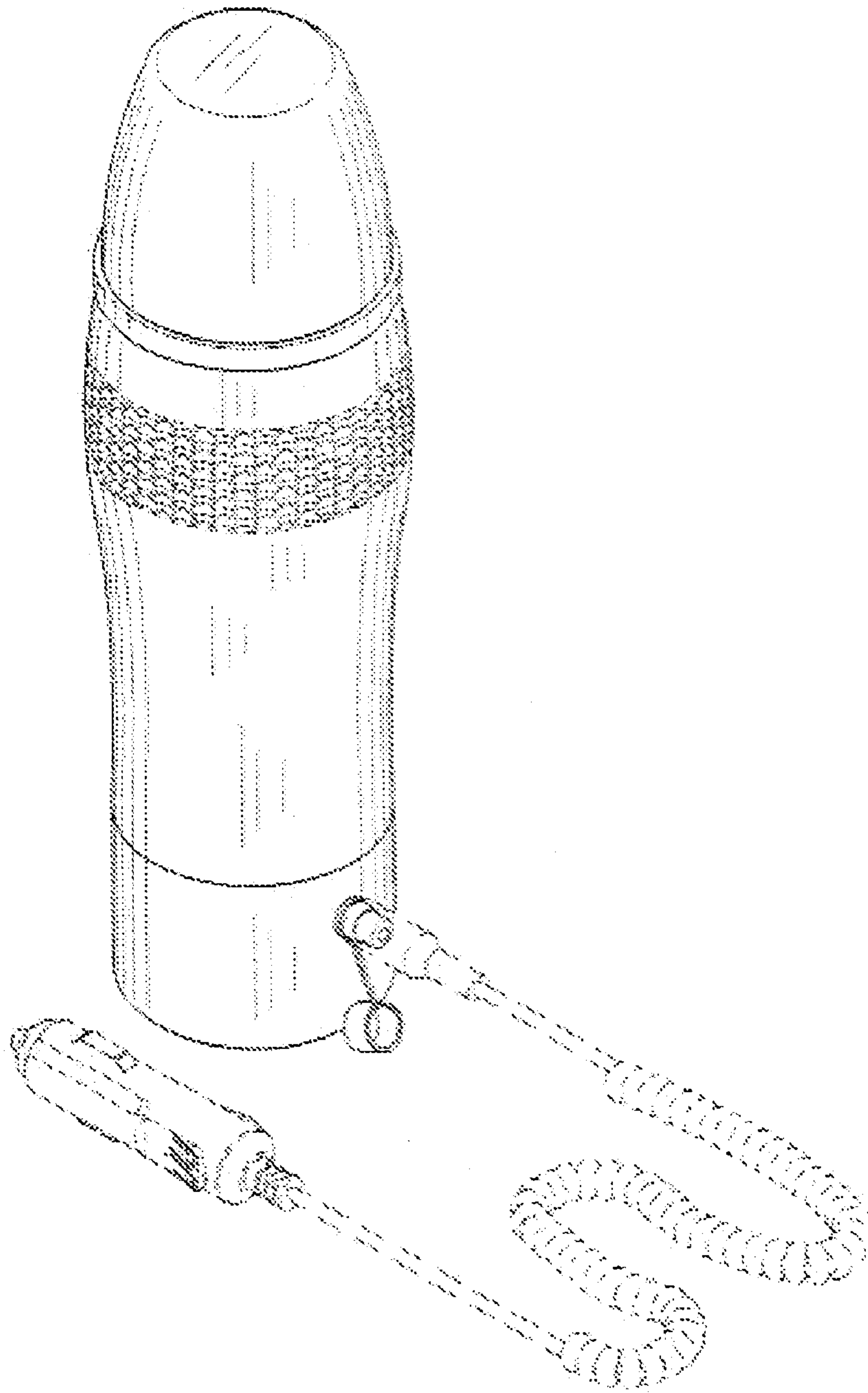


FIG. 10