



US00D538110S

(12) **United States Design Patent**
Kitamura et al.

(10) **Patent No.:** **US D538,110 S**

(45) **Date of Patent:** **** Mar. 13, 2007**

(54) **VACUUM BOTTLE**

D455,611 S * 4/2002 Kitamura et al. D7/608

(75) Inventors: **Nobuyuki Kitamura**, Kyoto (JP);
Norifumi Goto, Aichi-ken (JP)

* cited by examiner

Primary Examiner—Terry A. Wallace

(73) Assignee: **Thremos K.K.**, Niigata-ken (JP)

(57) **CLAIM**

(**) Term: **14 Years**

The ornamental design for a vacuum bottle, as shown and described.

(21) Appl. No.: **29/203,951**

(22) Filed: **Apr. 20, 2004**

DESCRIPTION

(30) **Foreign Application Priority Data**

Oct. 27, 2003 (JP) 2003-031637

FIG. 1 is a perspective view of a vacuum bottle showing the new design.

(51) **LOC (8) Cl.** **07-01**

FIG. 2 is a front view thereof, the rear view being a mirror image of the front view.

(52) **U.S. Cl.** **D7/608**

FIG. 3 is a left side view thereof.

(58) **Field of Classification Search** D7/605–608,
D7/317; 62/457.1–457.7; 215/6, 12.1, 12.2,
215/13.1; 220/592.12–592.27, 592.2, 903,
220/907

FIG. 4 is a right side view thereof.

FIG. 5 is a top view thereof.

See application file for complete search history.

FIG. 6 is a bottom view thereof; and,

FIG. 7 is a cross-sectional view taken along line 7—7 in FIG. 5.


(56) **References Cited**

The broken line showing is for illustrative purposes only and forms no part of the claimed design.

U.S. PATENT DOCUMENTS

D410,821 S * 6/1999 Huang D7/608

1 Claim, 5 Drawing Sheets






FIG. 1




FIG. 2




FIG. 3




FIG. 4

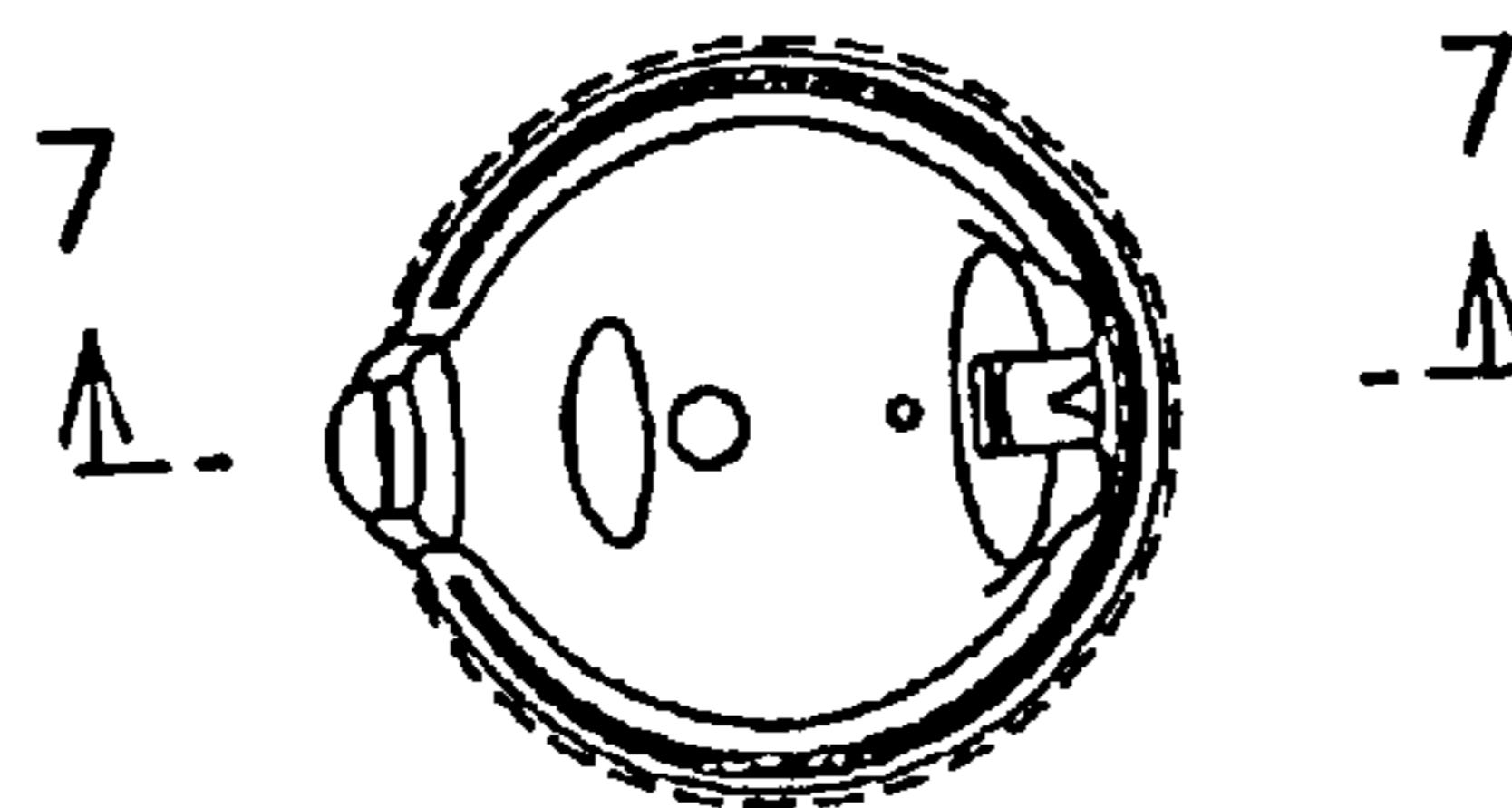


FIG. 5

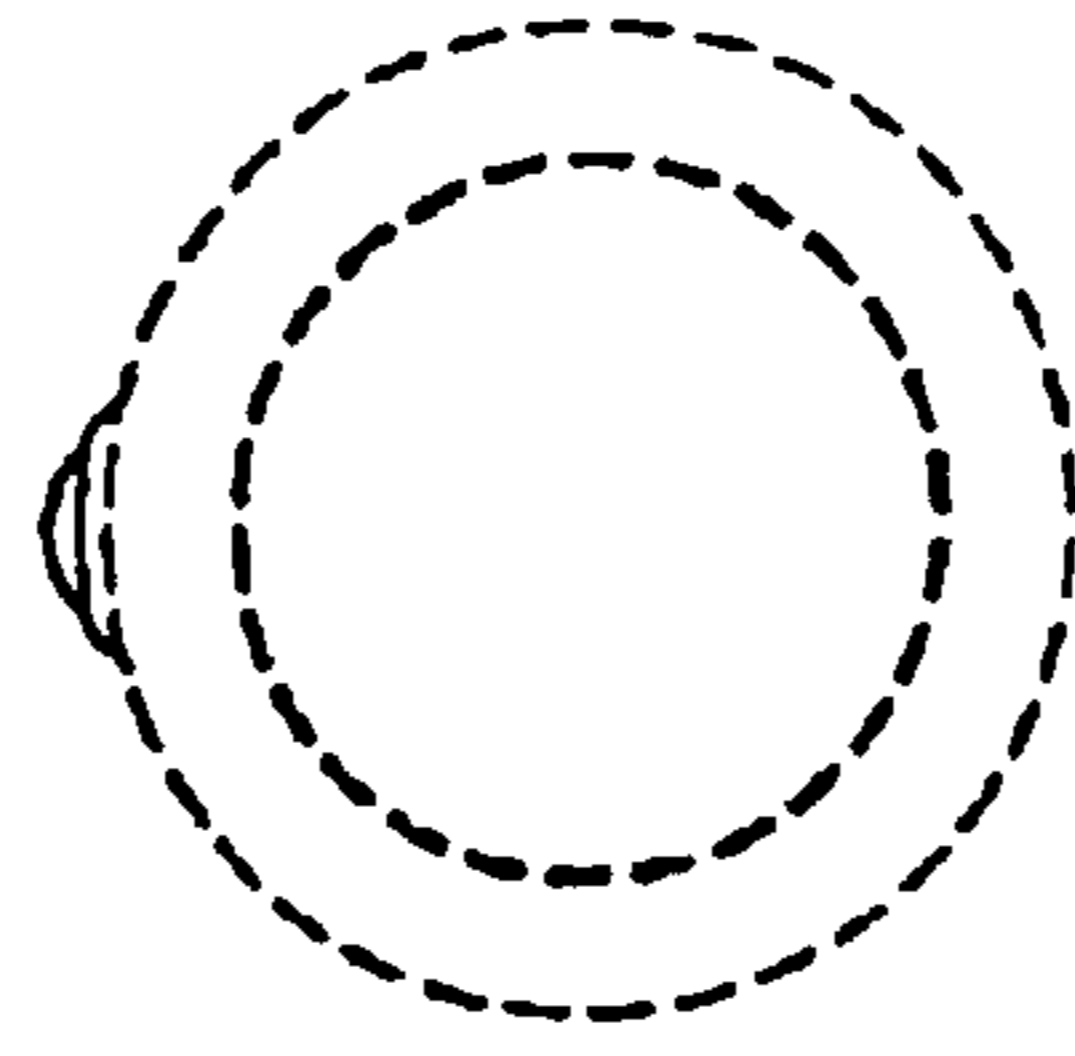


FIG. 6




FIG. 7