



US00D538108S

(12) **United States Design Patent**  
**McMullin**

(10) **Patent No.:** **US D538,108 S**

(45) **Date of Patent:** **\*\* \*Mar. 13, 2007**

(54) **RIM DESIGN FOR A FOOD SERVING UTENSIL**

(75) Inventor: **Kevin S. McMullin**, Dove Canyon, CA (US)

(73) Assignee: **Destiny Plastics, Inc.**, Dove Canyon, CA (US)

(\*) Notice: This patent is subject to a terminal disclaimer.

(\*\*) Term: **14 Years**

(21) Appl. No.: **29/216,782**

(22) Filed: **Nov. 9, 2004**

(51) **LOC (8) Cl.** ..... **07-01**

(52) **U.S. Cl.** ..... **D7/545; D7/543; D7/565; D7/584; D7/554.2**

(58) **Field of Classification Search** ..... D7/585, D7/551.1, 543, 545, 565, 584, 588, 586, 554.2, D7/570, 553.6, 359; D9/428, 429; 220/574.1, 220/575, 574, 657, 659, 574.3, 4.21, 4.27, 220/507, 782, 369, 728, 23.86; 208/499, 208/501; 229/406; 99/DIG. 15  
See application file for complete search history.

(56) **References Cited**

**U.S. PATENT DOCUMENTS**

D76,482 S	*	10/1928	James	.....	D7/553.6
D78,661 S	*	5/1929	Simmons	.....	D7/585
2,032,835 A	*	3/1936	Collins	.....	220/574.3
2,125,793 A	*	8/1938	Linderman, Jr.	.....	220/574
D125,574 S	*	3/1941	Sakier	.....	D7/565

D173,511 S	*	11/1954	Rosen	.....	D7/555
D195,682 S	*	7/1963	Grugel	.....	D7/553.2
3,720,365 A	*	3/1973	Unger	.....	229/406
D312,027 S	*	11/1990	Cyr et al.	.....	D7/585
D378,886 S	*	4/1997	Joyce	.....	D7/585
D415,421 S	*	10/1999	McCann	.....	D9/428
6,371,327 B1	*	4/2002	Swiontek et al.	.....	220/574
D476,529 S	*	7/2003	McMullin	.....	D7/570
D484,746 S	*	1/2004	McMullin	.....	D7/553.6
D492,159 S	*	6/2004	Carlson	.....	D7/584
D493,669 S	*	8/2004	McMullin	.....	D7/545
D495,560 S	*	9/2004	Swoboda	.....	D7/551.1
D495,561 S	*	9/2004	Swoboda	.....	D7/551.1
D498,980 S	*	11/2004	Smith et al.	.....	D7/549
D499,304 S	*	12/2004	Wiedmeyer et al.	.....	D7/549
D504,282 S	*	4/2005	McMullin	.....	D7/545

\* cited by examiner

*Primary Examiner*—M. N. Pandozzi

(57) **CLAIM**

The ornamental rim design for a food serving utensil, as shown and described.

**DESCRIPTION**

FIG. 1 illustrates a perspective view of a food serving plate employing the ornamental rim design in accordance with the invention;

FIG. 2 illustrates a top view of the food serving plate of FIG. 1;

FIG. 3 illustrates a bottom view of the food serving plate of FIG. 1; and,

FIG. 4 illustrates a side elevation view of the food serving plate of FIG. 1 (each side being the same as that shown).

**1 Claim, 3 Drawing Sheets**

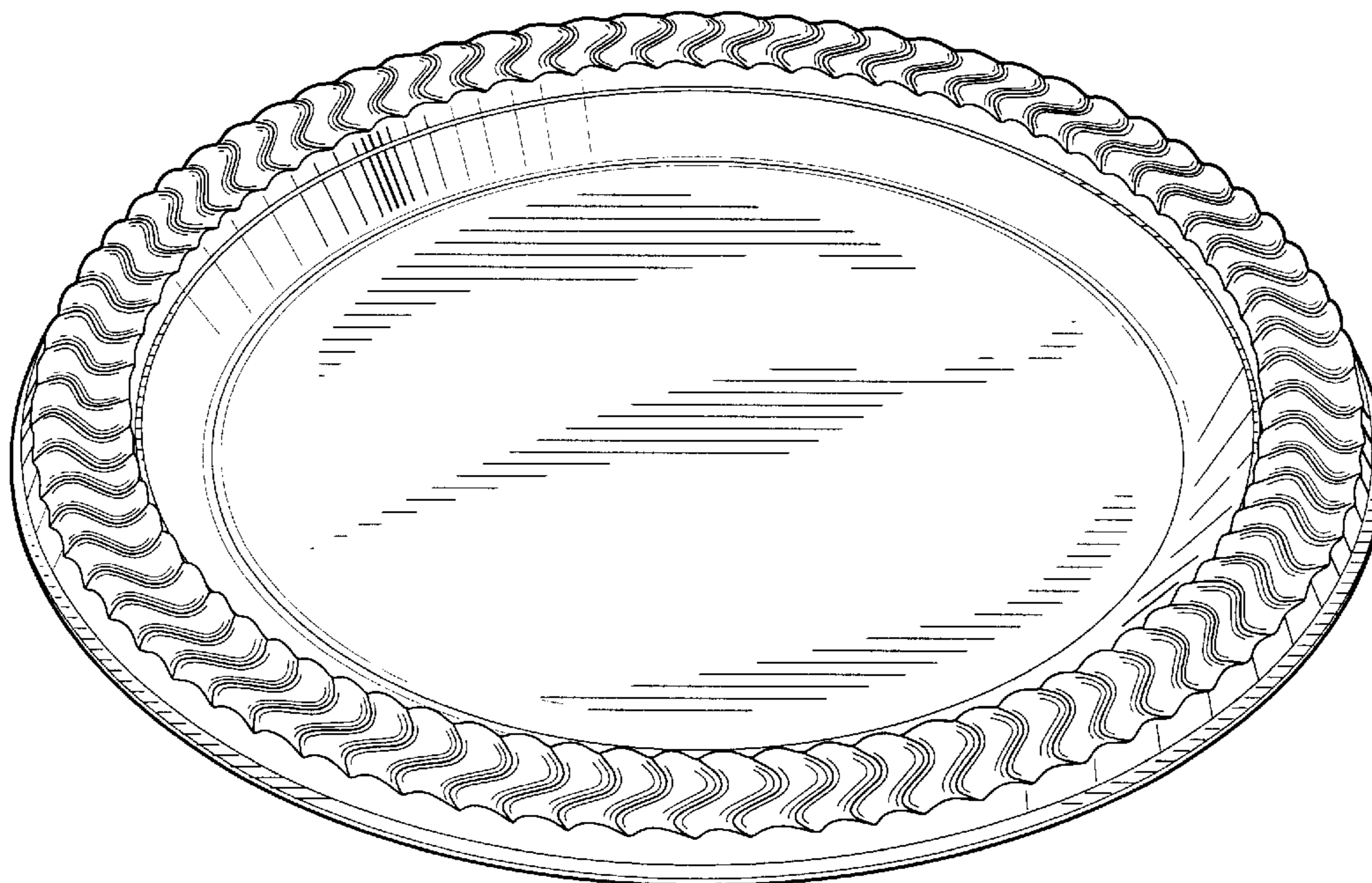


FIG. 1

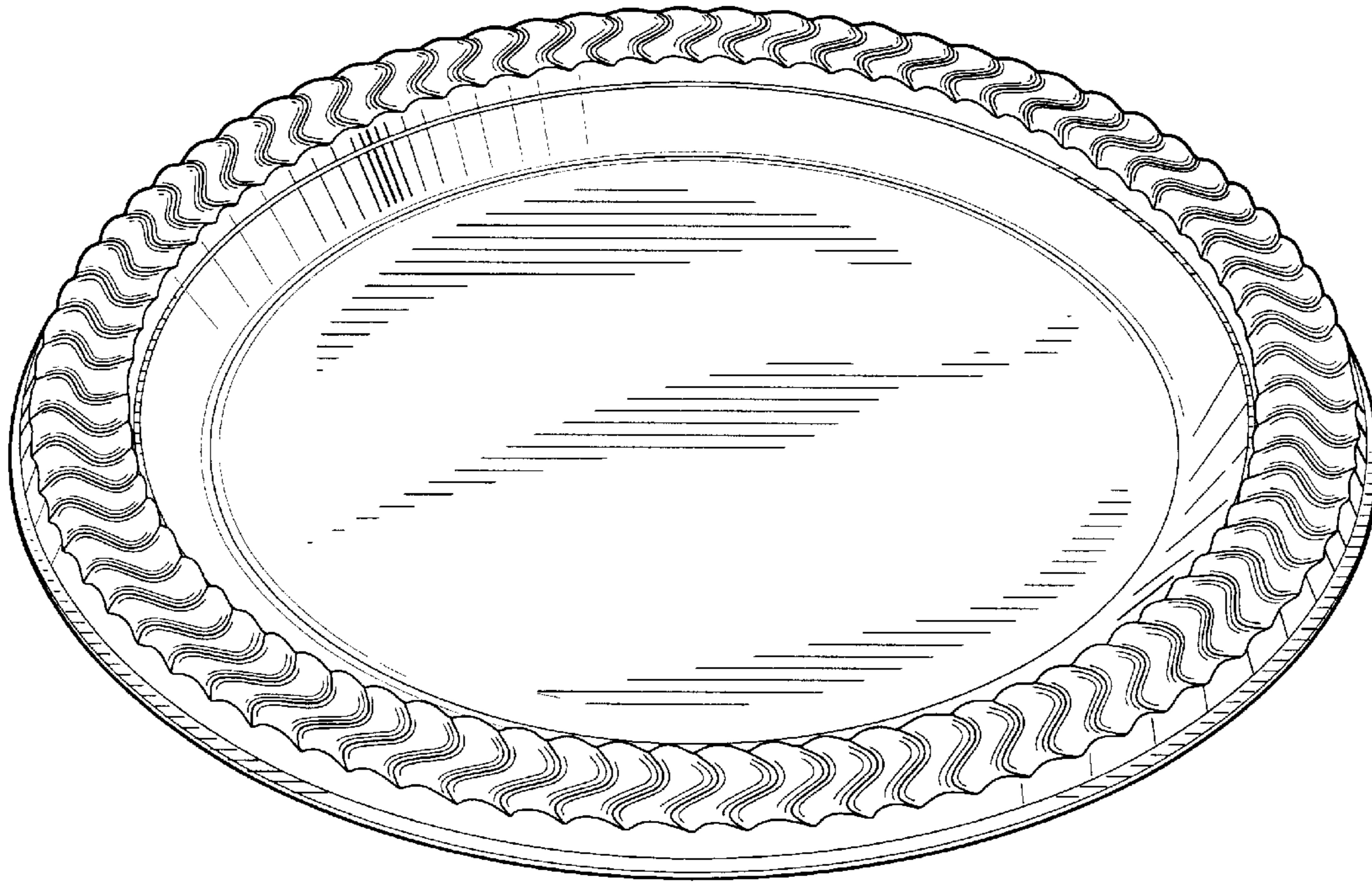


FIG. 4




FIG. 2



FIG. 3

