



US00D538088S

(12) **United States Design Patent**
Ruff

(10) **Patent No.:** **US D538,088 S**

(45) **Date of Patent:** **** Mar. 13, 2007**

(54) **TABLE STORAGE SYSTEM**

(75) Inventor: **Edward J. Ruff**, Naples, FL (US)

(73) Assignee: **Edward J. Ruff Development, Inc.**,
Naples, FL (US)

(**) Term: **14 Years**

(21) Appl. No.: **29/208,016**

(22) Filed: **Jun. 23, 2004**

(51) **LOC (8) Cl.** **06-06**

(52) **U.S. Cl.** **D6/513**

(58) **Field of Classification Search** D6/512-514;
211/86.01, 113, 117; 248/309.1, 317, 327,
248/320-323, 343

See application file for complete search history.

(56) **References Cited**

U.S. PATENT DOCUMENTS

931,962 A	8/1909	Roundtree
1,819,516 A	8/1931	Kelly
2,844,428 A	7/1958	Puntenney
3,743,287 A	7/1973	Liermann
4,000,841 A	1/1977	Bachli
4,345,758 A	8/1982	Kempf
4,412,601 A	11/1983	Cooper
4,837,877 A	6/1989	Hamada et al.
5,203,619 A	4/1993	Welsch et al.

5,366,203 A	11/1994	Huffman	
5,871,070 A	2/1999	Contreras	
5,943,714 A	8/1999	Dignam	
6,131,702 A	10/2000	Berridge	
6,250,728 B1	6/2001	Thorp	
D470,353 S	2/2003	Mikich et al.	
D488,653 S	* 4/2004	Ruff D6/513
D499,589 S	* 12/2004	Ruff D6/513
D509,979 S	* 9/2005	Le Roux D6/513

* cited by examiner

Primary Examiner—Brian N Vinson

(74) *Attorney, Agent, or Firm*—Pearne & Gordon LLP

(57) **CLAIM**

The ornamental design for table storage system, as shown and described.

DESCRIPTION

FIG. 1 is a front perspective view of a second embodiment of a table storage system;

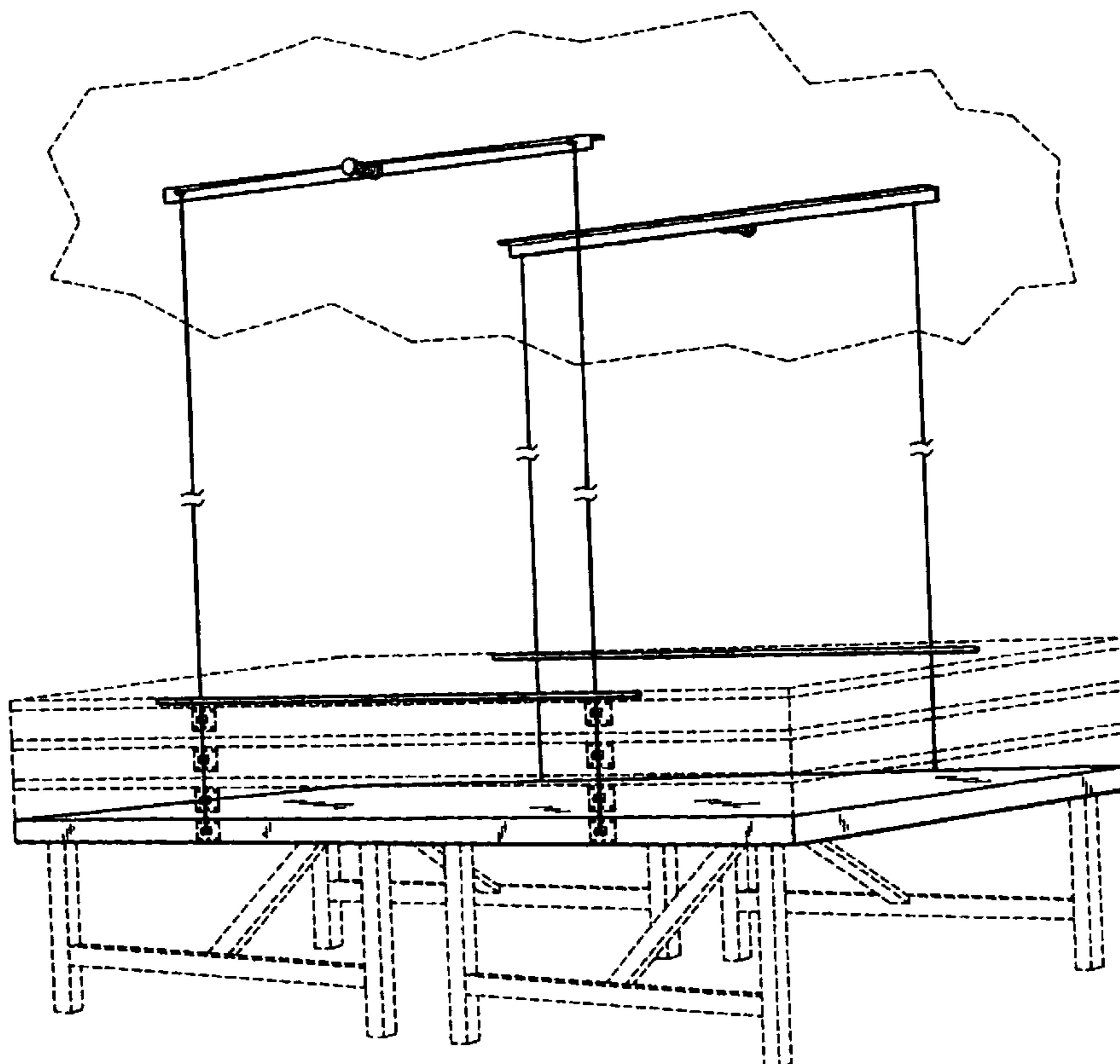
FIG. 2 is a front elevation view of the second embodiment of a table storage system;

FIG. 3 is a side elevation view of the second embodiment of a table storage system; and,

FIG. 4 is a bottom plan view of the second embodiment of a table storage system.

The broken lines in FIGS. 1-4 are shown for environment and form no part of the claimed design.

1 Claim, 3 Drawing Sheets



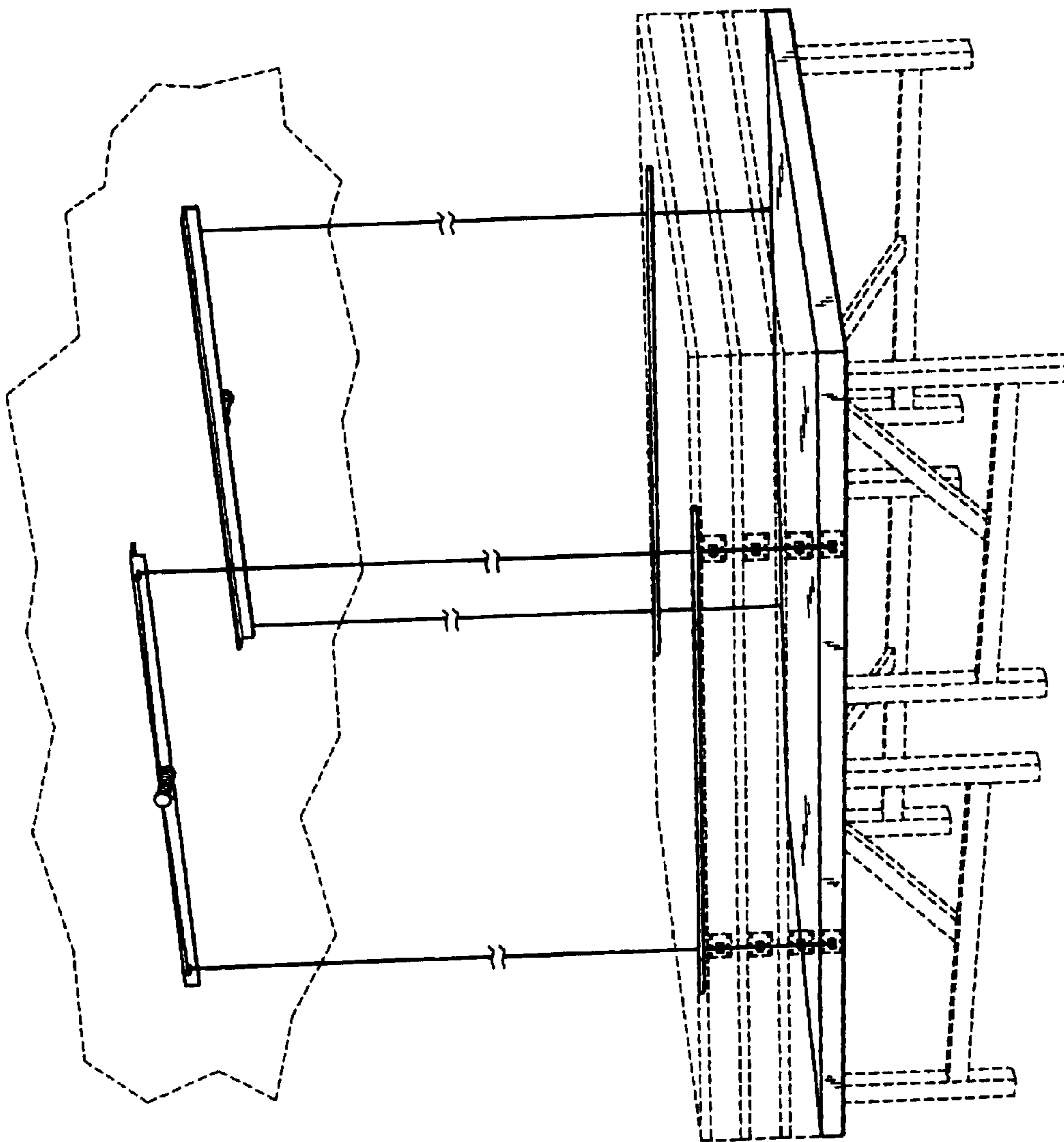


FIG. 1

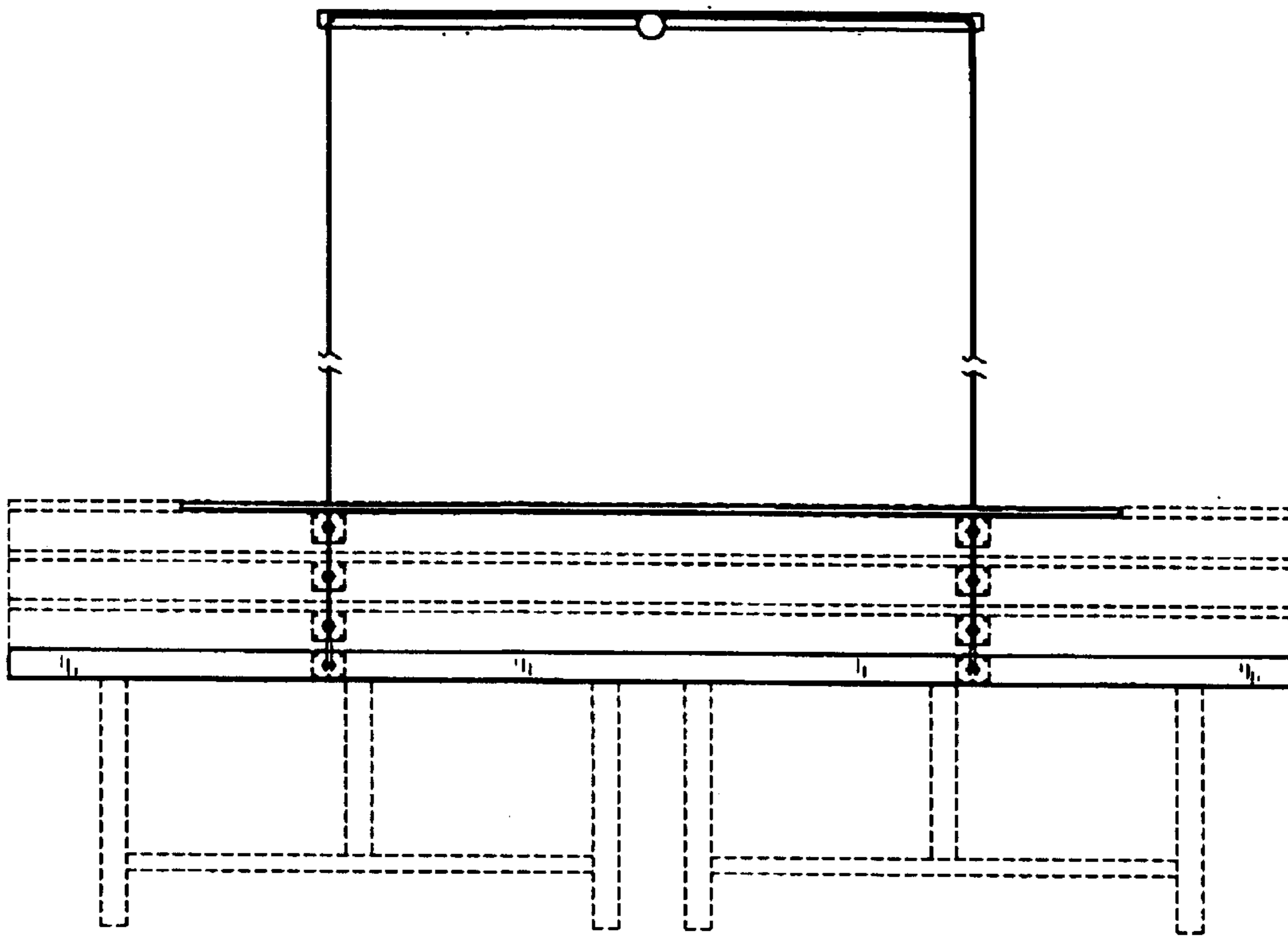


FIG. 2

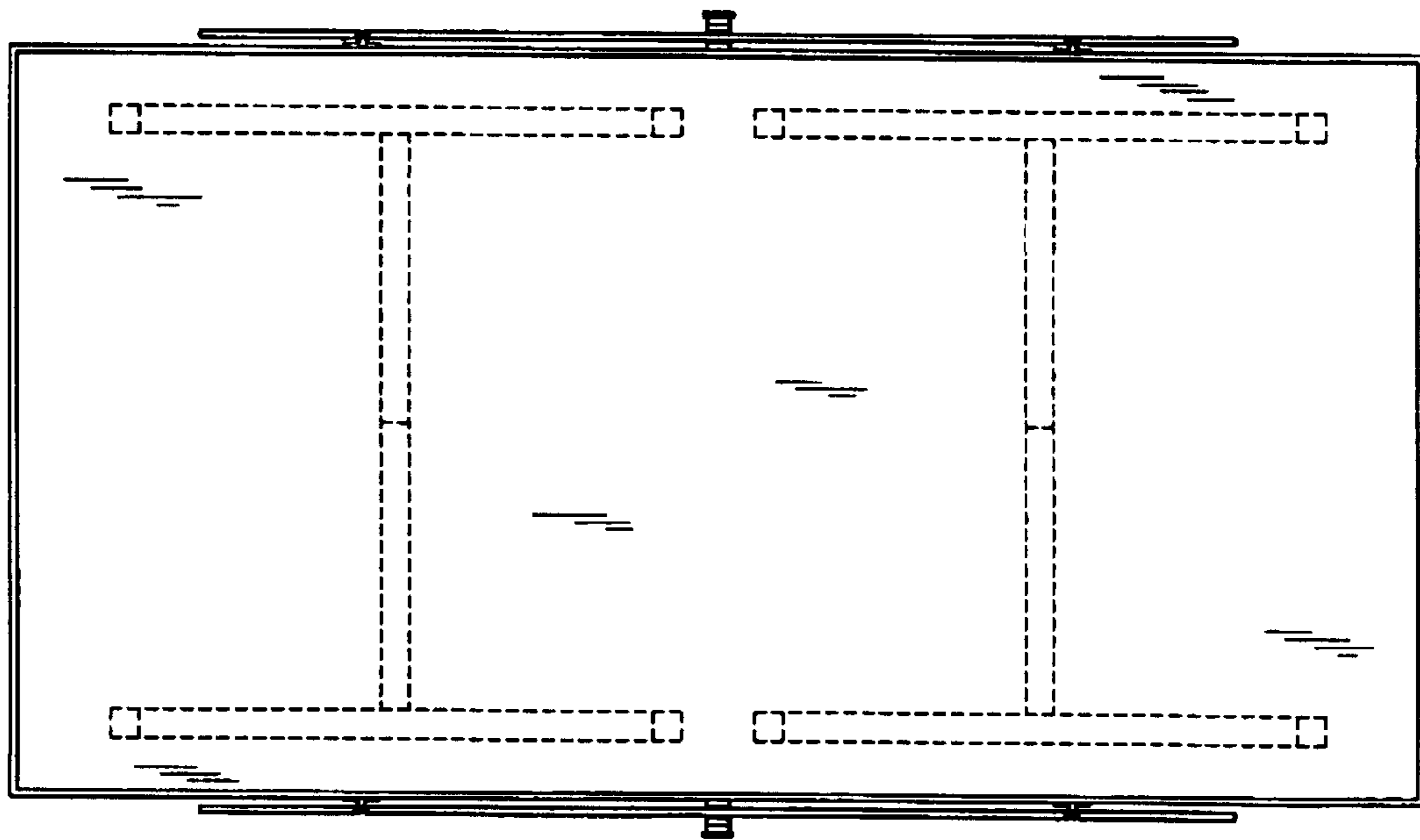


FIG. 4

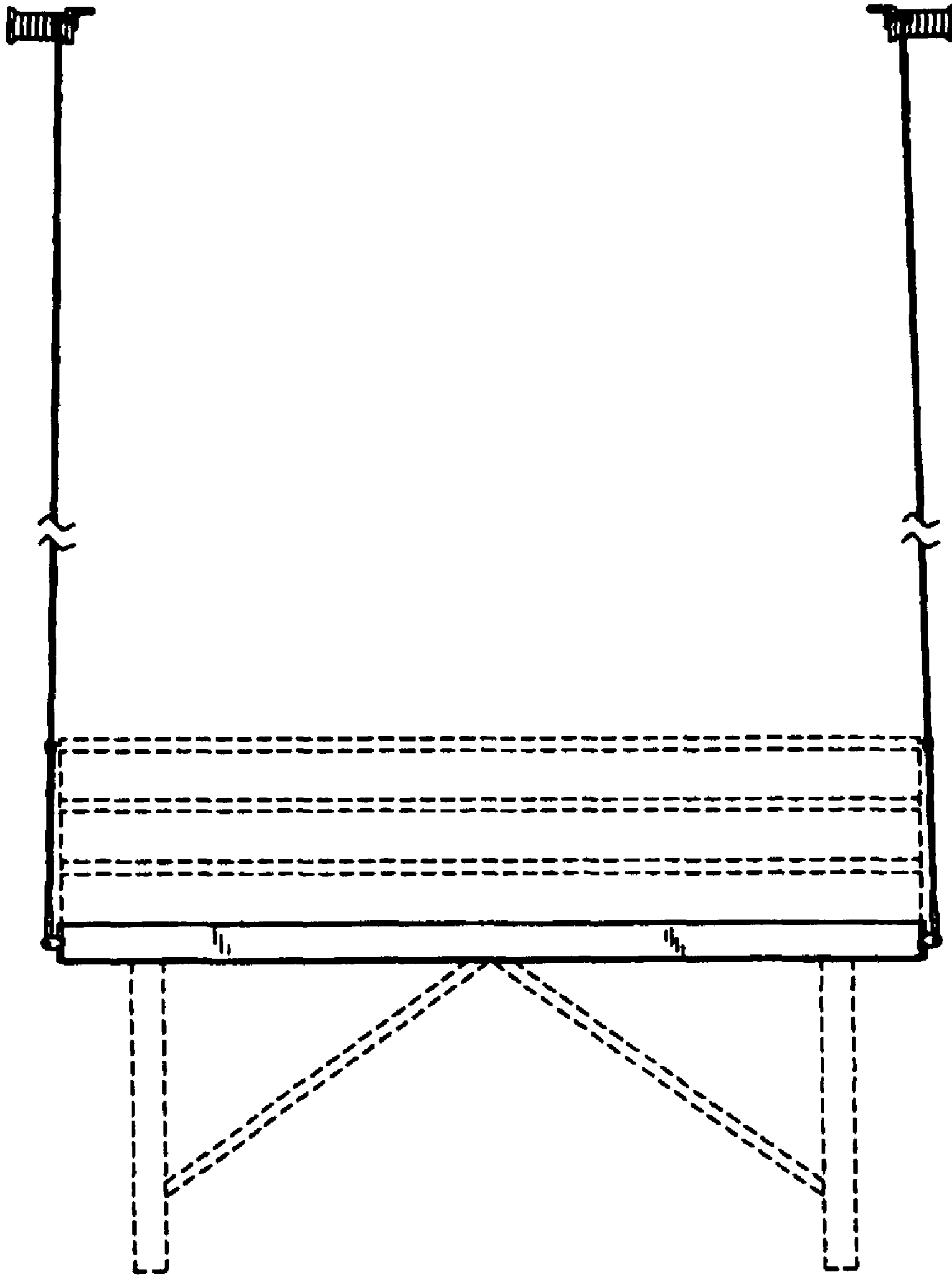


FIG. 3