



US00D538069S

(12) **United States Design Patent**
Henriott et al.

(10) **Patent No.: US D538,069 S**
(45) **Date of Patent: ** Mar. 13, 2007**

(54) **FURNITURE WORK SURFACE AND SIDE
PANEL JUNCTURE**

(75) Inventors: **Jay M Henriott**, Jasper, IN (US);
Kevin R Rauscher, Celestine, IN (US);
Airen R Springer, Jasper, IN (US)

(73) Assignee: **Kimball International, Inc.**, Jasper, IN
(US)

(**) Term: **14 Years**

(21) Appl. No.: **29/221,498**

(22) Filed: **Jan. 18, 2005**

(51) **LOC (8) Cl.** **06-06**

(52) **U.S. Cl.** **D6/492**

(58) **Field of Classification Search** D6/432-448,
D6/491, 492, 509, 422, 428; 312/194-196,
312/204

See application file for complete search history.

(56) **References Cited**

U.S. PATENT DOCUMENTS

D4,212 S	7/1870	Seymour	
D165,243 S	11/1951	Porter	
D179,290 S	11/1956	Herrmann	D33/19
D196,833 S	11/1963	Smith, Jr.	D10/8
D208,019 S	7/1967	Dottinger	D10/8
3,635,174 A	1/1972	Ball et al.	108/150
D223,372 S	4/1972	Allen	D6/4
3,787,605 A	1/1974	Van Gessel et al.	174/48
D234,559 S	3/1975	Waitzman	D6/3

4,163,867 A	8/1979	Breidenbach	174/48
D288,638 S	* 3/1987	Jones	D6/446
D294,544 S	3/1988	Kyle	D6/428
D296,165 S	6/1988	Ferguson et al.	D6/422
4,884,513 A	12/1989	Newhouse et al.	108/50
D324,789 S	3/1992	White	D6/445
D324,963 S	3/1992	LaCour	D6/422
D325,309 S	4/1992	Worrell	D6/509
D330,647 S	* 11/1992	Bennett	D6/432
5,272,988 A	12/1993	Kelley et al.	108/50
D353,063 S	12/1994	Brinkmann	D6/428
D358,069 S	5/1995	Brinkmann	D6/491
D378,033 S	* 2/1997	Volk, Jr.	D6/448
5,690,403 A	11/1997	Ellison et al.	312/223.6
6,457,422 B1	10/2002	Saul	108/50.02
D473,728 S	4/2003	Chang	D6/422
6,578,498 B1	6/2003	Draudt et al.	108/50.02
D477,161 S	7/2003	de Blois	D6/491

* cited by examiner

Primary Examiner—Cathron C. Brooks

(74) *Attorney, Agent, or Firm*—Baker & Daniels

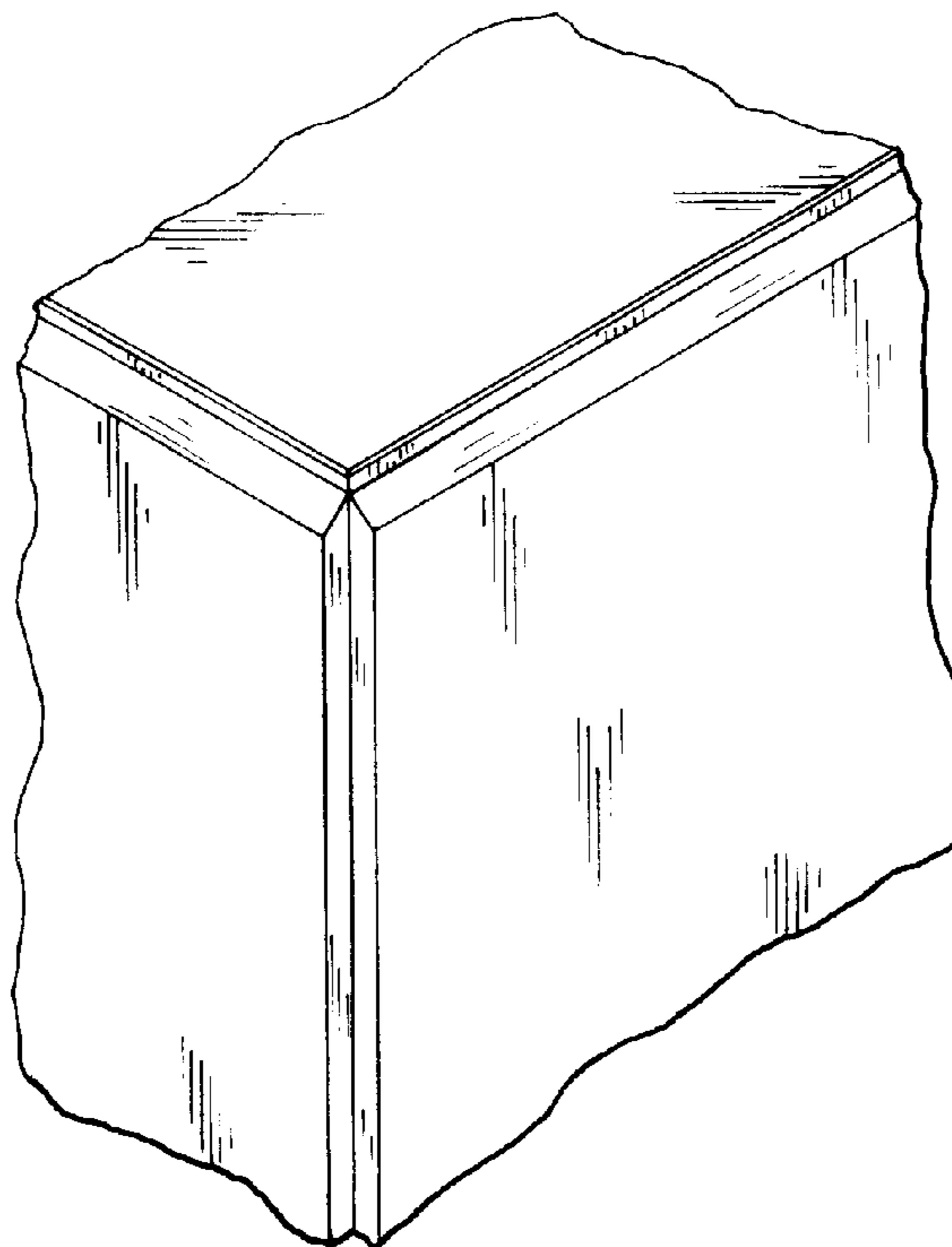
(57) **CLAIM**

The ornamental design for a furniture work surface and side panel juncture, as shown and described.

DESCRIPTION

FIG. 1 is a perspective view of a furniture work surface and side panel juncture according to our new design; FIG. 2 is a left side view thereof; FIG. 3 is a right side view thereof; and, FIG. 4 is a top view thereof.

1 Claim, 2 Drawing Sheets



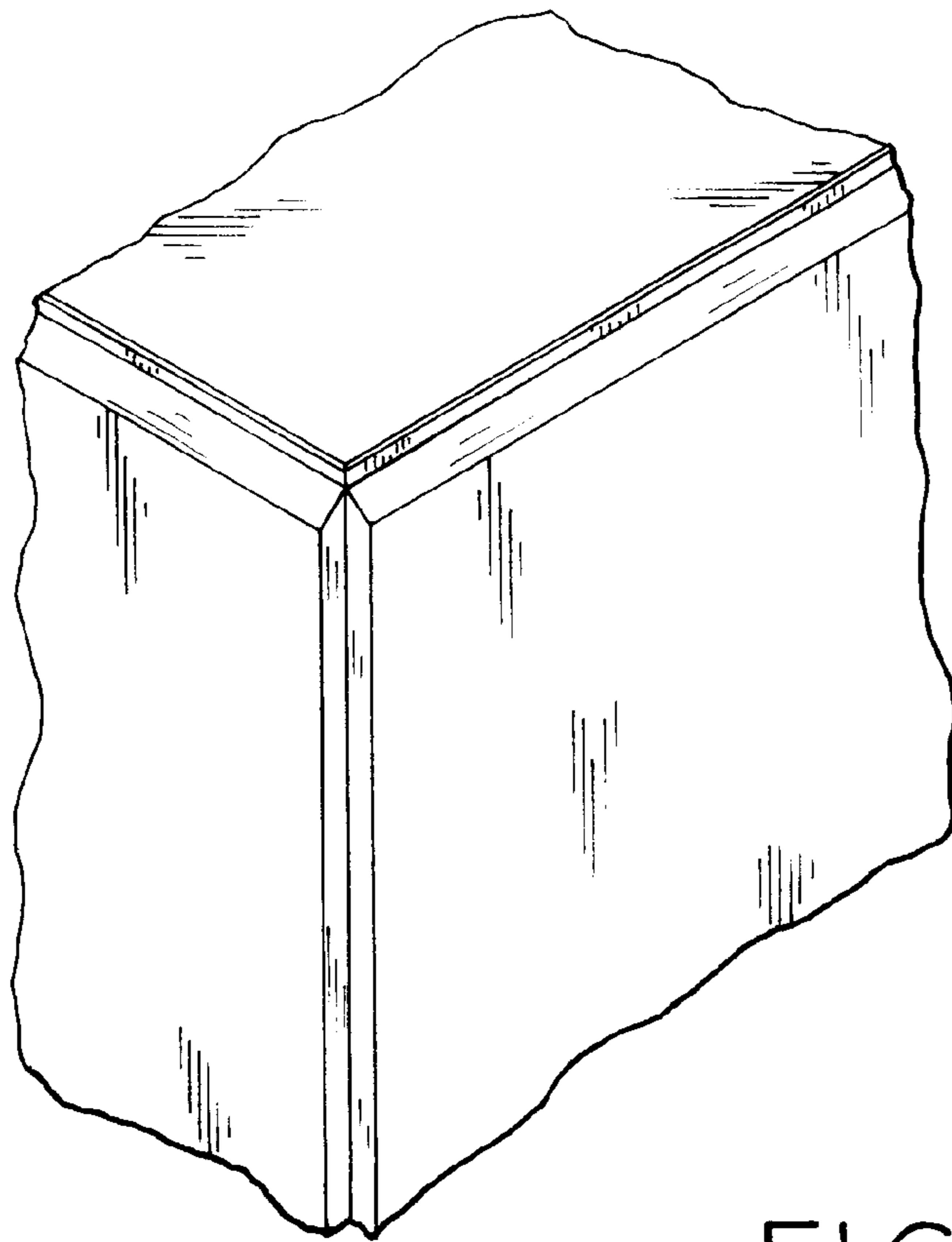


FIG. 1

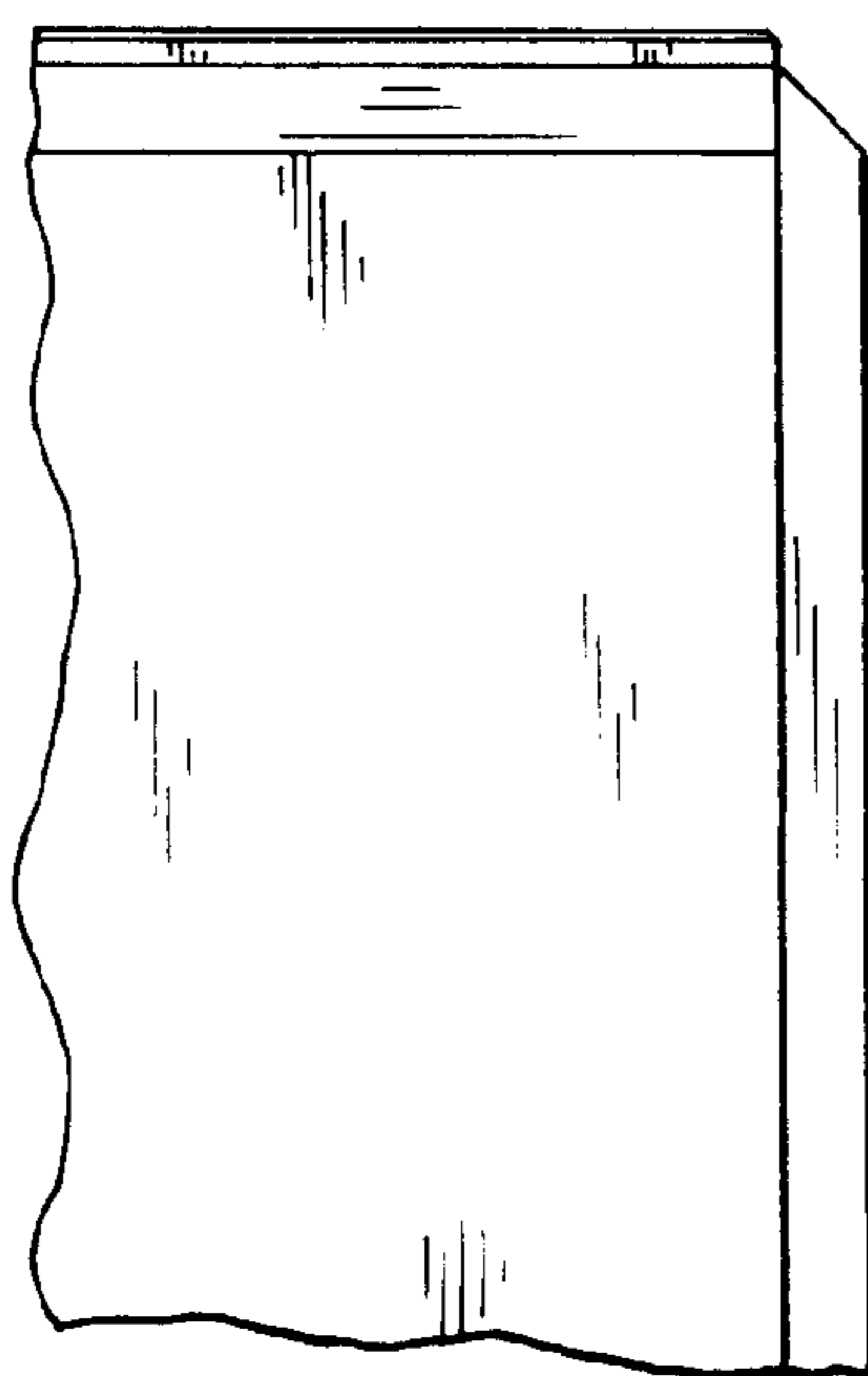


FIG. 2

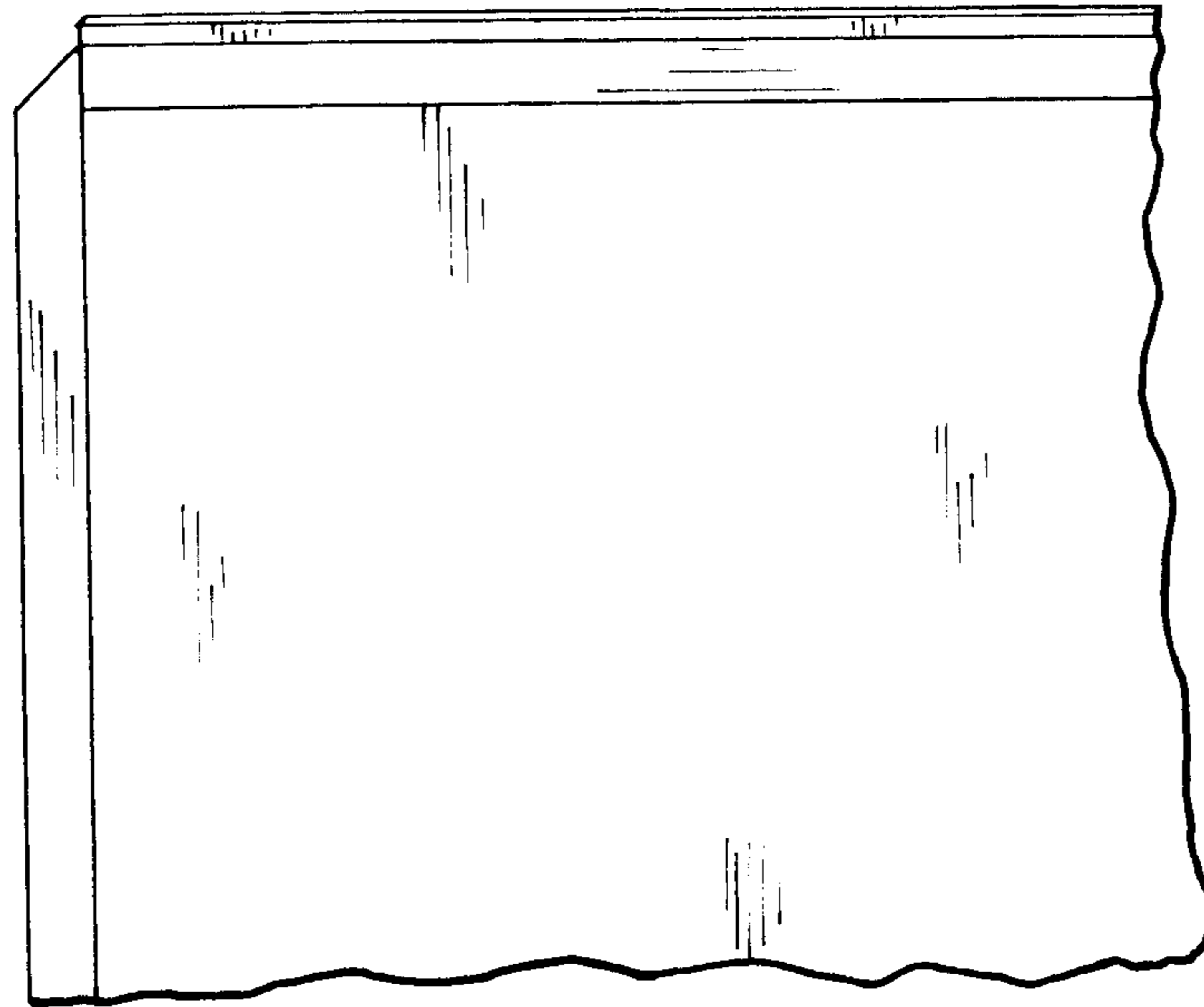


FIG. 3

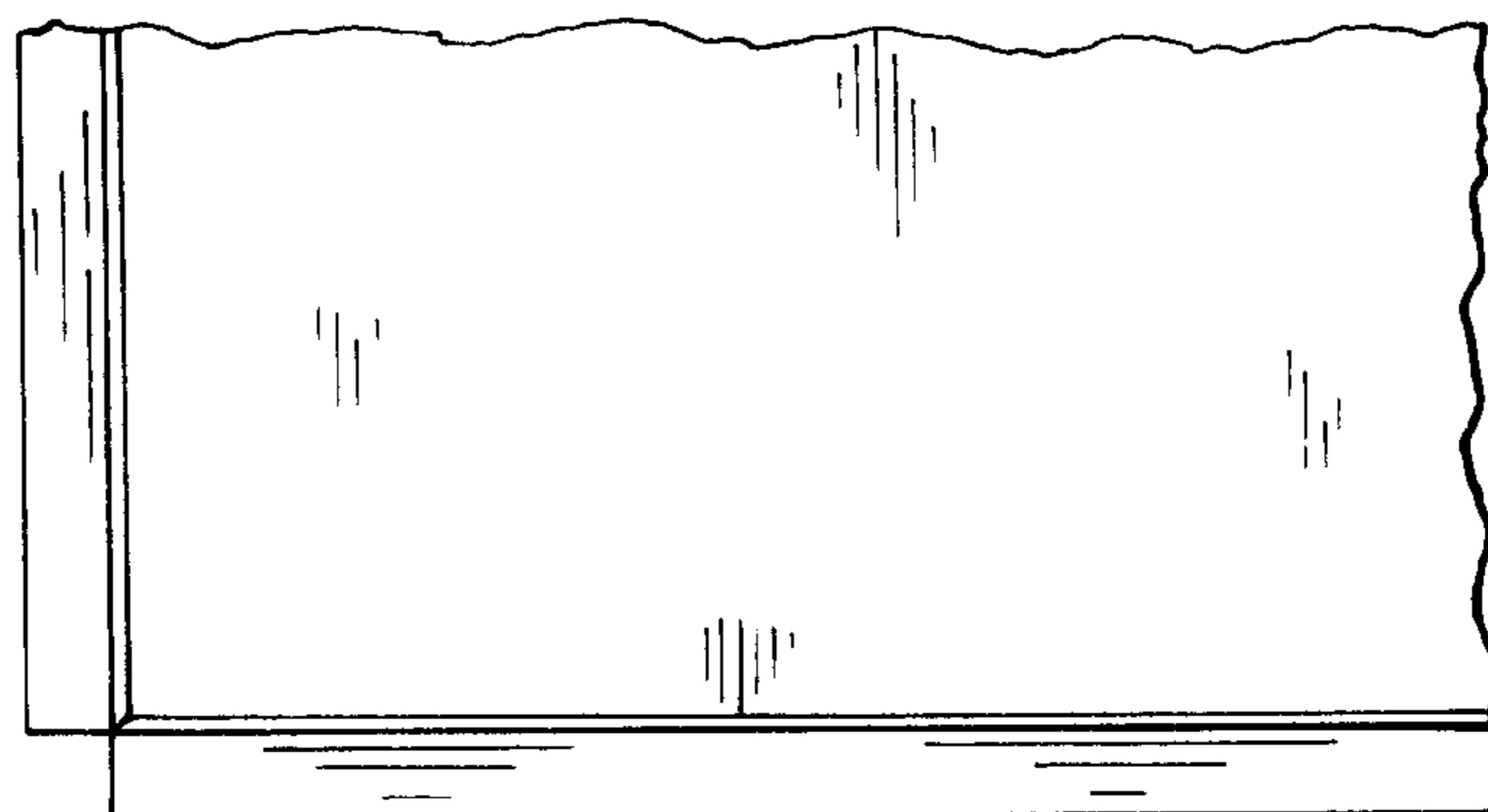


FIG. 4

UNITED STATES PATENT AND TRADEMARK OFFICE
CERTIFICATE OF CORRECTION

PATENT NO. : Des. 538,069 S
APPLICATION NO. : 29/221498
DATED : March 13, 2007
INVENTOR(S) : Henriott et al.


Page 1 of 1

It is certified that error appears in the above-identified patent and that said Letters Patent is hereby corrected as shown below:

On the Title Page, Item (75) change Inventor, Kevin [R] --T-- Rauscher

Signed and Sealed this

Fifteenth Day of December, 2009

A handwritten signature in black ink that reads "David J. Kappos". The signature is written in a cursive, flowing style.

David J. Kappos
Director of the United States Patent and Trademark Office