



US00D538059S

(12) **United States Design Patent**
Knorpp

(10) **Patent No.:** **US D538,059 S**

(45) **Date of Patent:** **** Mar. 13, 2007**

(54) **COLLAPSIBLE LAP TRAY**

(76) Inventor: **Daniel Knorpp**, 4301 Old Kent Ct.,
Keller, TX (US) 76248

(**) Term: **14 Years**

(21) Appl. No.: **29/251,055**

(22) Filed: **Jan. 3, 2006**

(51) **LOC (8) Cl.** **06-06**

(52) **U.S. Cl.** **D6/406.3**; D6/429

(58) **Field of Classification Search** D6/406.3,
D6/429, 406.5, 511, 406.4; D7/550.1, 554;
D21/837, 253; 135/137; 108/43, 115; 229/904;
211/126.1, 149, 126.6

See application file for complete search history.

(56) **References Cited**

U.S. PATENT DOCUMENTS

130,094	A	*	7/1872	White	108/43
D52,657	S	*	11/1918	Howland	D7/550.1
D259,904	S	*	7/1981	Ng et al.	D6/406.4
D315,463	S	*	3/1991	Spiegel	D6/511
5,671,479	A		9/1997	Dedrick		
D413,209	S	*	8/1999	Jarke	D6/406.3
D433,580	S	*	11/2000	Jarke et al.	D6/406.5
D442,795	S	*	5/2001	Holt	D6/406.3
D455,024	S	*	4/2002	Mimick et al.	D6/406.3
D472,728	S	*	4/2003	Harris et al.	D6/406.3

D499,575 S * 12/2004 Chan D6/406.3

* cited by examiner

Primary Examiner—Ian Simmons

Assistant Examiner—Charles Hanson

(74) *Attorney, Agent, or Firm*—James E. Walton

(57) **CLAIM**

The ornamental design for a collapsible lap tray, as shown and described.

DESCRIPTION

FIG. 1 is a perspective view of a collapsible lap tray showing my new design.

FIG. 2 is a top plan view thereof;

FIG. 3 is a left side elevational view thereof, the right side being a mirror image;

FIG. 4 is a front side elevational view thereof, the back side being a mirror image;

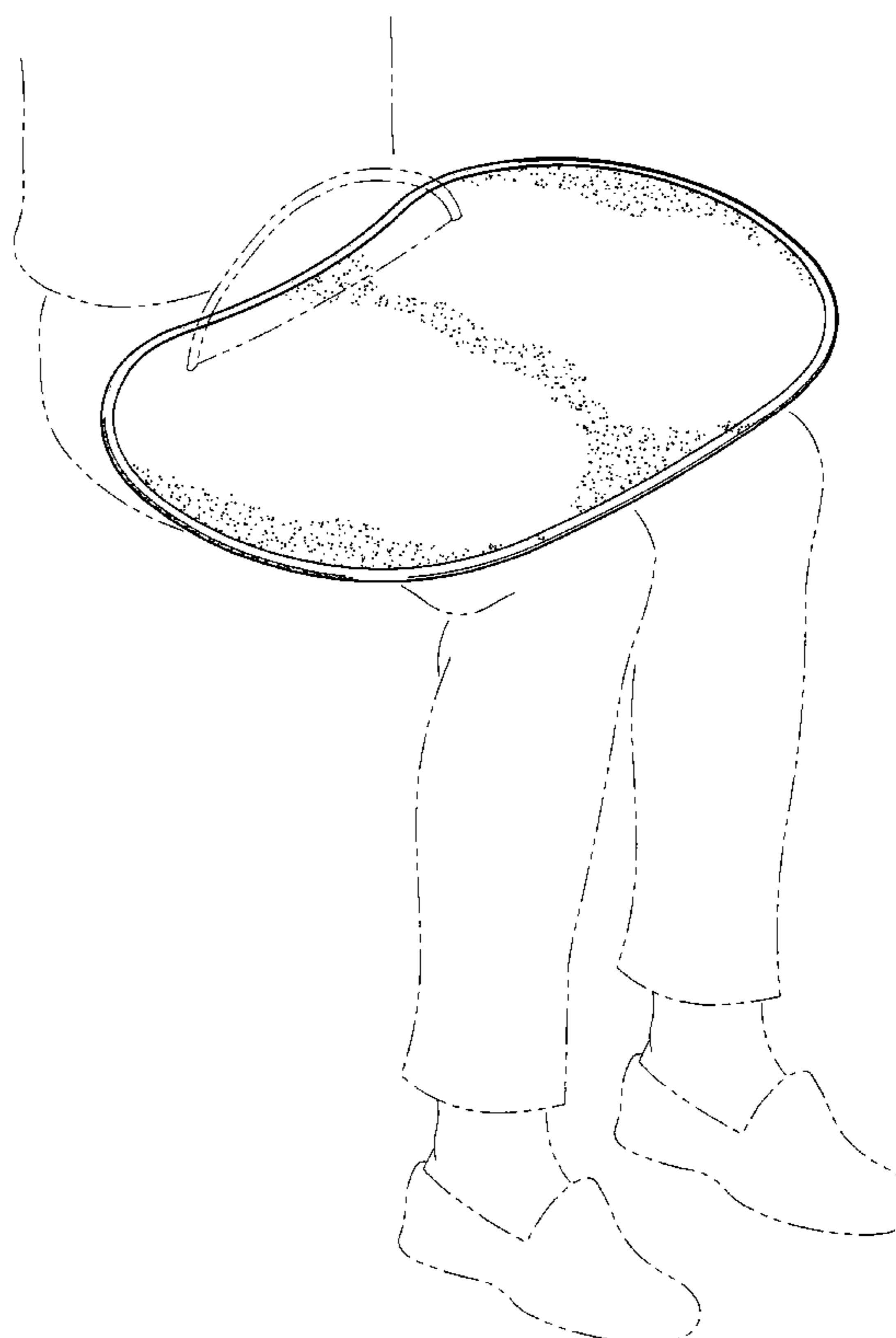
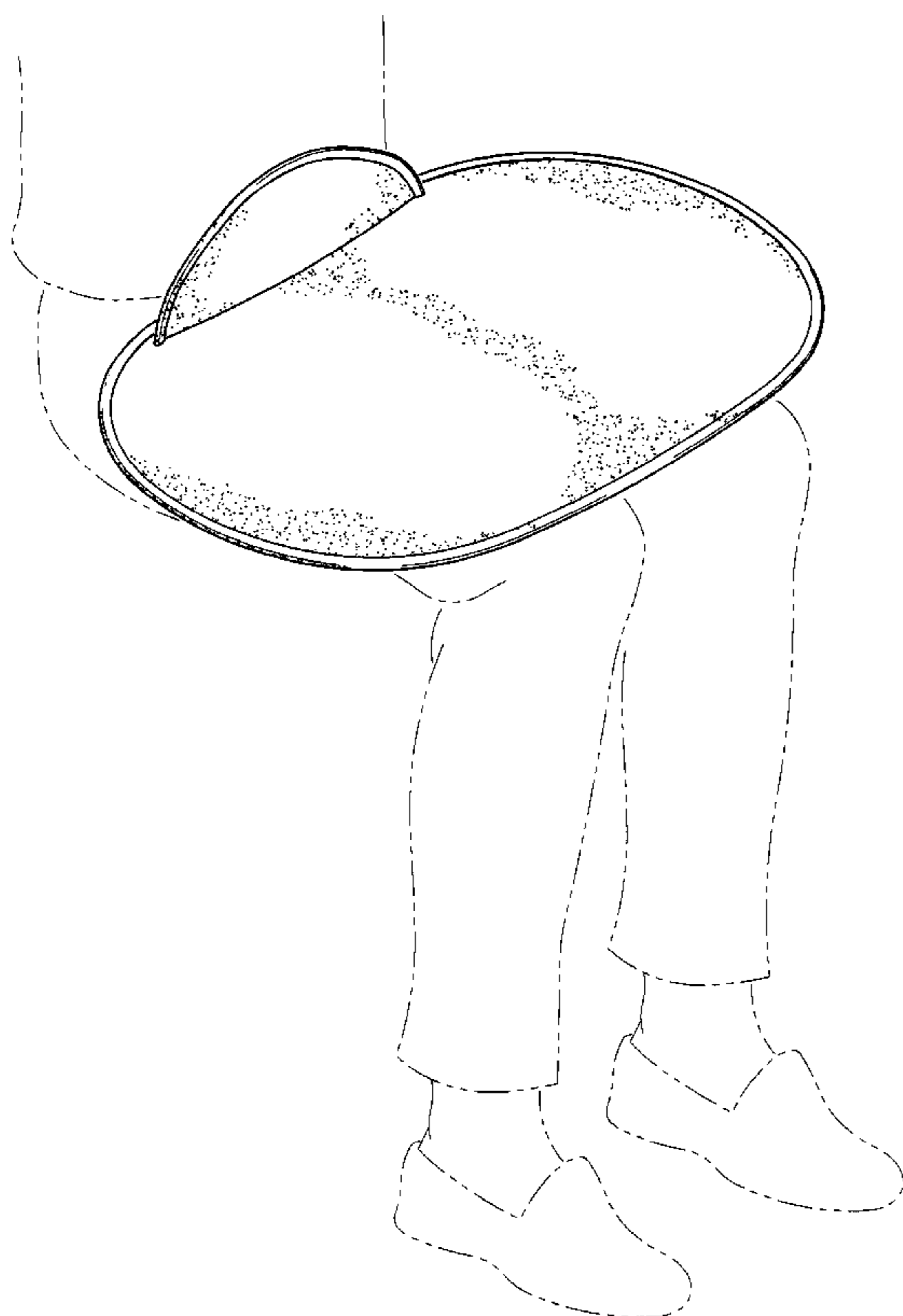
FIG. 5 is a bottom plan view thereof;

FIG. 6 is a perspective view thereof in a collapsed configuration; and,

FIG. 7 is a perspective view of an alternative embodiment of the design shown in FIG. 1.

The broken lines showing environment in FIGS. 1 and 7 are for illustrative purposes only and form no part of the claimed design.

1 Claim, 4 Drawing Sheets





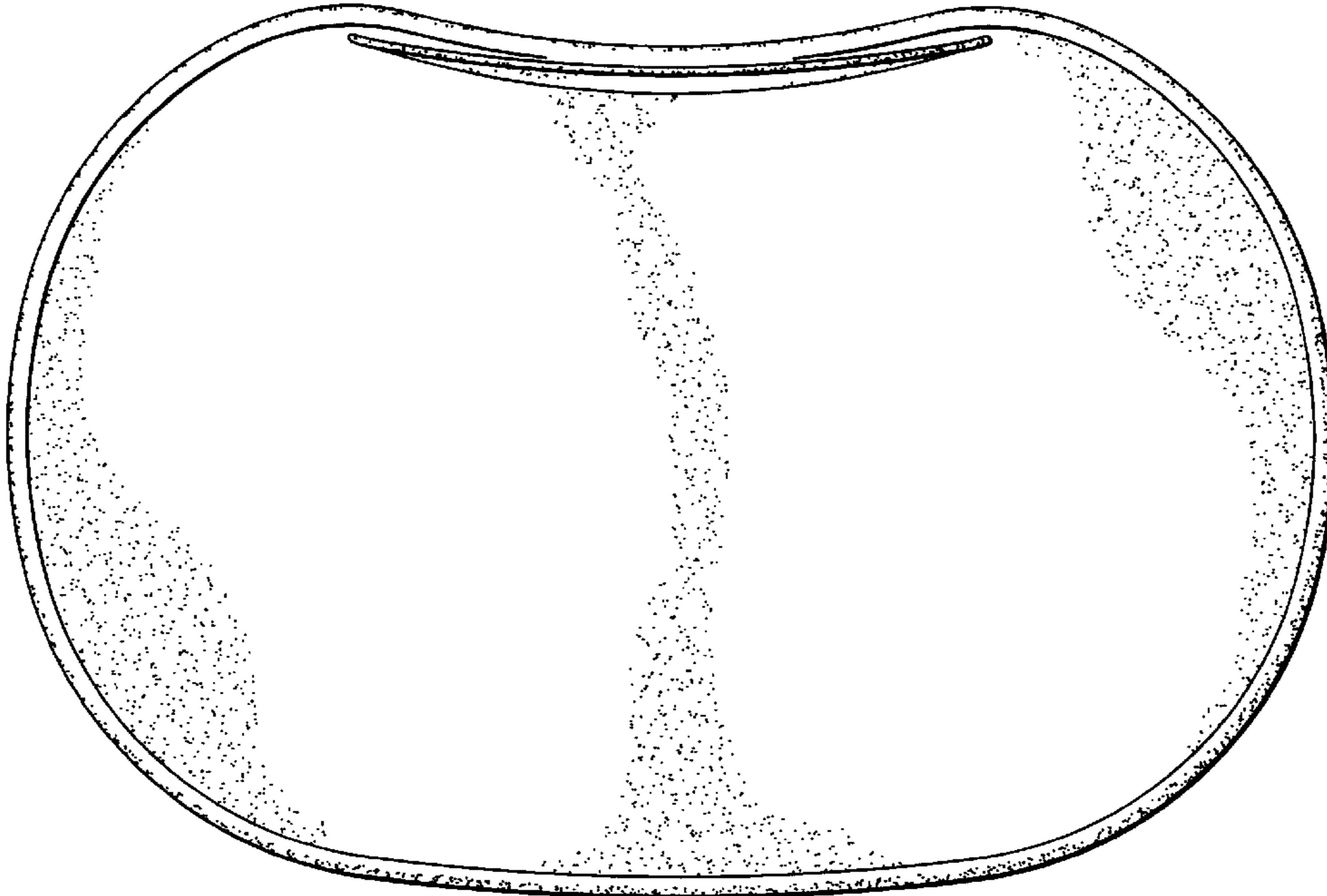


FIG. 2




FIG. 3

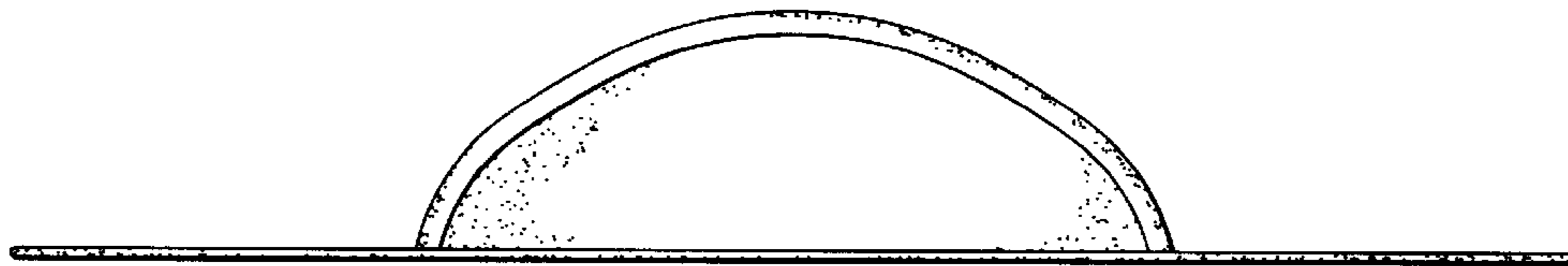


FIG. 4

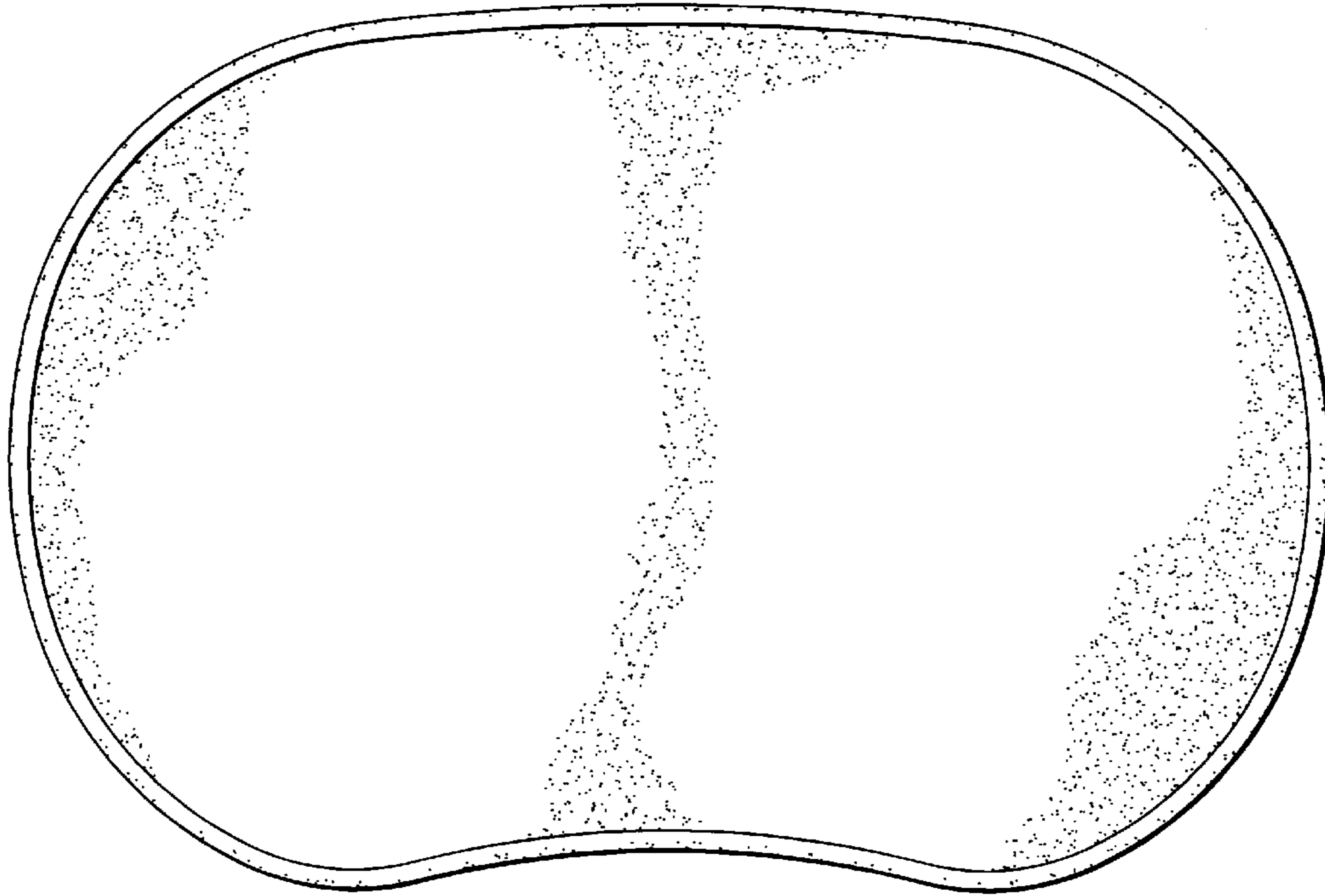


FIG. 5

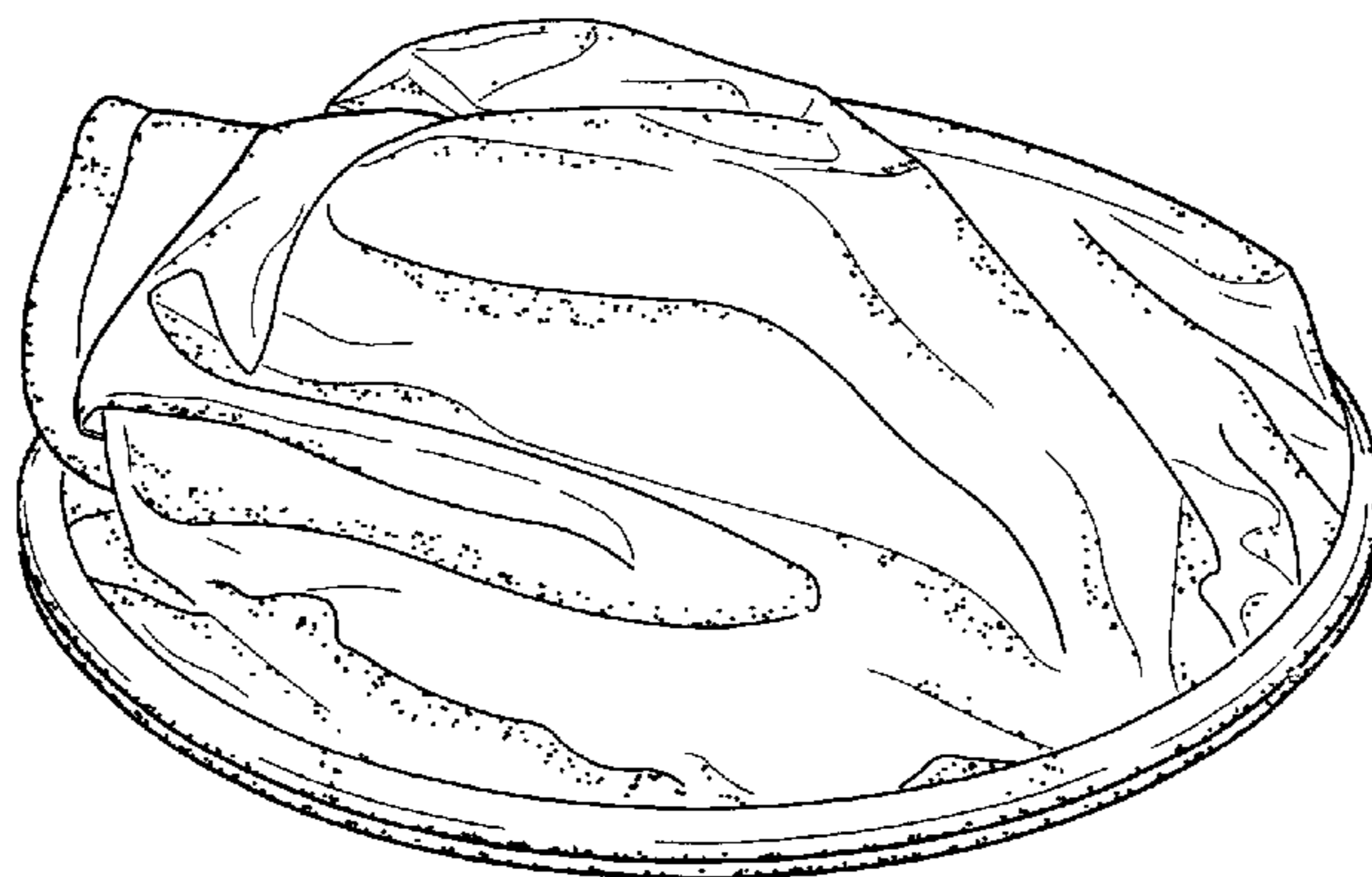


FIG. 6

