



US00D538058S

(12) **United States Design Patent**  
**Van Es**

(10) **Patent No.:** **US D538,058 S**  
(45) **Date of Patent:** **\*\* Mar. 13, 2007**

(54) **TWO STEP FLOWER BENCH DISPLAY RACK**

(76) Inventor: **Anton Van Es**, c/o 4664 Ontario Street, Beamsville, Ontario (CA), L0R 1B4

(\*\*) Term: **14 Years**

(21) Appl. No.: **29/201,956**

(22) Filed: **Mar. 24, 2004**

(51) **LOC (8) Cl.** ..... **06-04**

(52) **U.S. Cl.** ..... **D6/405; D6/460**

(58) **Field of Classification Search** ..... D6/334, D6/336, 349, 350, 396, 403-405, 411-416, D6/449-451, 458, 460-462, 464-469, 474, D6/491, 495, 497, 499, 509, 552, 556-558; D8/1; D11/143-149, 151, 164; 47/39, 41.01, 47/41.1, 44-47, 67; 211/71.1, 85.23, 196; 246/27.8, 121, 153, 156, 175

See application file for complete search history.

(56) **References Cited**

**U.S. PATENT DOCUMENTS**

D193,748 S	*	10/1962	Goldstein et al.	.....	D6/464
D212,791 S	*	11/1968	O'Donovan	.....	D6/474
D215,773 S	*	10/1969	Maslow	.....	D6/462
D244,982 S	*	7/1977	Parra	.....	D6/464
D308,776 S	*	6/1990	Yau Kee	.....	D6/464
D319,356 S	*	8/1991	Vukelich, Sr.	.....	D6/405
D351,072 S	*	10/1994	Emalfarb et al.	.....	D6/405

D355,087 S	*	2/1995	Billingsley	.....	D6/464
D367,375 S	*	2/1996	Vukelich, Sr.	.....	D6/405
D397,888 S	*	9/1998	Teng	.....	D6/464
D397,892 S	*	9/1998	Shaha	.....	D6/552
D407,242 S	*	3/1999	Tseng	.....	D6/464
D429,092 S	*	8/2000	Walter	.....	D6/465
D438,402 S	*	3/2001	Walsh	.....	D6/449
D440,793 S	*	4/2001	Iannaccone	.....	D6/449
D461,429 S	*	8/2002	Holland	.....	D11/148
D471,033 S	*	3/2003	Yamaguchi	.....	D6/465
D471,381 S	*	3/2003	Yamaguchi	.....	D6/465
D499,922 S	*	12/2004	Anderson et al.	.....	D6/566

\* cited by examiner

*Primary Examiner*—Robert M. Spear  
*Assistant Examiner*—Garth Rademaker

(57) **CLAIM**

The ornamental design for a two step flower bench display rack, as shown.

**DESCRIPTION**

FIG. 1 is a front perspective view of a two step flower bench display rack, showing my new design.

FIG. 2 is a rear perspective view thereof, shown at a reduced scale.

FIG. 3 is a front elevational view thereof, shown at an enlarged scale; and,

FIG. 4 is a left side elevational view thereof, shown at an enlarged scale.

**1 Claim, 4 Drawing Sheets**



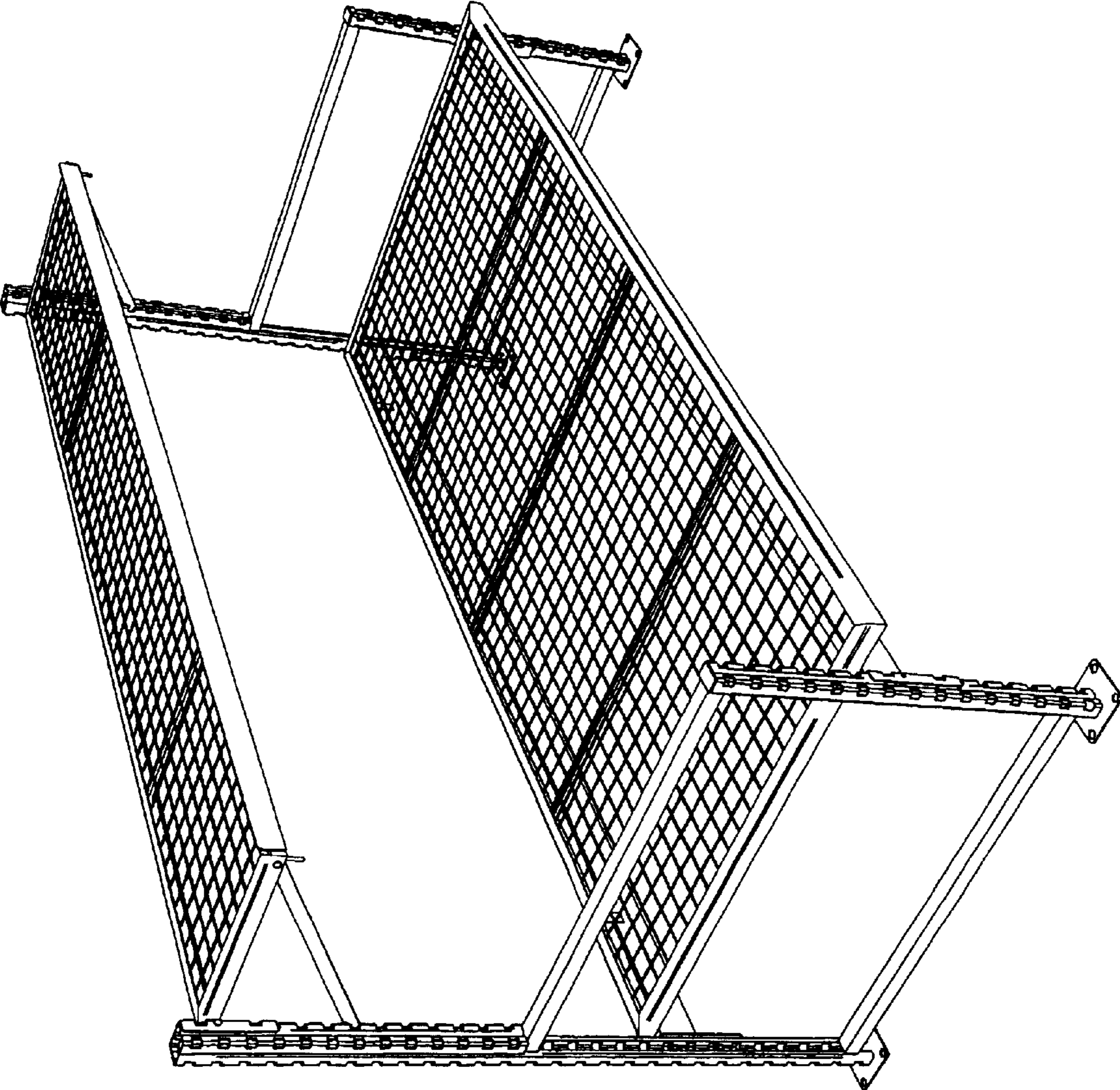
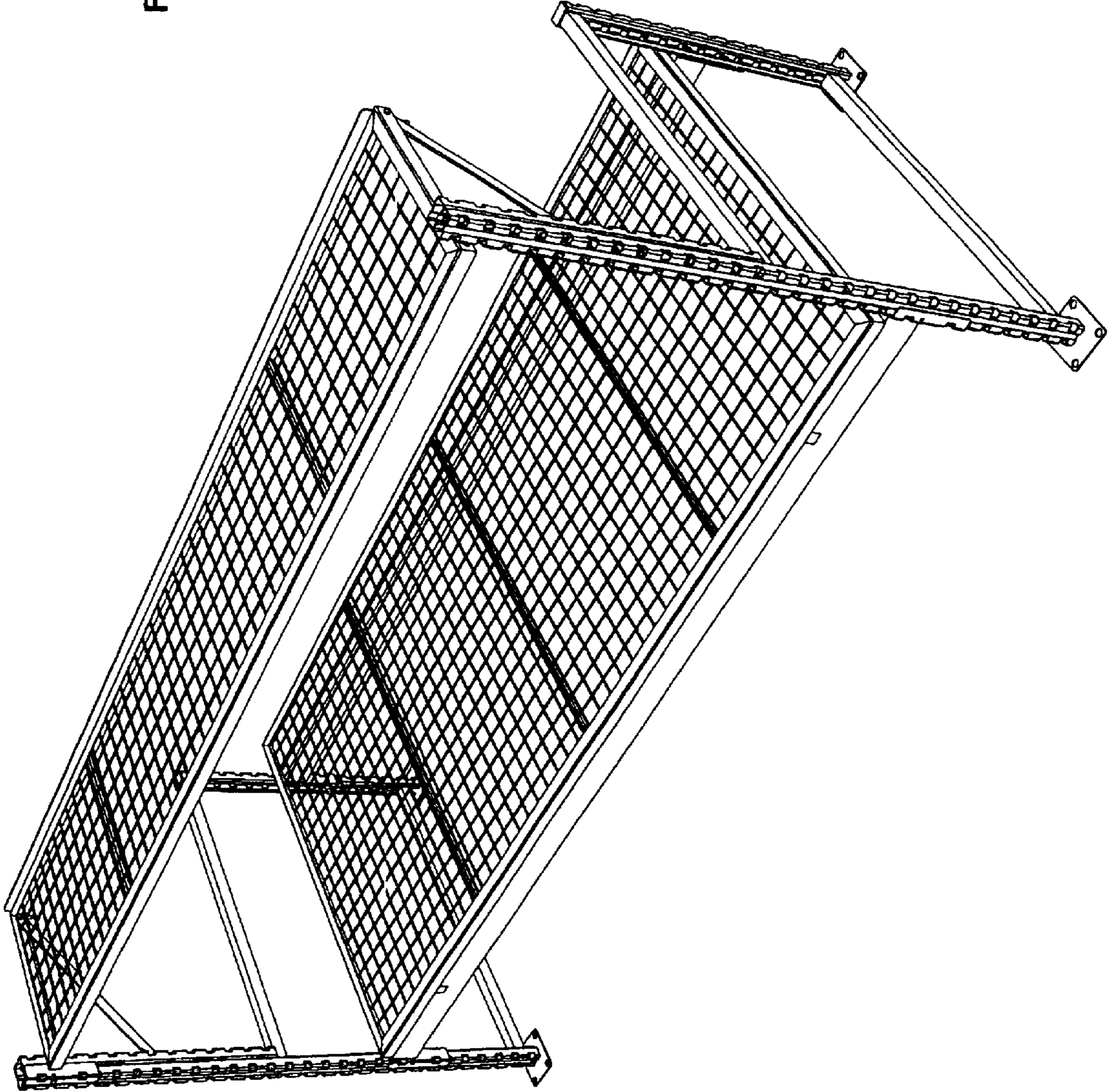


FIGURE-1

FIGURE-2






FIGURE-3

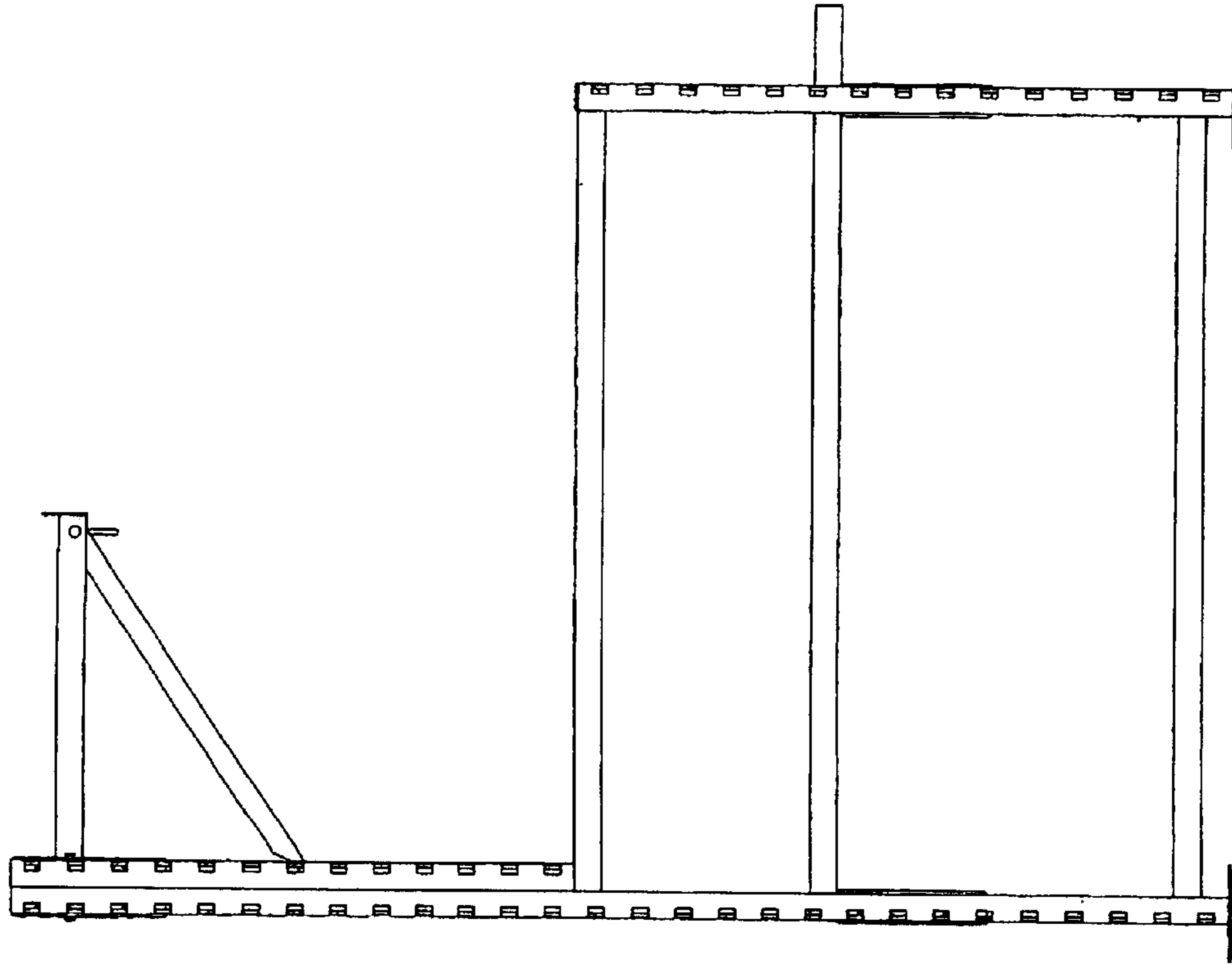


FIGURE-4