



US00D538056S

(12) **United States Design Patent**  
**Lifeng**

(10) **Patent No.:** **US D538,056 S**

(45) **Date of Patent:** **\*\* Mar. 13, 2007**

(54) **MESSAGE CHAIR**

(75) Inventor: **Xu Lifeng**, Suzhou (CN)

(73) Assignee: **Interactive Health, LLC**, Long Beach, CA (US)

(\*\*) Term: **14 Years**

(21) Appl. No.: **29/240,168**

(22) Filed: **Oct. 7, 2005**

(51) **LOC (8) Cl.** ..... **06-01**

(52) **U.S. Cl.** ..... **D6/367**

(58) **Field of Classification Search** ..... D6/334–336,  
D6/360, 361, 367, 371, 373, 379, 500–502;  
297/68, 271.1, 271.2, 271.3, 411.45, 423.19,  
297/423.3, 353, 354.1; 601/49, 57–59, 97–99,  
601/102, 115, 116, 148, 149

See application file for complete search history.

(56) **References Cited**

**U.S. PATENT DOCUMENTS**

D372,801 S	*	8/1996	Fujimoto et al.	.....	D6/367
D372,802 S	*	8/1996	Fujimoto et al.	.....	D6/367
D418,990 S	*	1/2000	Oguri et al.	.....	D6/367
D471,372 S	*	3/2003	Inada et al.	.....	D6/367
D476,492 S	*	7/2003	Yamamoto et al.	.....	D6/335
D491,375 S	*	6/2004	Yuyama	.....	D6/335
D500,212 S	*	12/2004	Potter	.....	D6/367
D500,608 S	*	1/2005	Potter et al.	.....	D6/367
D502,607 S	*	3/2005	Miyake et al.	.....	D6/335

D502,817 S	*	3/2005	Inada et al.	.....	D6/367
D508,617 S	*	8/2005	Potter	.....	D6/367
D517,337 S	*	3/2006	Mori	.....	D6/367
2005/0033204 A1	*	2/2005	Nakamura et al.	.....	601/98

\* cited by examiner

*Primary Examiner*—Mimosa De

(74) *Attorney, Agent, or Firm*—Christie, Parker & Hale, LLP.

(57) **CLAIM**

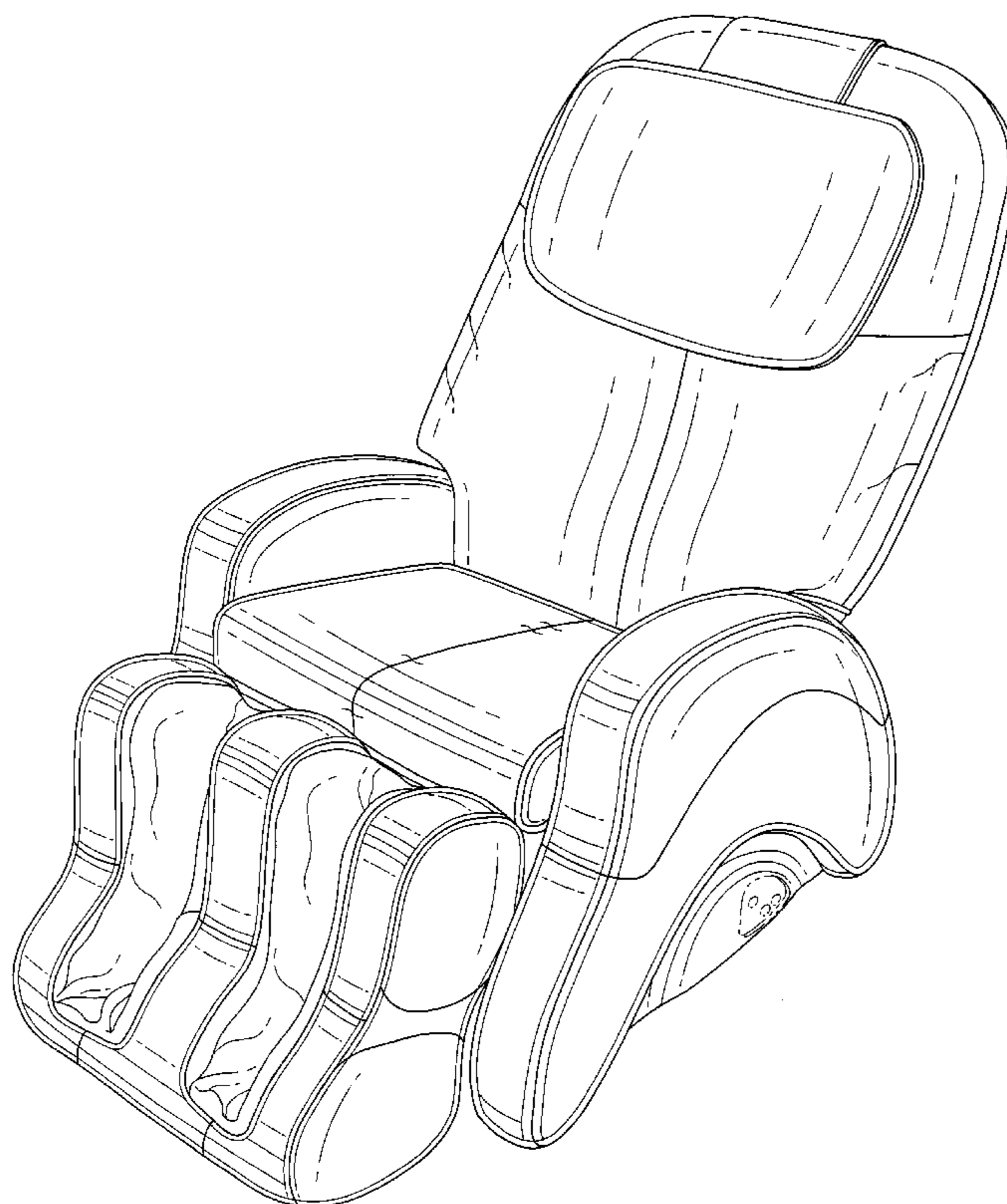
The ornamental design for massage chair, as shown and described.

**DESCRIPTION**

FIG. 1 is a perspective view of the massage chair according to the present invention;  
FIG. 2 is a side view of the massage chair according to the present invention;  
FIG. 3 is a front of the massage chair according to the present invention;  
FIG. 4 is another side view of the massage chair according to the present invention;  
FIG. 5 is a rear view of the massage chair according to the present invention; and,  
FIG. 6 is a top view of the massage chair according to the present invention.

The broken lines showing of a small member near the bottom side of the chair in FIGS. 1 and 4 are for illustrative purposes only and form no part of the claimed design.

**1 Claim, 5 Drawing Sheets**



*FIG. 1*

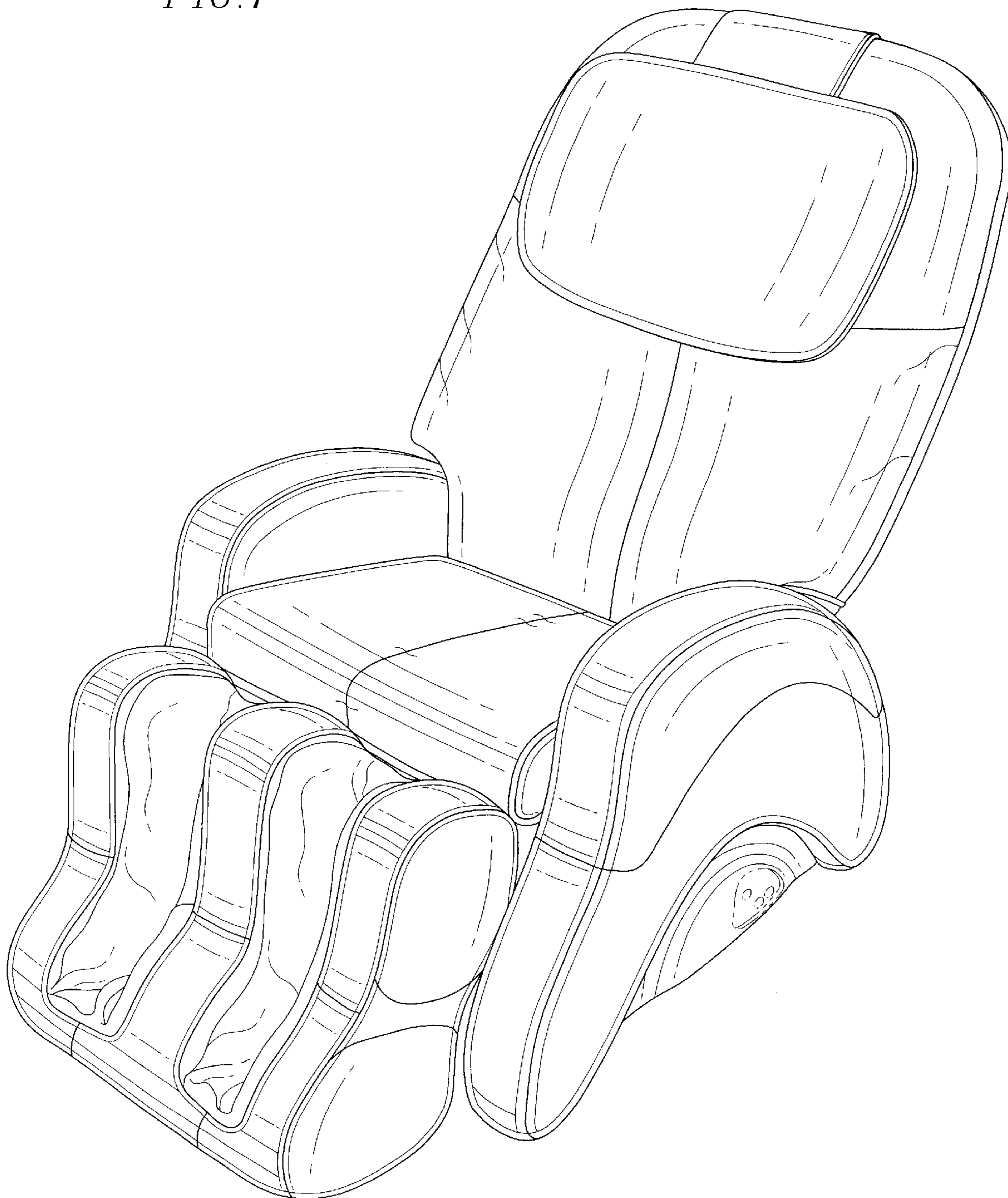
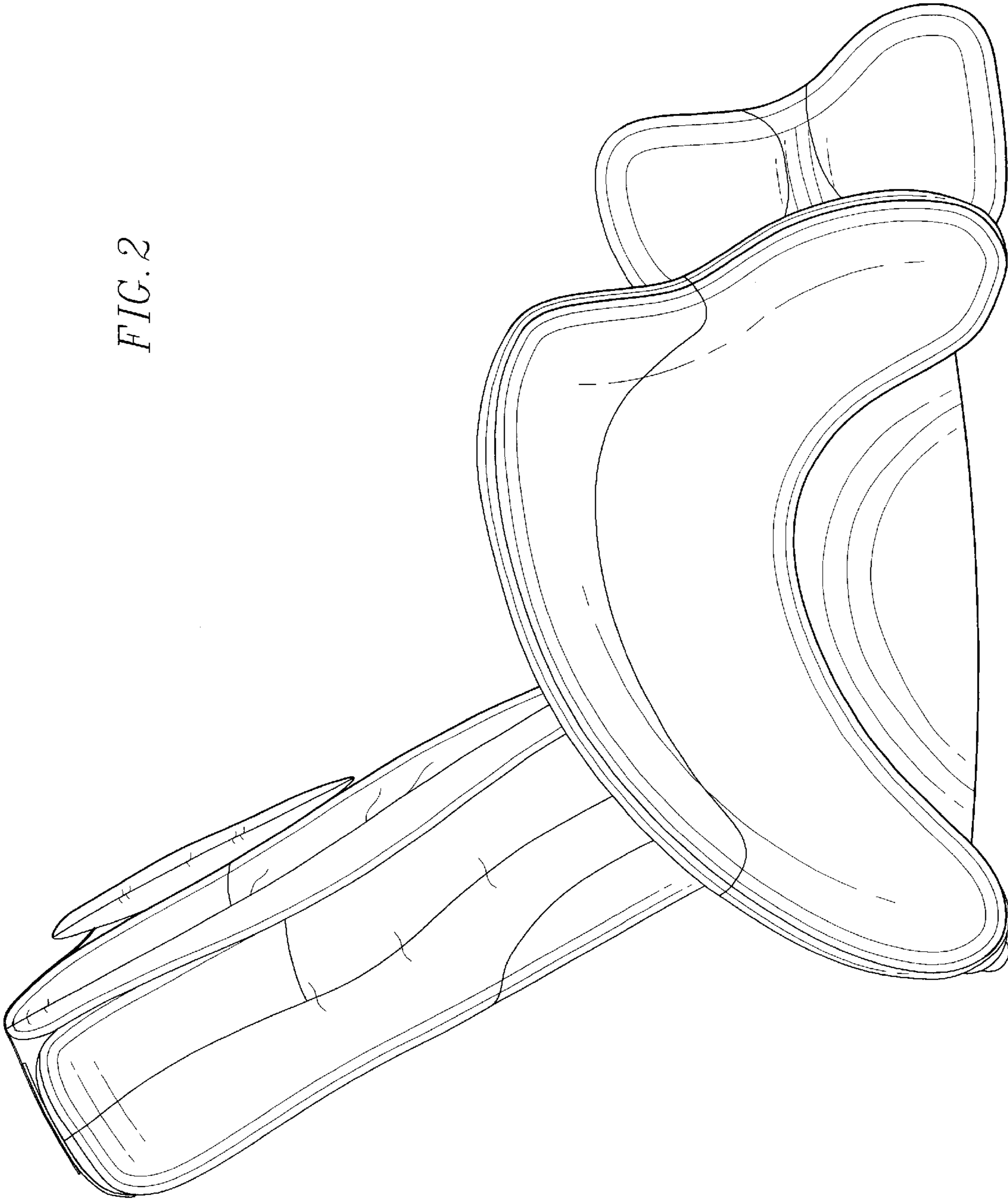


FIG. 2



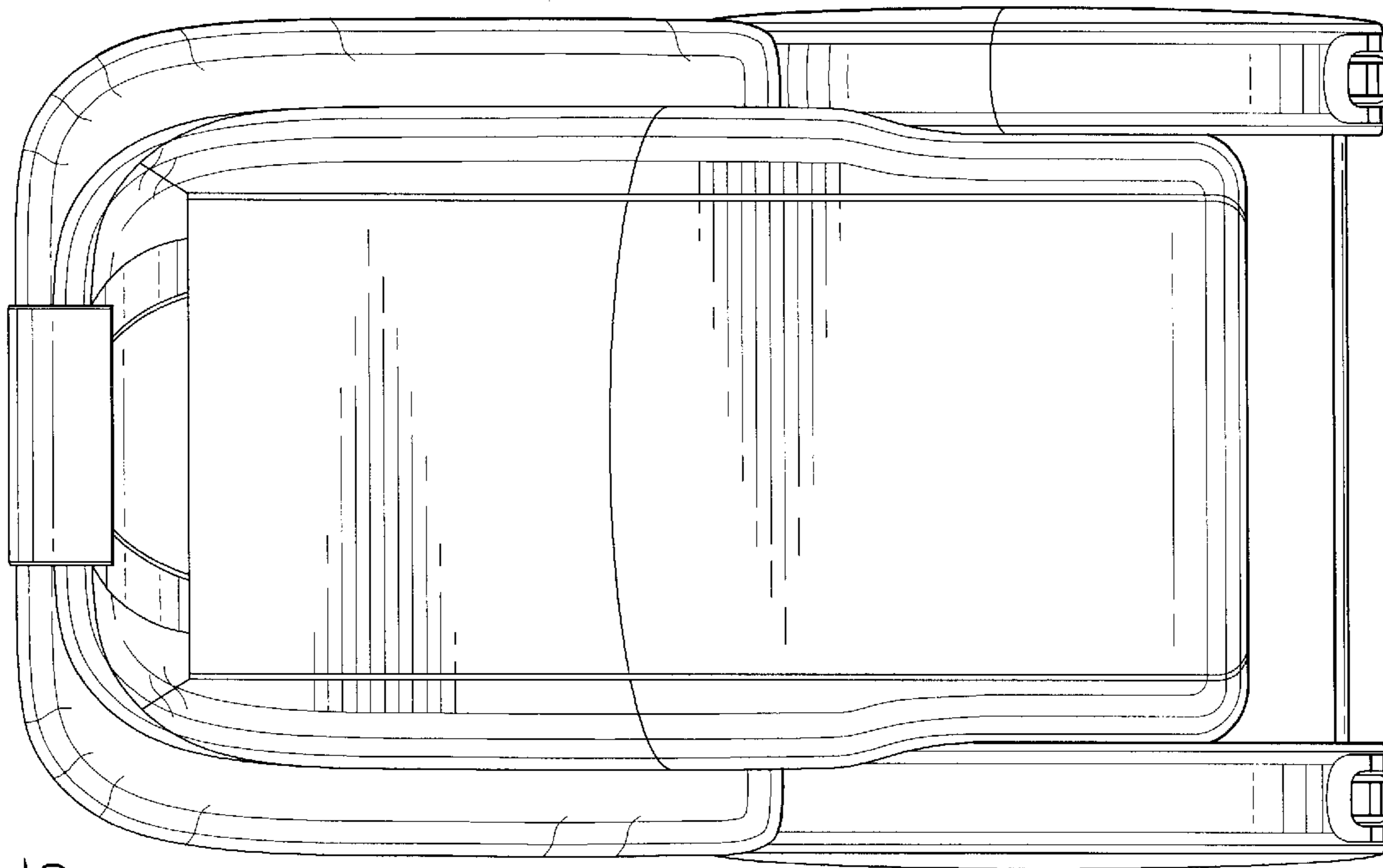


FIG. 5

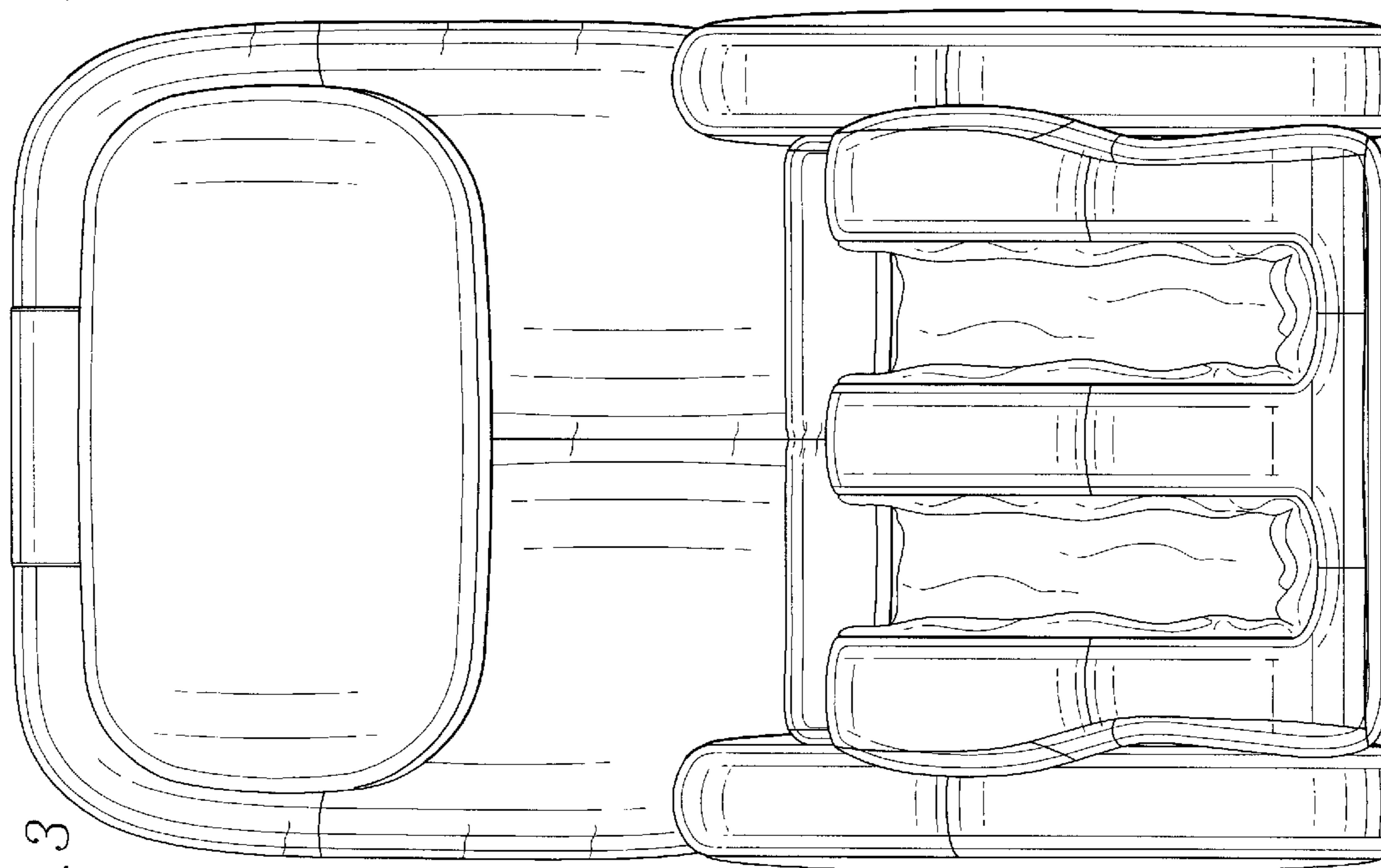


FIG. 3

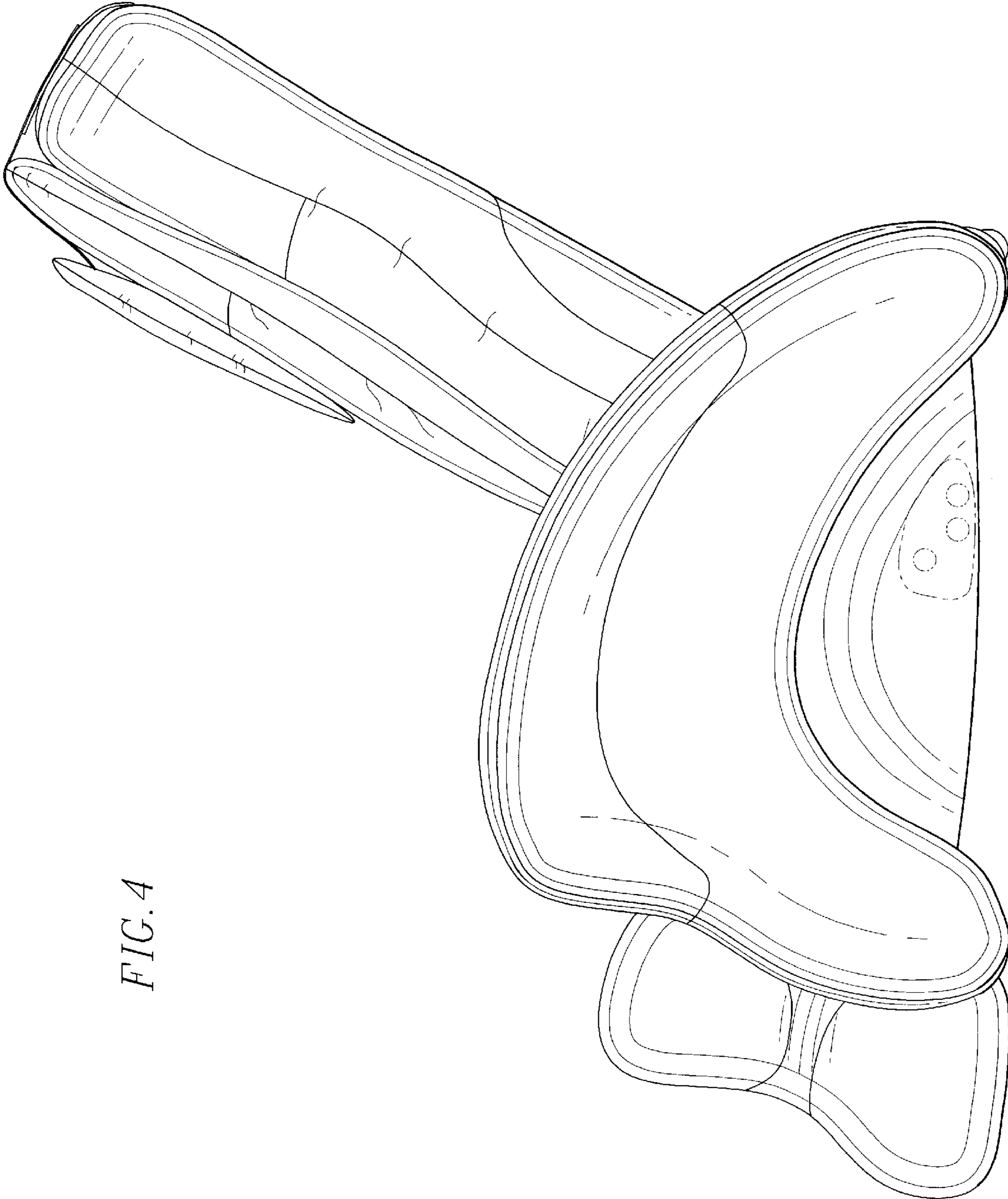


FIG. 4

FIG. 6

