



US00D538044S

(12) **United States Design Patent**
Rehkemper

(10) **Patent No.:** **US D538,044 S**

(45) **Date of Patent:** **** Mar. 13, 2007**

(54) **COMBINED TOOTHBRUSH WITH COVER**

JP 06217828 A * 8/1994

(75) Inventor: **Steven Rehkemper**, Chicago, IL (US)

* cited by examiner

(73) Assignee: **Rehco, LLC**, Chicago, IL (US)

Primary Examiner—Alan P. Douglas
Assistant Examiner—Lavone D. Tabor

(**) Term: **14 Years**

(57) **CLAIM**

(21) Appl. No.: **29/190,504**

The ornamental design for a combined toothbrush with cover, as shown and described.

(22) Filed: **Sep. 22, 2003**

DESCRIPTION

(51) **LOC (8) Cl.** **04-02**

FIG. 1 is an exploded perspective view of a first embodiment of a combined toothbrush with cover showing the new design;

(52) **U.S. Cl.** **D4/108**

FIG. 2 is a front and right side perspective view thereof, with the cover in place;

(58) **Field of Classification Search** D4/104–113,
D4/121; D1/101, 102, 105; 15/167.1, 184,
15/248.1; 132/308, 309; 206/15.2, 15.3, 361,
206/362.2, 362.3

FIG. 3 is a top view of FIG. 2;

FIG. 4 is a front view of FIG. 2;

See application file for complete search history.

FIG. 5 is a side view of FIG. 2, the opposite side being a mirror image;

FIG. 6 is a bottom plan view of FIG. 2;

(56) **References Cited**

U.S. PATENT DOCUMENTS

- 860,527 A * 7/1907 Cochrane 15/248.1
- D139,532 S * 11/1944 Trecek D4/108
- D215,917 S * 11/1969 Hendrick D1/102
- D292,448 S * 10/1987 Vianello D4/104
- D330,976 S * 11/1992 Tiramani et al. D4/108
- D438,383 S * 3/2001 Doat D4/104
- 6,702,113 B2 * 3/2004 Marino 206/362.2
- 2004/0129580 A1 * 7/2004 Cochran et al. 206/15.2

FIG. 7 is a front and right side view of a second embodiment of combined toothbrush with cover perspective, wherein the cover is translucent;

FIG. 8 is a top view of FIG. 7;

FIG. 9 is a front view of FIG. 7;

FIG. 10 is a rear view of FIG. 7;

FIG. 11 is a side view of FIG. 7, the opposite side being a mirror image;

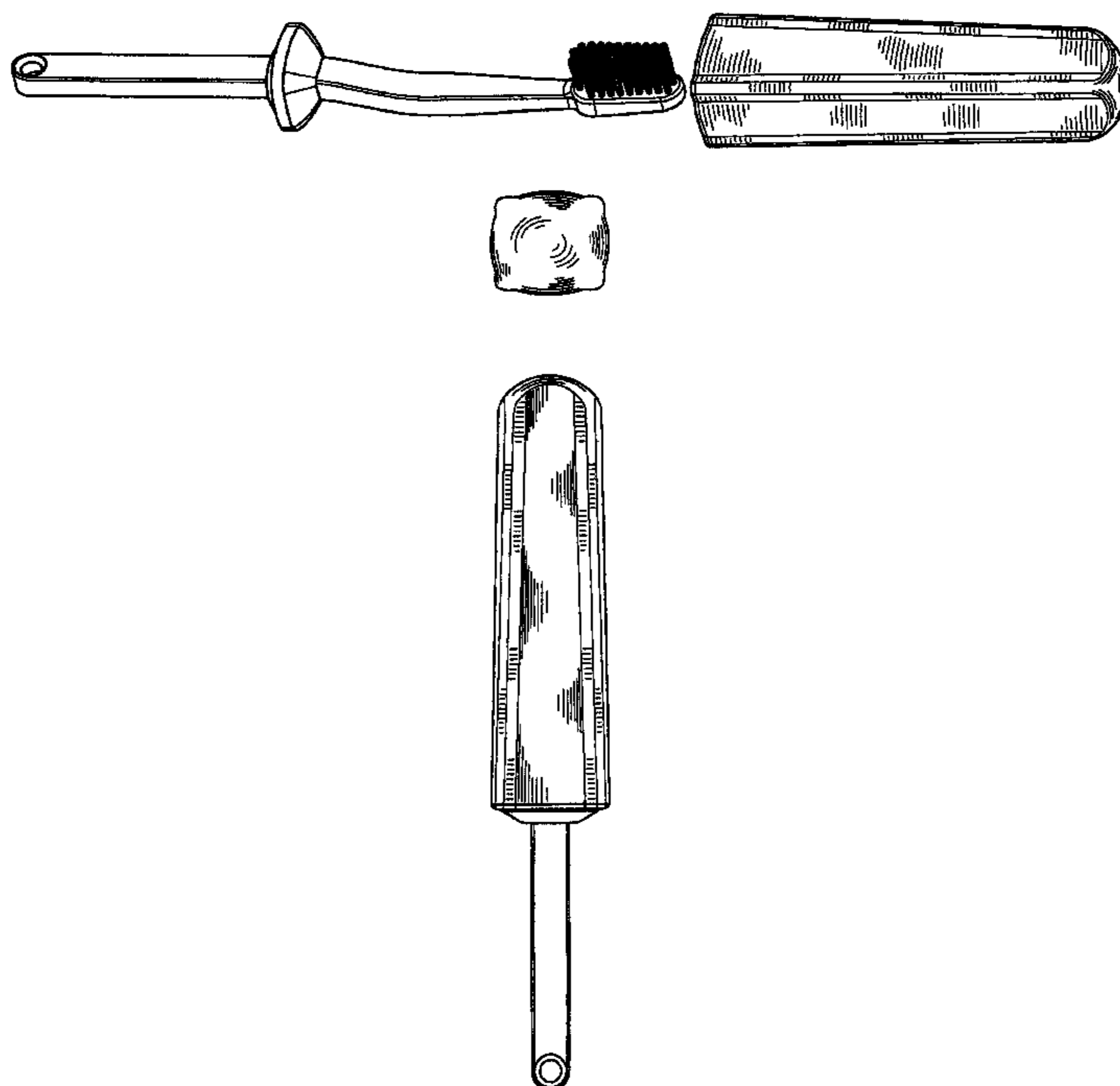
FIG. 12 is a bottom plan view of FIG. 7; and,

FIG. 13 is an exploded front and right side perspective view of FIG. 7.

FOREIGN PATENT DOCUMENTS

JP 06090823 A * 4/1994

1 Claim, 4 Drawing Sheets






FIG. 1

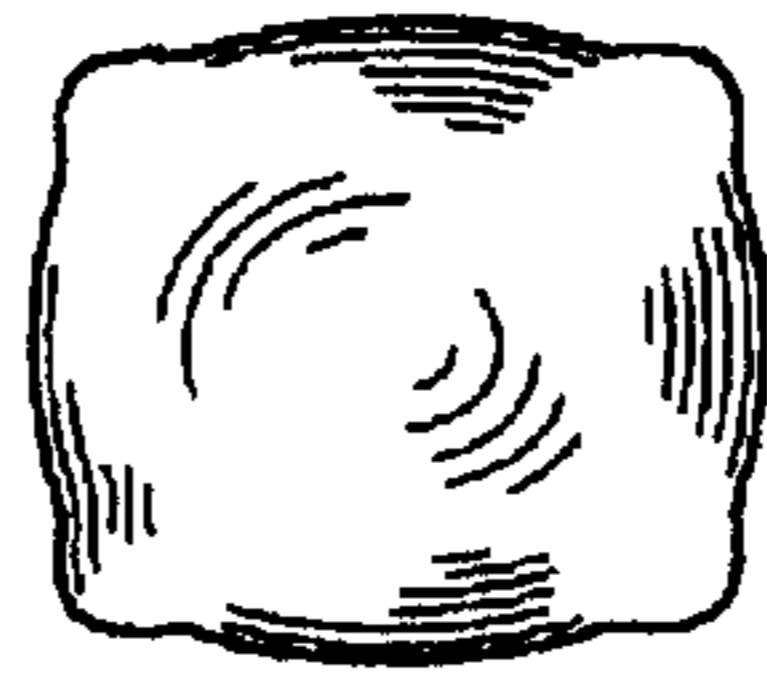


FIG. 3

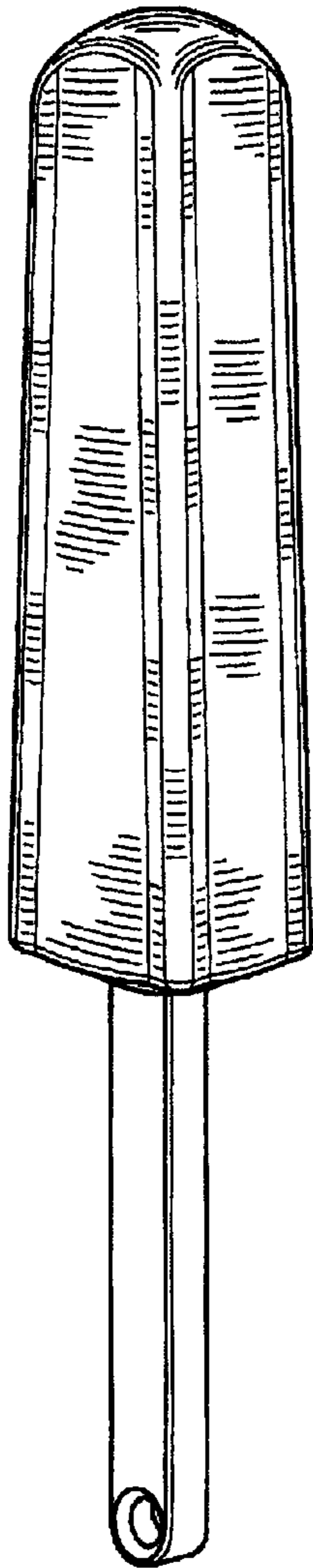


FIG. 2

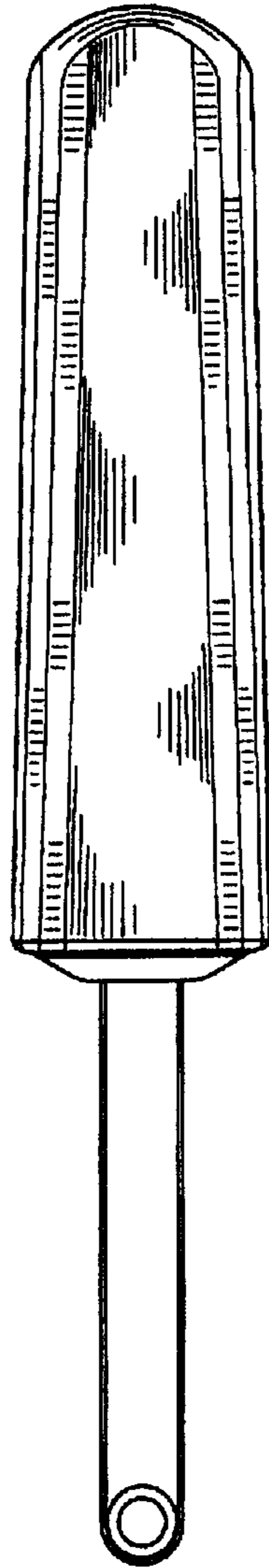


FIG. 4



FIG. 5

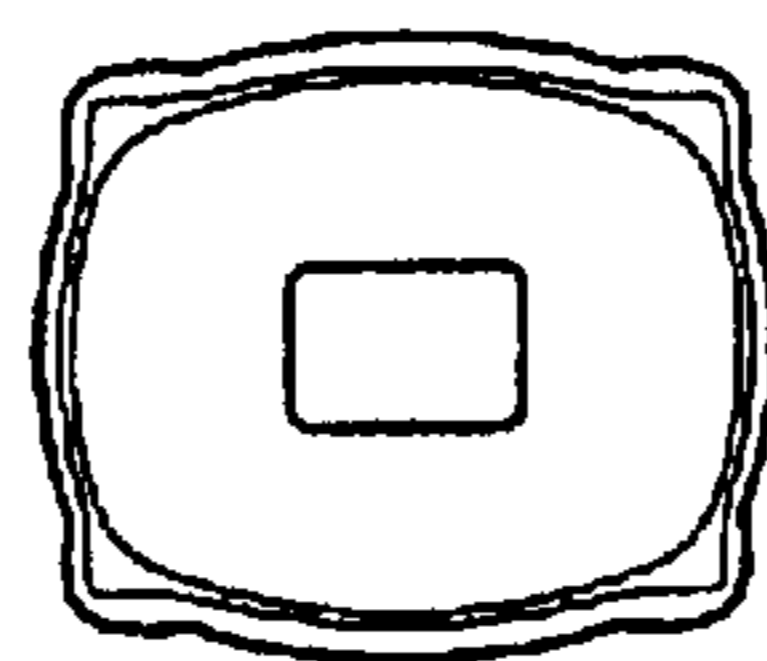


FIG. 6

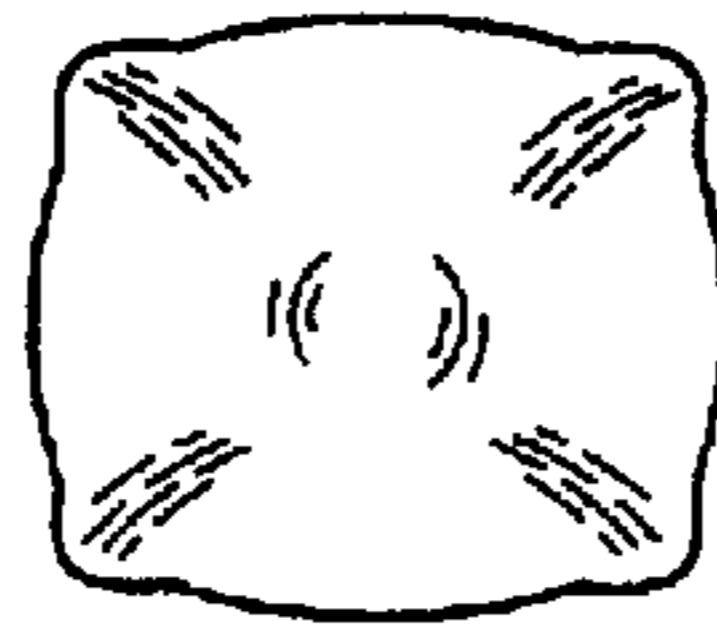


FIG. 8




FIG. 7

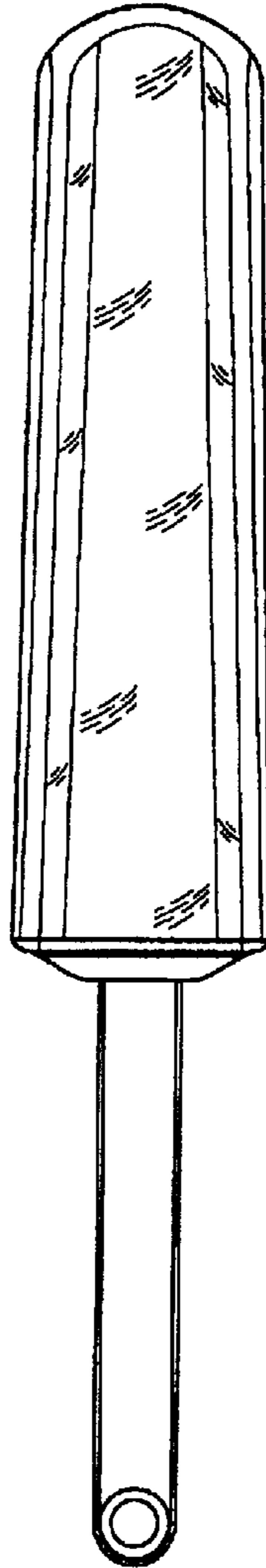


FIG. 9




FIG. 10

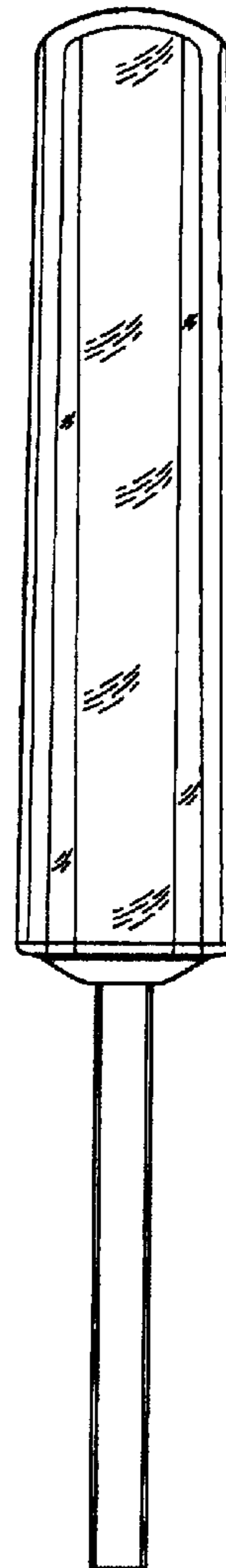


FIG. 11

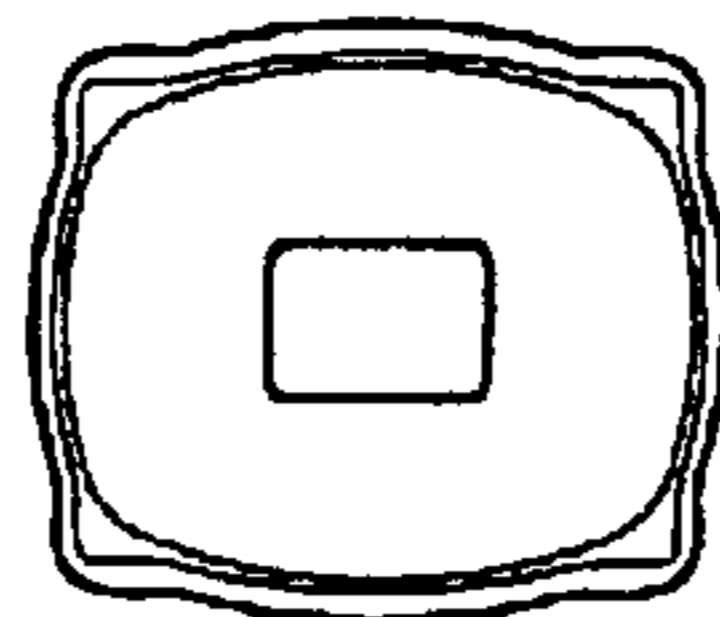


FIG. 12

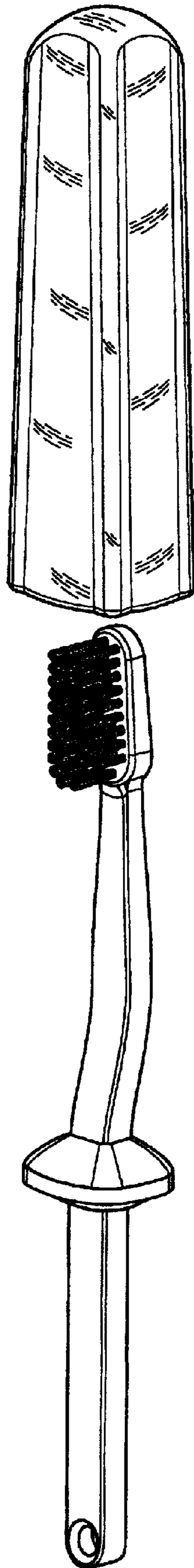


FIG. 13