



US00D538039S

(12) **United States Design Patent**
Metcalf et al.

(10) **Patent No.:** **US D538,039 S**

(45) **Date of Patent:** **** Mar. 13, 2007**

(54) **TOOL CASE**

(75) Inventors: **Steven K. Metcalfe**, Cambridge (CA);
Jose Antonio Barrios, Waterloo (CA)

(73) Assignee: **Maxtech Manufacturing Inc.**,
Waterloo (CA)

(**) Term: **14 Years**

(21) Appl. No.: **29/221,653**

(22) Filed: **Jan. 21, 2005**

(30) **Foreign Application Priority Data**

Sep. 14, 2004 (CA) 108639

(51) **LOC (8) Cl.** **03-01**

(52) **U.S. Cl.** **D3/271.1; D3/905**

(58) **Field of Classification Search** D3/6-7,
D3/203.2, 203.5, 206, 271.1, 273, 905; D8/82-83;
D9/600, 643; D11/117, 121, 157; D23/266;
206/372, 379

See application file for complete search history.

(56) **References Cited**

U.S. PATENT DOCUMENTS

D218,508 S * 8/1970 Norman D3/7
D259,371 S * 6/1981 Boehm D3/7
D396,569 S * 8/1998 Chen D6/368
D421,705 S * 3/2000 Smith D8/83

D436,006 S * 1/2001 DeMarino D8/1
D464,159 S * 10/2002 Peloquin D26/67
D469,669 S * 2/2003 Sollitto D8/14
D478,404 S * 8/2003 Wardlaw D1/106
D482,841 S * 12/2003 Fok D1/101
D482,960 S * 12/2003 Fok D9/643
D482,961 S * 12/2003 Fok D9/643
D509,041 S * 9/2005 Larkin D1/101

* cited by examiner

Primary Examiner—Philip S. Hyder

Assistant Examiner—RoseLynne (Ulm) Cody

(74) *Attorney, Agent, or Firm*—R. Craig Armstrong;
Borden Ladner Gervais LLP

(57) **CLAIM**

We claim the ornamental design for a tool case, as shown and described.

DESCRIPTION

FIG. 1 is a perspective front view of the tool case.

FIG. 2 is a perspective rear view of the tool case.

FIG. 3 is a left side view of the tool case.

FIG. 4 is a top view of the tool case.

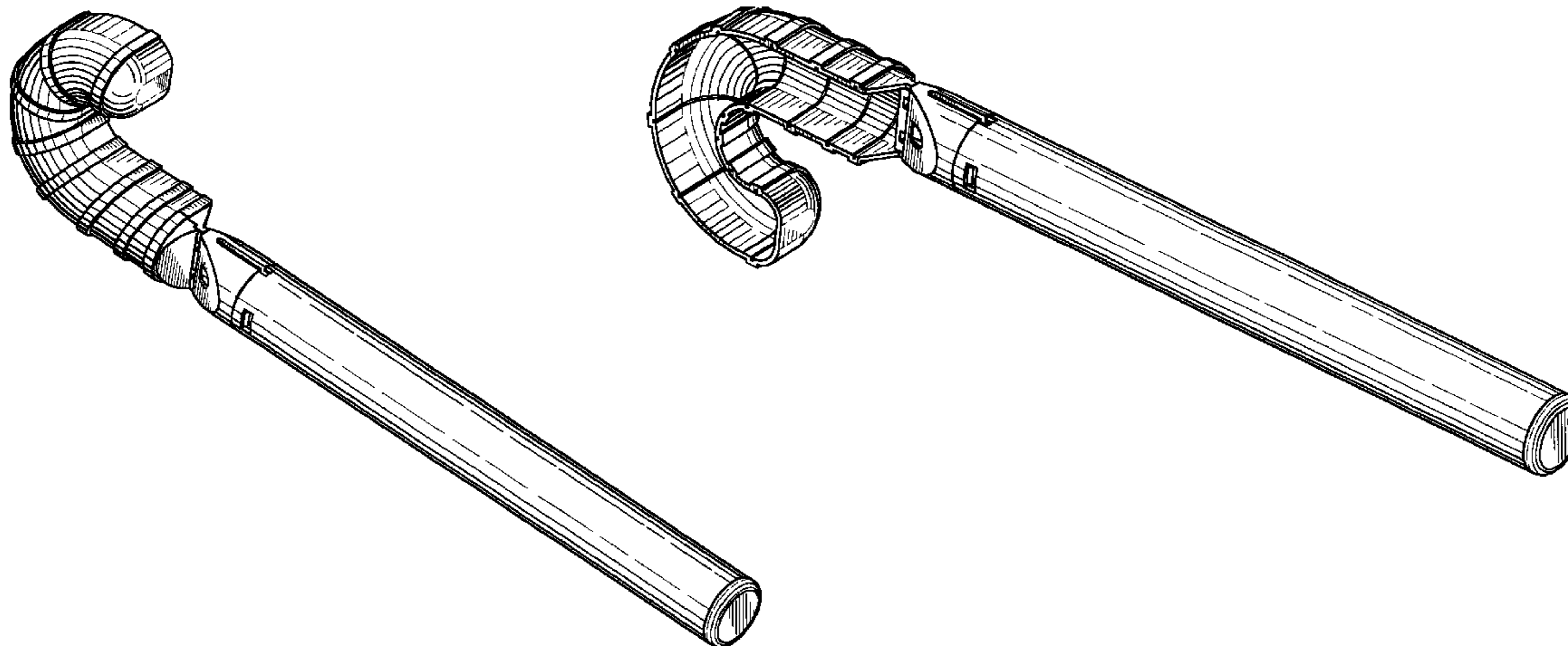
FIG. 5 is a rear view of the tool case.

FIG. 6 is a bottom view of the tool case.

FIG. 7 is a front view of the tool case; and,

FIG. 8 is a right side view of the tool case.

1 Claim, 3 Drawing Sheets



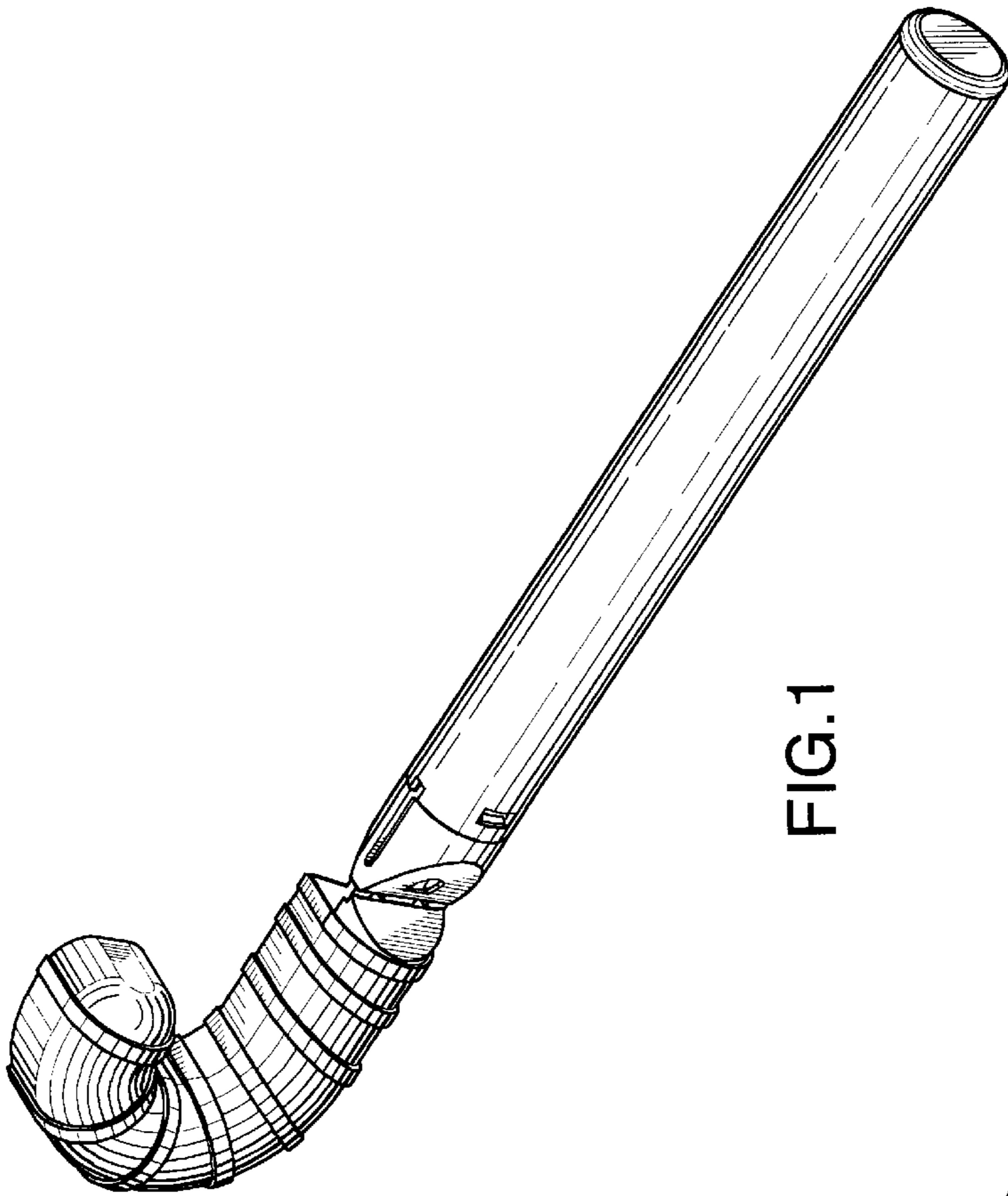


FIG.1

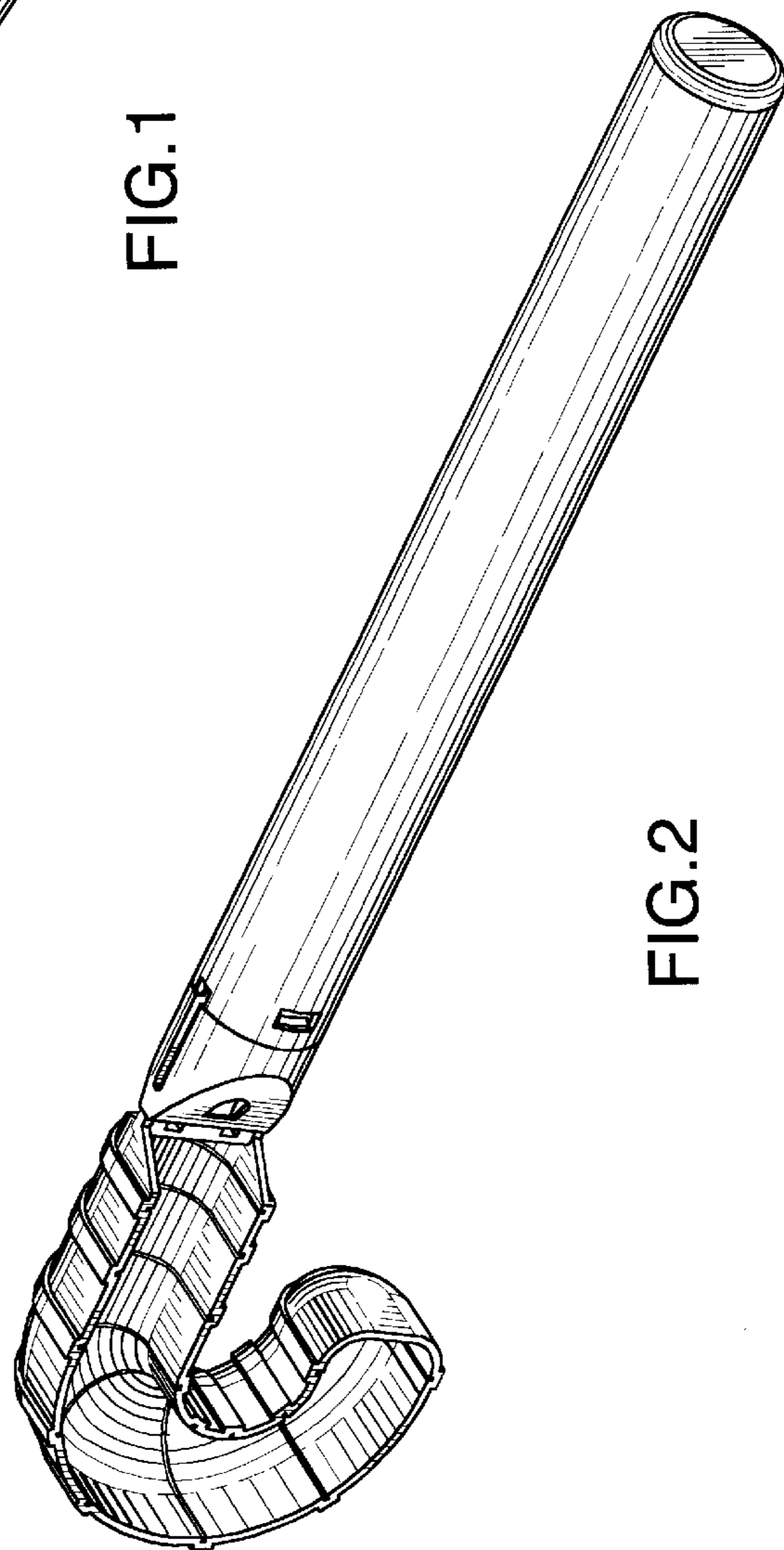


FIG.2

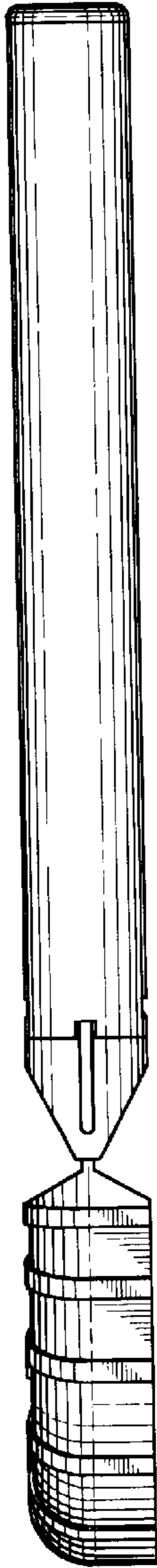


FIG. 3

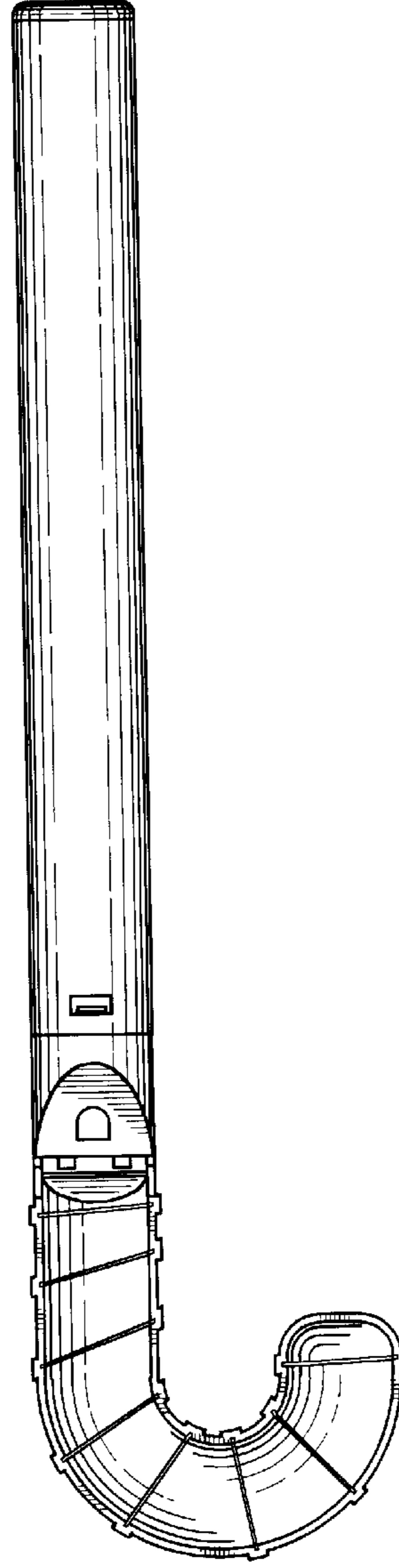


FIG. 5

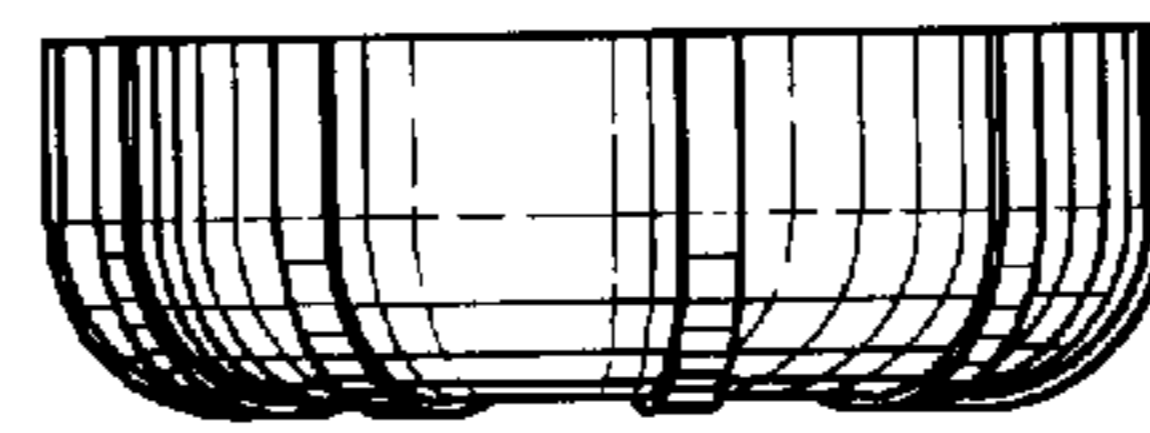


FIG. 4

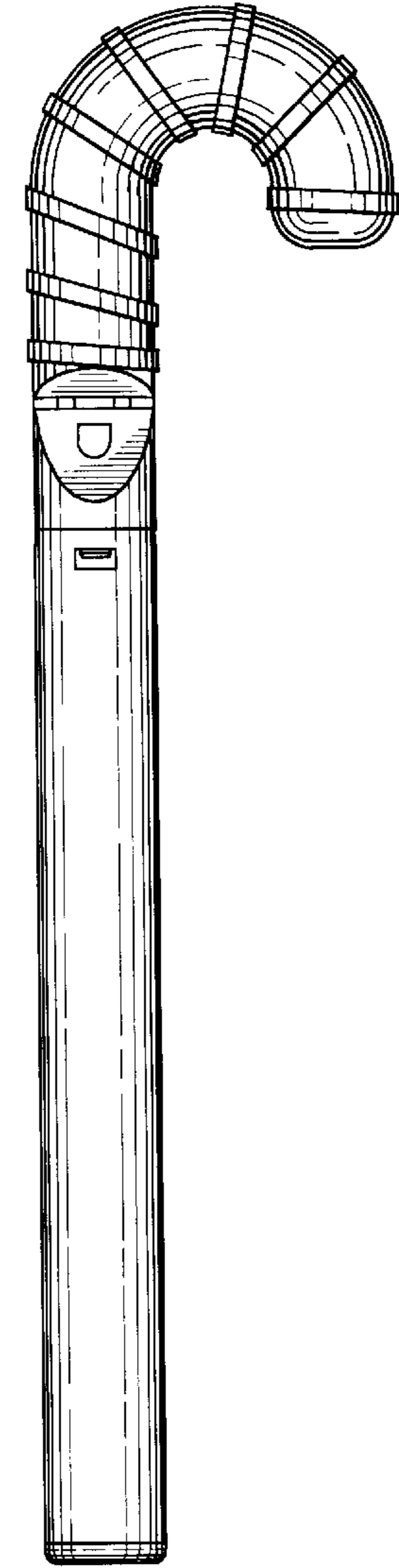


FIG. 7

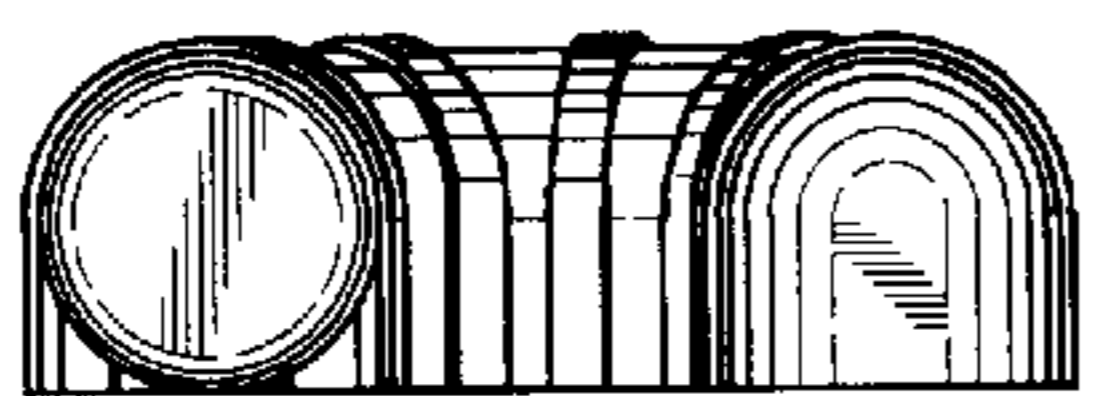


FIG. 6




FIG. 8