



US00D538030S

(12) **United States Design Patent**
Karl et al.

(10) **Patent No.:** **US D538,030 S**
(45) **Date of Patent:** **** Mar. 13, 2007**

(54) **PERSONAL HYDRATION SYSTEM
RESERVOIR**

5,803,333 A 9/1998 Fawcett
5,806,726 A 9/1998 Ho
D400,252 S * 10/1998 Ropiak et al. D24/118

(75) Inventors: **Frederick T. Karl**, West Linn, OR
(US); **Nathaniel R. Hallee**,
Minneapolis, MN (US)

(Continued)

(73) Assignee: **Fiskars Brands, Inc.**, Madison, WI
(US)

OTHER PUBLICATIONS

(**) Term: **14 Years**

Copy of the International Search Report, based on PCT/
US2004/014179, date of the mailing of the International
Search Report Dec. 20, 2004 (2 pages).
U.S. Appl. No. 29/204,916, filed May 6, 2004, (8 pages).

(21) Appl. No.: **29/222,308**

Primary Examiner—Louis S. Zarfaz

(22) Filed: **Jan. 27, 2005**

Assistant Examiner—Anna Dworzecka

(51) **LOC (8) Cl.** **09-02**

(74) *Attorney, Agent, or Firm*—Foley & Lardner LLP

(52) **U.S. Cl.** **D3/202**

(58) **Field of Classification Search** D3/202;
D9/453, 708, 707, 305, 306; D24/207, 129,
D24/118, 11 B; D7/391; 73/861.33; 604/90;
383/66, 33, 42, 93, 107; 224/148.2, 92, 94,
224/100, 107; 222/529, 148.2, 175, 105,
222/1

(57) **CLAIM**

We claim the ornamental design for a personal hydration
system reservoir, as shown and described.

See application file for complete search history.

DESCRIPTION

(56) **References Cited**

U.S. PATENT DOCUMENTS

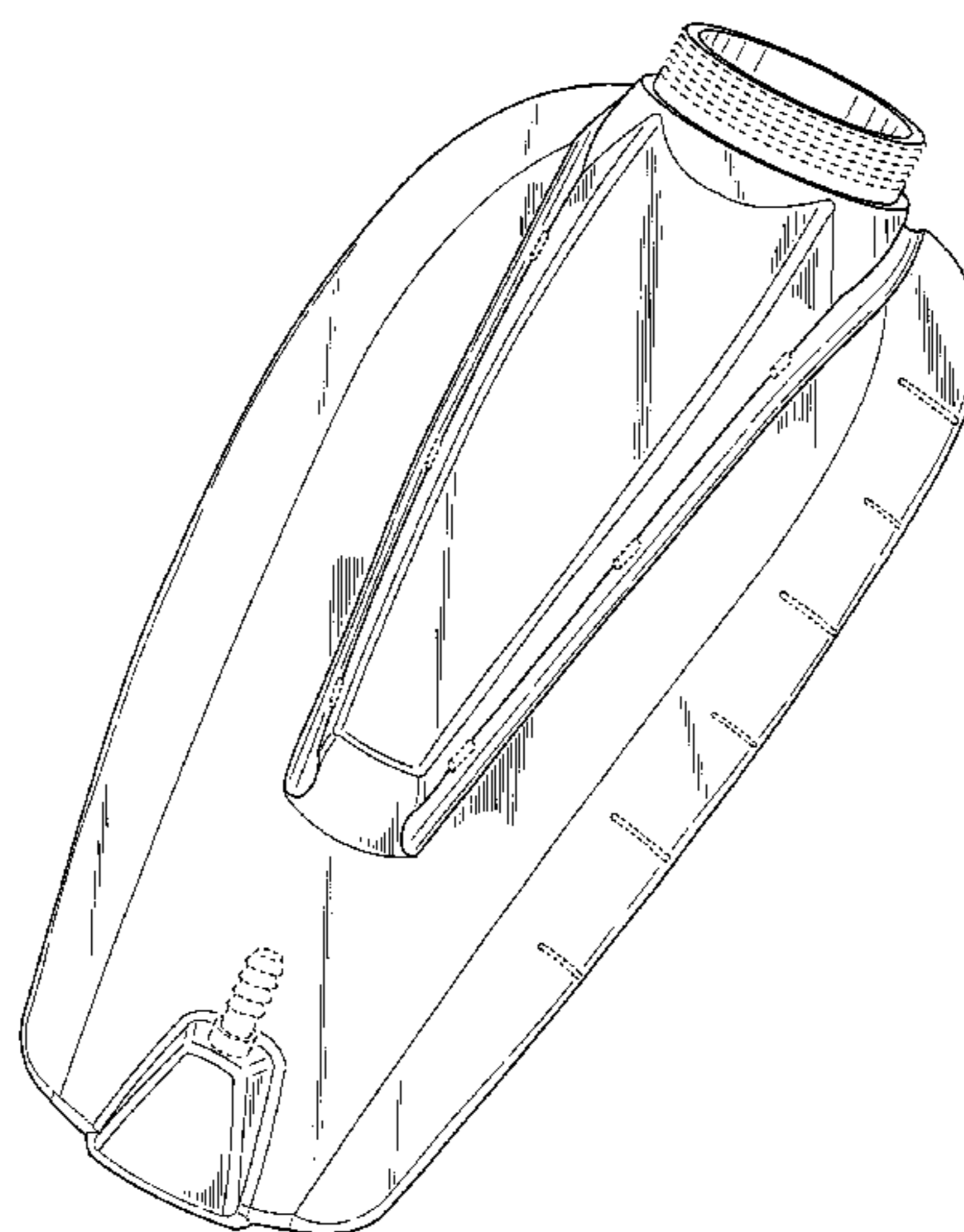
D32,787 S	*	6/1900	La Vigne	D24/207
4,193,518 A		3/1980	Holmes		
4,850,566 A		7/1989	Riggert		
4,852,781 A		8/1989	Shurnick et al.		
4,948,023 A		8/1990	Tripp		
5,060,833 A		10/1991	Edison et al.		
5,085,349 A		2/1992	Fawcett		
5,263,618 A		11/1993	Talavera		
5,427,290 A		6/1995	Thatcher		
5,524,612 A		6/1996	Chen		
5,571,260 A		11/1996	Krug		
5,645,404 A		7/1997	Zelenak		
5,727,714 A		3/1998	Fawcett		
5,730,336 A		3/1998	Lerner		
D398,776 S		9/1998	Fawcett		

FIG. 1 is a front perspective view of the claimed design.
FIG. 2 is a back perspective view of the claimed design.
FIG. 3 is a front elevation view of the claimed design.
FIG. 4 is a back elevation view of the claimed design.
FIG. 5 is a right side view of the claimed design.
FIG. 6 is a left side view of the claimed design.
FIG. 7 is a top view of the claimed design; and,
FIG. 8 is a bottom view of the claimed design.

The ornamental design which is claimed is shown in solid
lines in the drawings. The broken lines in the drawings are
for illustrative purposes only and form no part of the claimed
design.

The broken lines showing the nozzle in FIGS. 1, 3, 5 and 6,
illustrate the portion of the design that form no part of the
claim. The upper and lower broken lines on the neck as well
as the broken lines on the surface of the article throughout
the views form the boundary of the design with the lines
themselves and the areas within them forming no part of the
claimed design.

1 Claim, 6 Drawing Sheets



US D538,030 S

Page 2

U.S. PATENT DOCUMENTS					
			6,666,360 B1	12/2003	Swank
			6,675,998 B2	1/2004	Forsman et al.
5,911,406 A	6/1999	Winefordner et al.	2002/0092877 A1	7/2002	Bowman
5,913,456 A	6/1999	Dikeman	2002/0112502 A1	8/2002	Fiore, Jr.
D411,915 S	7/1999	George	2002/0113101 A1	8/2002	Skillem
5,971,357 A	10/1999	Denton et al.	2003/0168470 A1	9/2003	Choi et al.
6,032,831 A	3/2000	Gardner et al.	2003/0218035 A1	11/2003	Willows et al.
6,039,305 A	3/2000	Hoskins et al.	2004/0000570 A1	1/2004	Forsman
6,070,767 A	6/2000	Gardner et al.	2004/0007605 A1	1/2004	Mares
D436,846 S *	1/2001	Millon D9/708	2004/0045980 A1	3/2004	Robins
6,199,729 B1	3/2001	Drzymkowski	2005/0029313 A1	2/2005	Robins et al.
6,241,135 B1	6/2001	Thatcher	2005/0029319 A1	2/2005	Robins et al.
6,283,344 B1	9/2001	Bradley	2005/0072804 A1 *	4/2005	Brown 222/175
6,364,168 B1	4/2002	Gardner et al.	2006/0163284 A1 *	7/2006	Karl et al. 222/175
6,409,048 B1	6/2002	Belzeski			
6,497,348 B2	12/2002	Forsman et al.			
D476,079 S *	6/2003	Kubalak et al. D24/118			

* cited by examiner

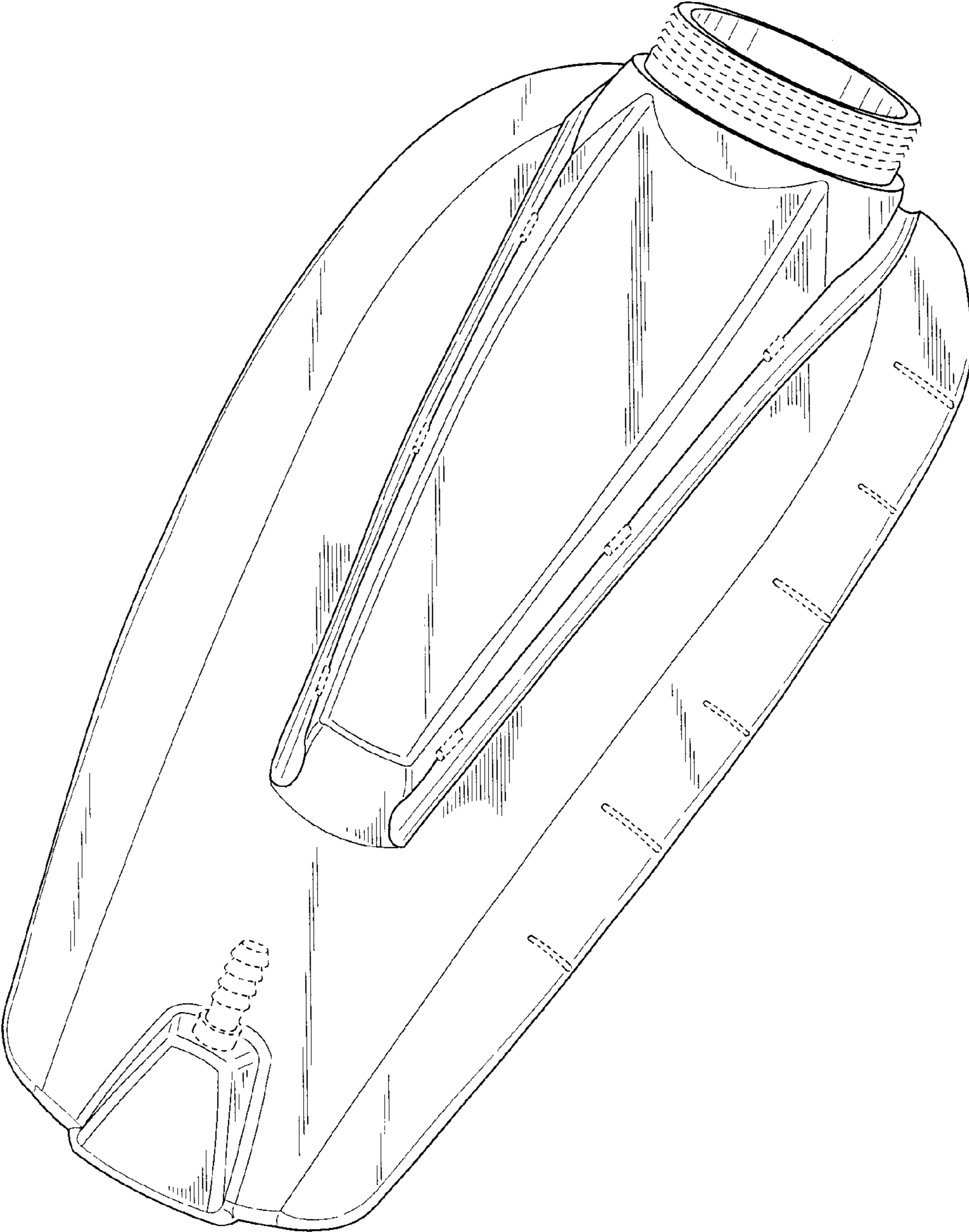


FIGURE 1

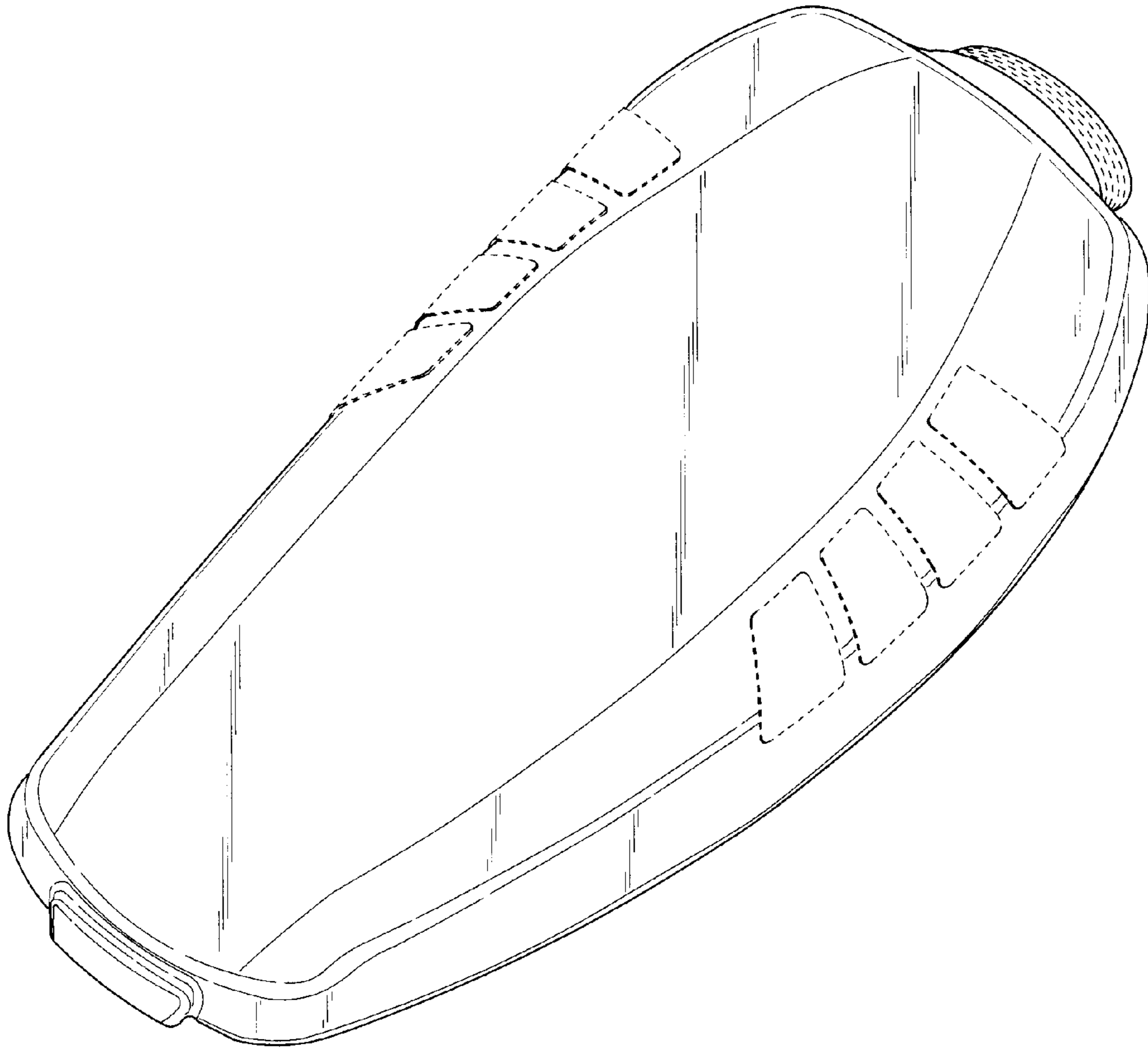


FIGURE 2

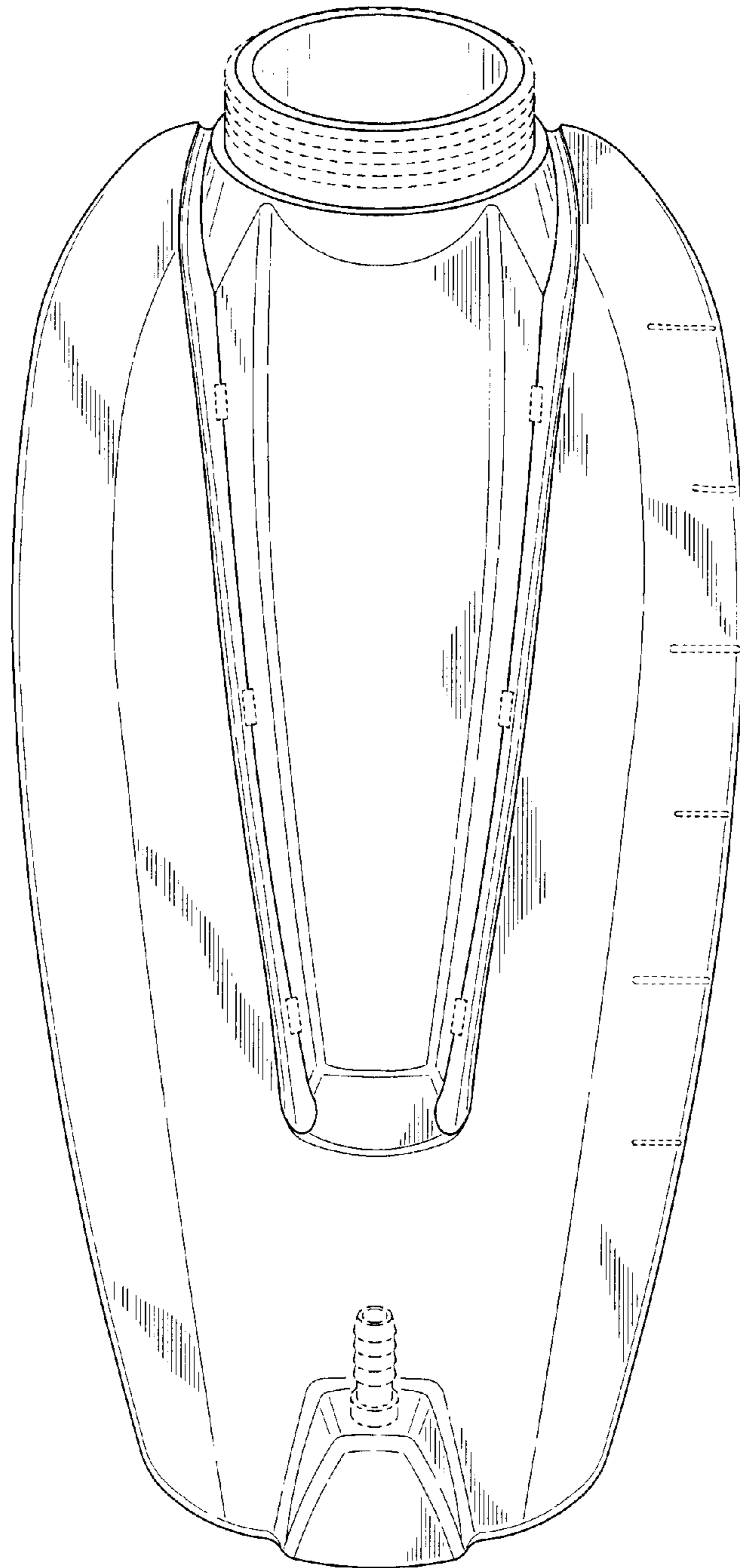


FIGURE 3

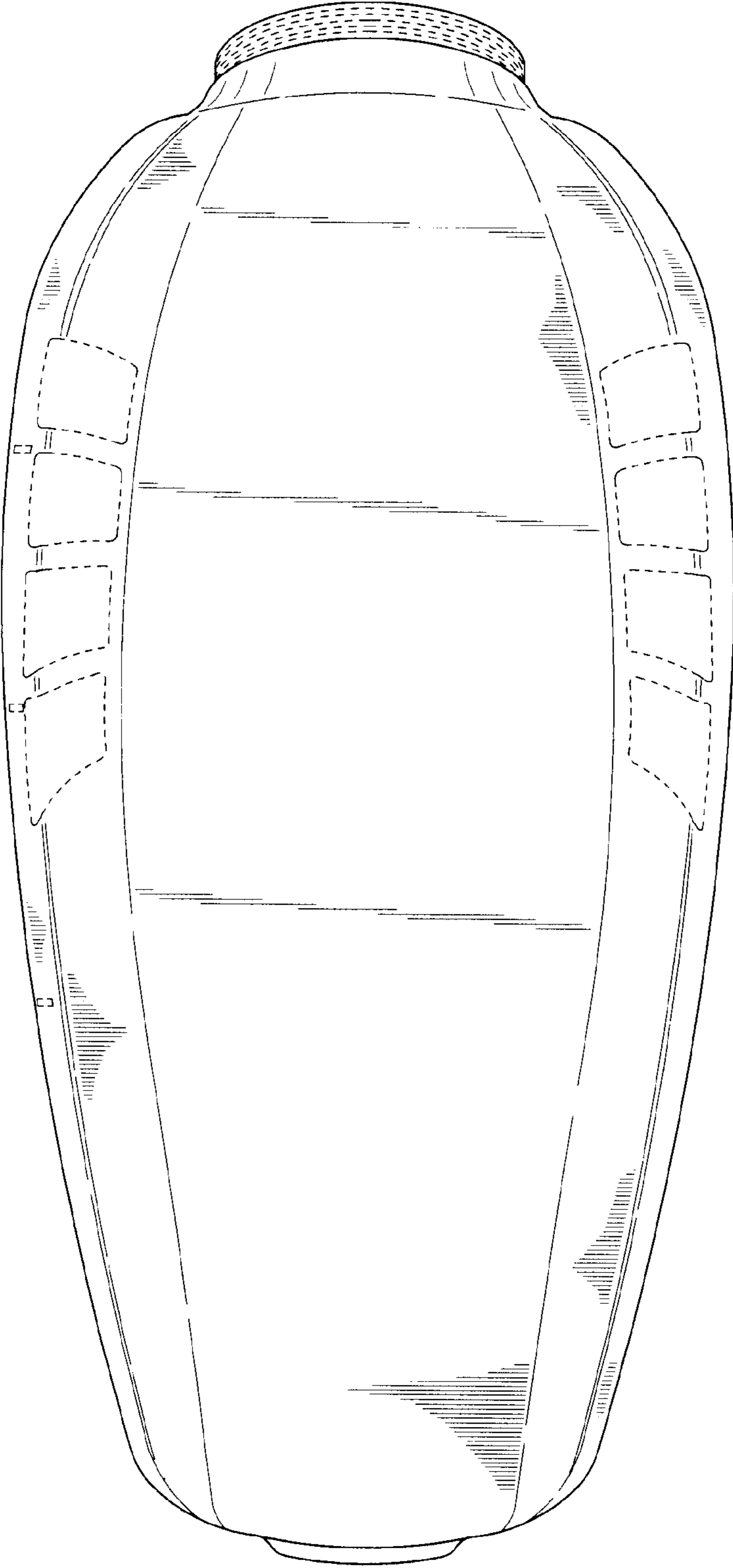


FIGURE 4

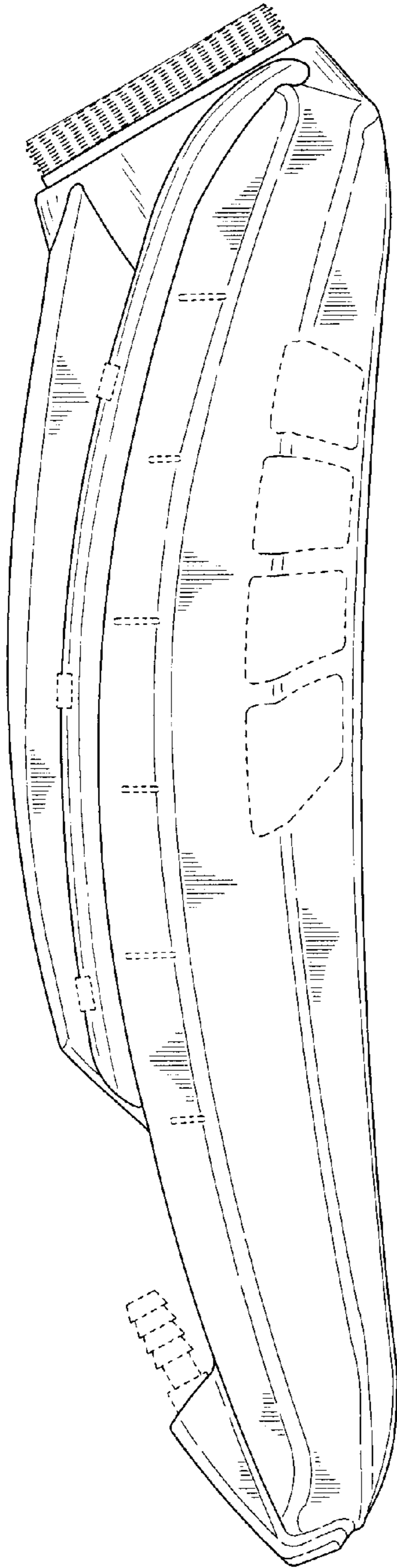


FIGURE 5

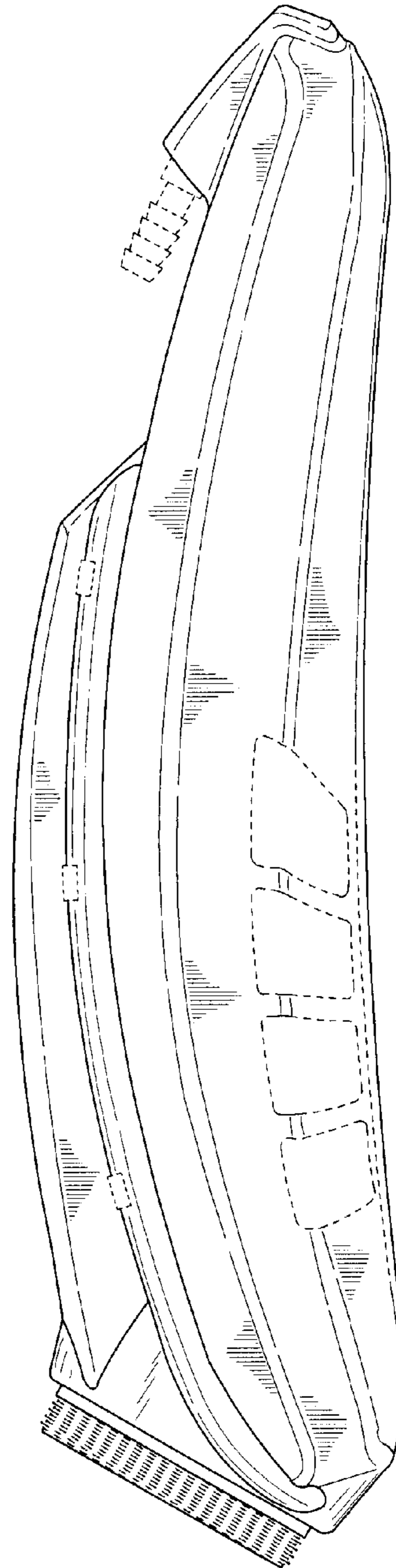


FIGURE 6

FIGURE 7

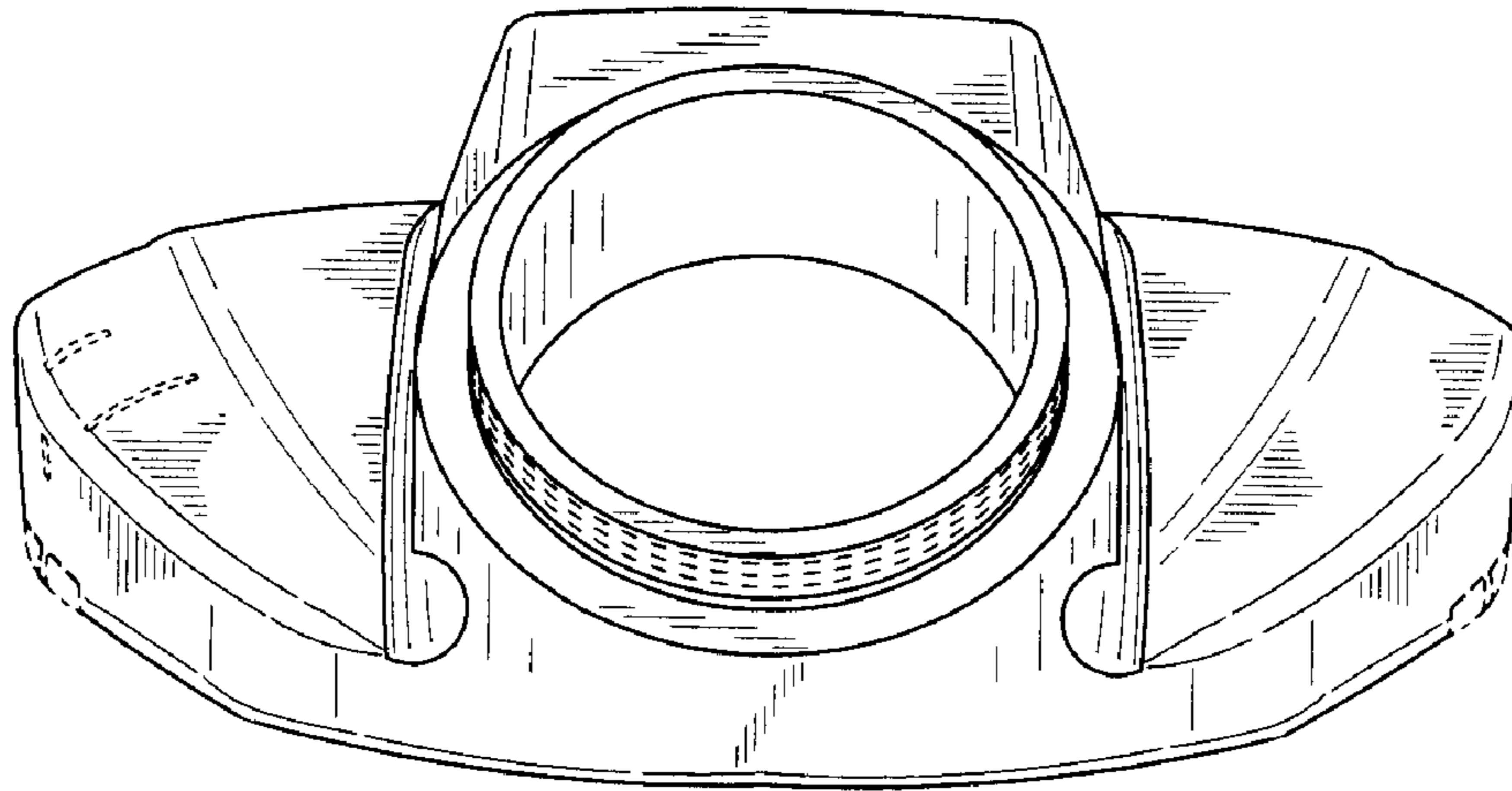


FIGURE 8

