



US00D538027S

(12) **United States Design Patent**  
**Kohastu et al.**

(10) **Patent No.:** **US D538,027 S**  
(45) **Date of Patent:** **\*\* Mar. 13, 2007**

- (54) **PORTION OF A SHOE UPPER**
- (75) Inventors: **Shane S. Kohastu**, Portland, OR (US);  
**Andreas Harlow**, Portland, OR (US)
- (73) Assignee: **Nike Corporation**, Beaverton, OR (US)
- (\*\*) Term: **14 Years**
- (21) Appl. No.: **29/258,311**
- (22) Filed: **Apr. 21, 2006**
- (51) **LOC (8) Cl.** ..... **02-99**
- (52) **U.S. Cl.** ..... **D2/972**
- (58) **Field of Classification Search** ..... D2/902,  
D2/907, 908, 943, 944, 969, 972-974; 36/45,  
36/50.1, 77 M, 77 R, 83, 88, 113, 114, 126-131  
See application file for complete search history.

- D510,475 S 10/2005 Hlavacs
- D512,213 S \* 12/2005 Hlavacs ..... D2/972
- D512,825 S 12/2005 Nelson
- D516,289 S \* 3/2006 Hlavacs ..... D2/972
- D521,225 S \* 5/2006 Sabounjian ..... D2/972

**OTHER PUBLICATIONS**

- Nike Footwear Catalog 1985—Footwear, Published Dec. 1984, p. 29.
- Nike Footwear Catalog 1985—Footwear, Published Dec. 1984, p. 47.
- Nike Footwear Catalog Fall 1994, Published Nov. 1993, p. 114.
- Nike Footwear Catalog Spring 1995, Published Jun. 1994, p. 36.
- Nike Footwear Catalog Spring 1995 Published Jun. 1994, p. 55.

(Continued)

(56) **References Cited**  
U.S. PATENT DOCUMENTS

- D220,464 S 4/1971 Hayashi
- D348,561 S 7/1994 Lozano
- D351,058 S 10/1994 Hatfield et al.
- D369,459 S 5/1996 Feller
- D388,950 S 1/1998 Hewett et al.
- D395,945 S 7/1998 Mankowski
- D404,906 S 2/1999 Backus
- D408,982 S 5/1999 Blakeslee
- D413,721 S 9/1999 Roth
- D433,220 S 11/2000 Fogg
- D435,162 S 12/2000 Wilson
- D447,860 S 9/2001 Matis et al.
- D467,720 S 12/2002 Patt
- D478,415 S 8/2003 Masullo
- D479,392 S 9/2003 Hillyer
- D481,530 S 11/2003 Hillyer
- D503,270 S 3/2005 Lee
- D505,253 S \* 5/2005 Rask ..... D2/972
- D509,350 S 9/2005 Holmes

*Primary Examiner*—Dominic Simone  
(74) *Attorney, Agent, or Firm*—Banner & Witcoff, Ltd.

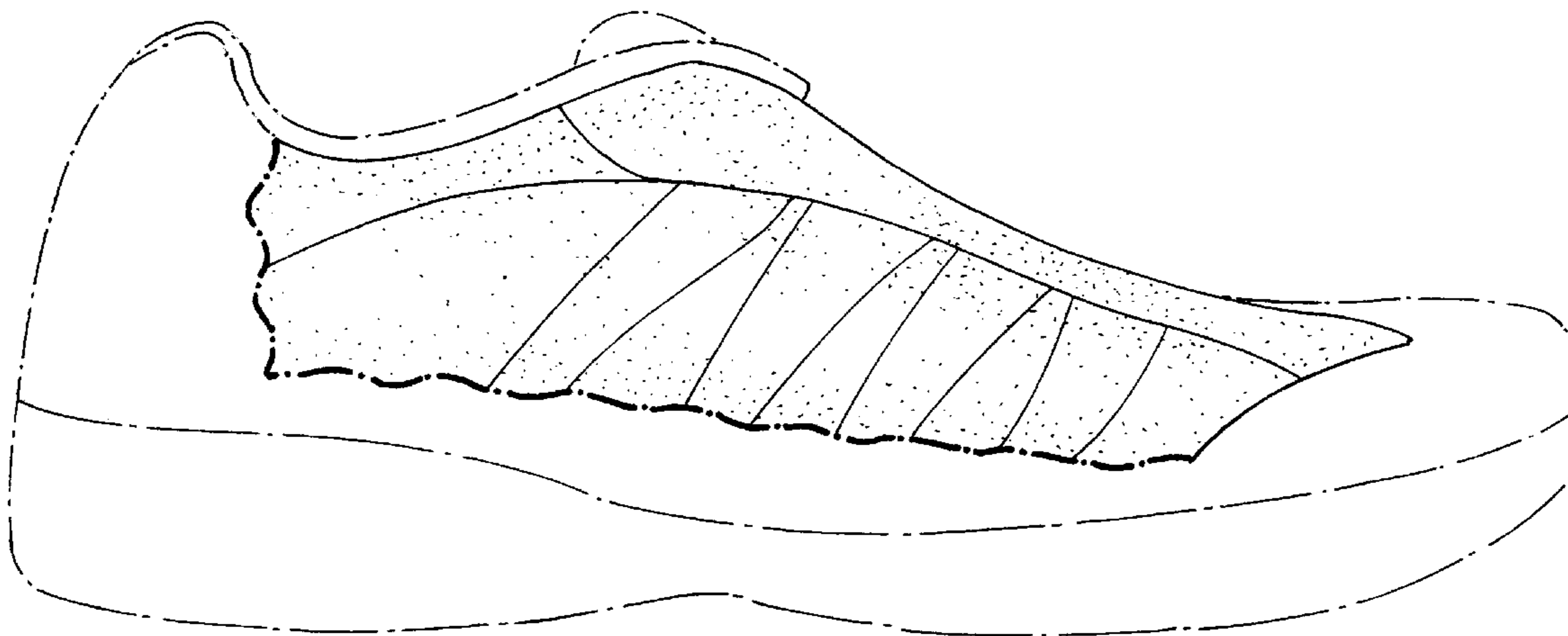
(57) **CLAIM**

The ornamental design for a portion of a shoe upper, as shown and described.

**DESCRIPTION**

FIG. 1 is a front perspective view of a portion of a shoe upper showing our new design;  
FIG. 2 is a side elevational view of one side thereof;  
FIG. 3 is a front view thereof; and,  
FIG. 4 is a top view thereof.  
The uneven broken line immediately adjacent to the shaded area represents an unclaimed boundary of the design. The broken line showing of the remainder of the shoe upper and the shoe sole is for illustrative purposes only and forms no part of the claimed design.

**1 Claim, 4 Drawing Sheets**



OTHER PUBLICATIONS

Nike Footwear Catalog Spring 1995, Published Jun. 1994, p. 58.

Nike Footwear Catalog Spring 1996, Published Jun. 1995, p. 138.

Nike Footwear Catalog Spring 1996, Published Jun. 1995, p. 164.

Nike Footwear Catalog Holiday 1996, Published Mar. 1996, p. 6.

Nike Footwear Catalog Late Spring 1997, Published Sep. 1996, p. 11.

Nike Footwear Catalog Fall 1997, Published Dec. 1996, p. 164.

Nike Footwear Catalog Spring 1998, Published Jun. 1997, p. 150.

Nike Footwear Catalog Late Spring 1998, Published Sep. 1997, p. 180.

Nike Footwear Catalog Late Spring 1998, Published Sep. 1997, p. 186.

Nike Footwear Catalog Spring 1999, Published Jun. 1998, p. M18.

Nike Footwear Catalog Spring 1999, Published Jun. 1998, p. M30.

Nike Footwear Catalog Holiday 1999, Published Mar. 1999, p. M111.

Nike Footwear Catalog Holiday 1999, Published Mar. 1999, p. M112.

Nike Footwear Catalog Spring 2002, Published Jun. 2001, p. M54.

Nike Footwear Catalog Spring 2002, Published Jun. 2001, p. W62.

Nike Footwear Catalog Spring 2003, Published Jun. 2002, p. M14.

Nike Footwear Catalog Fall 2003, Published Nov. 2002, p. W10.

Nike Footwear Catalog Holiday 2004, Published Mar. 2004, p. M5.

\* cited by examiner

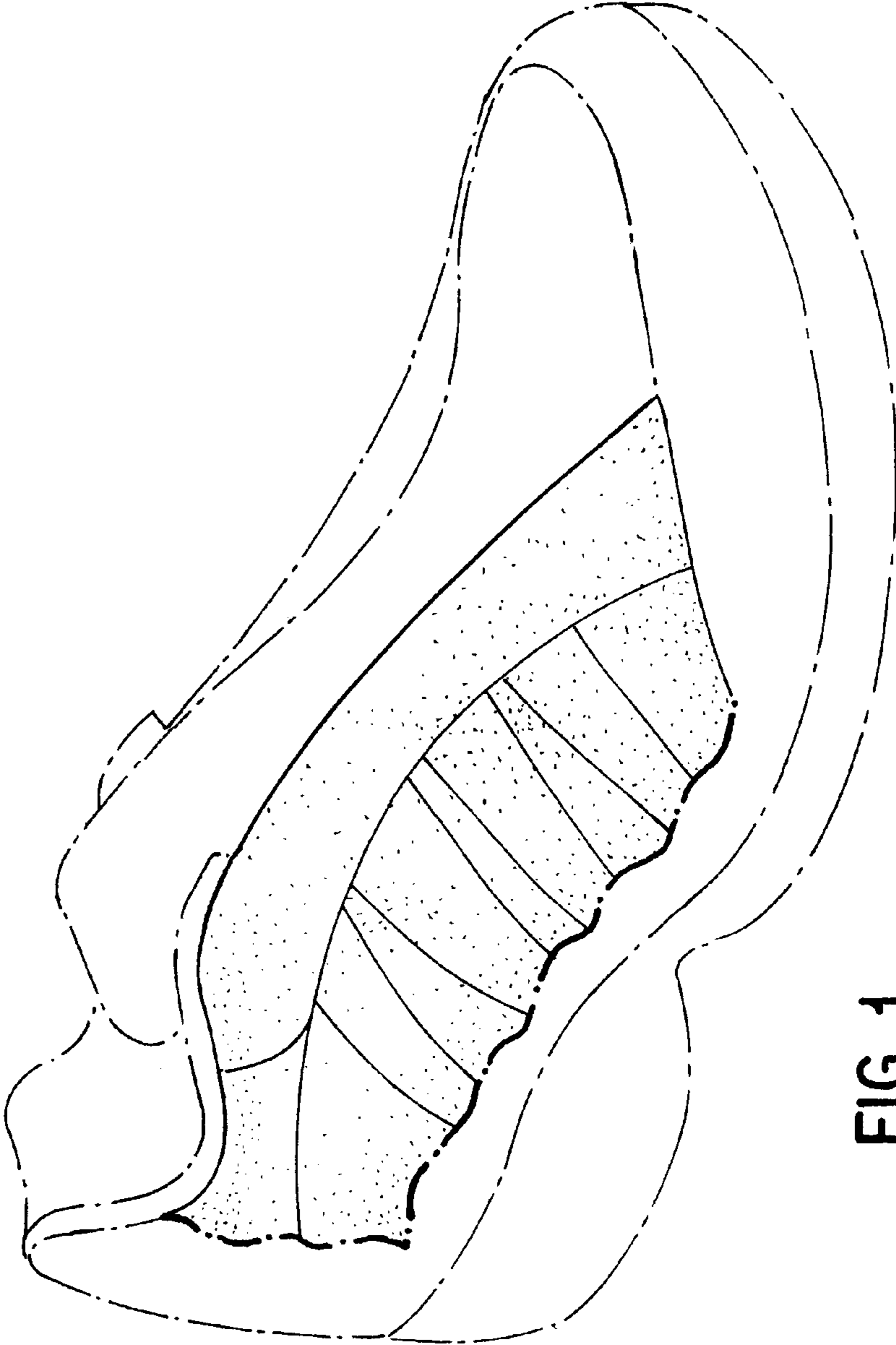


FIG. 1

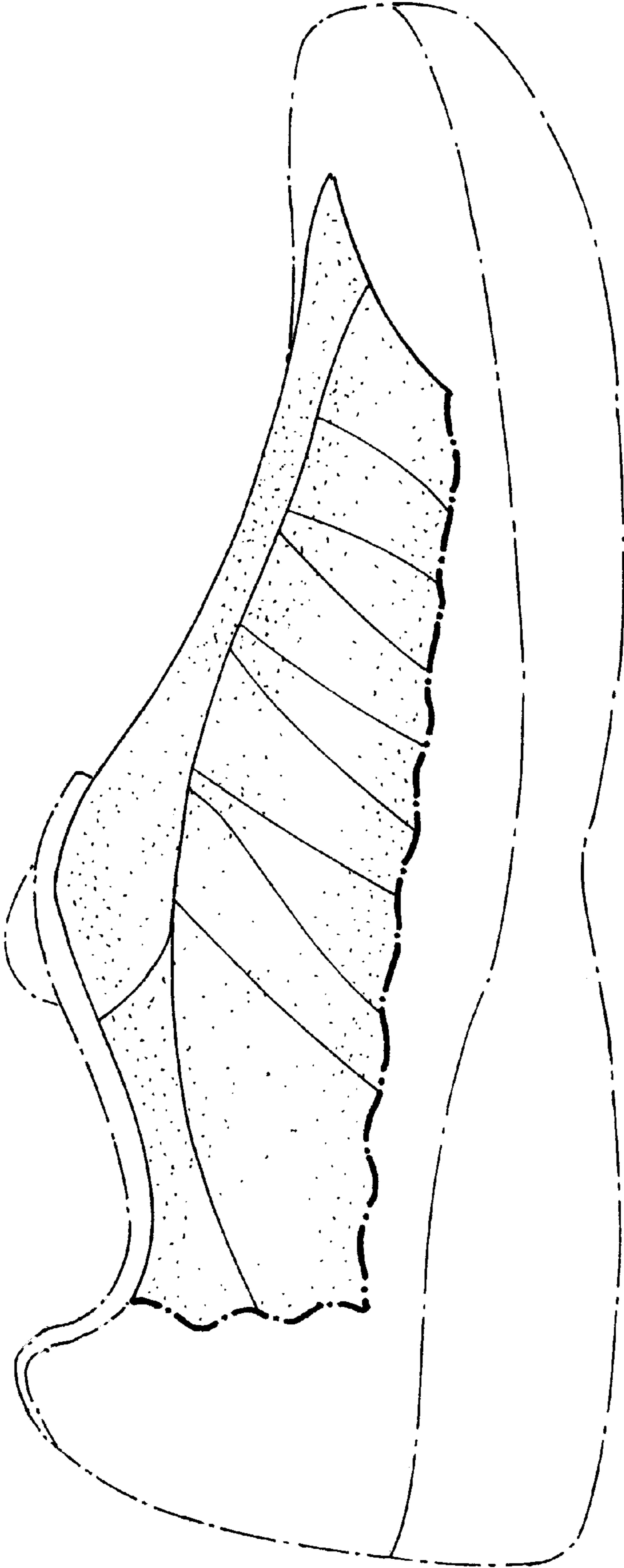


FIG. 2

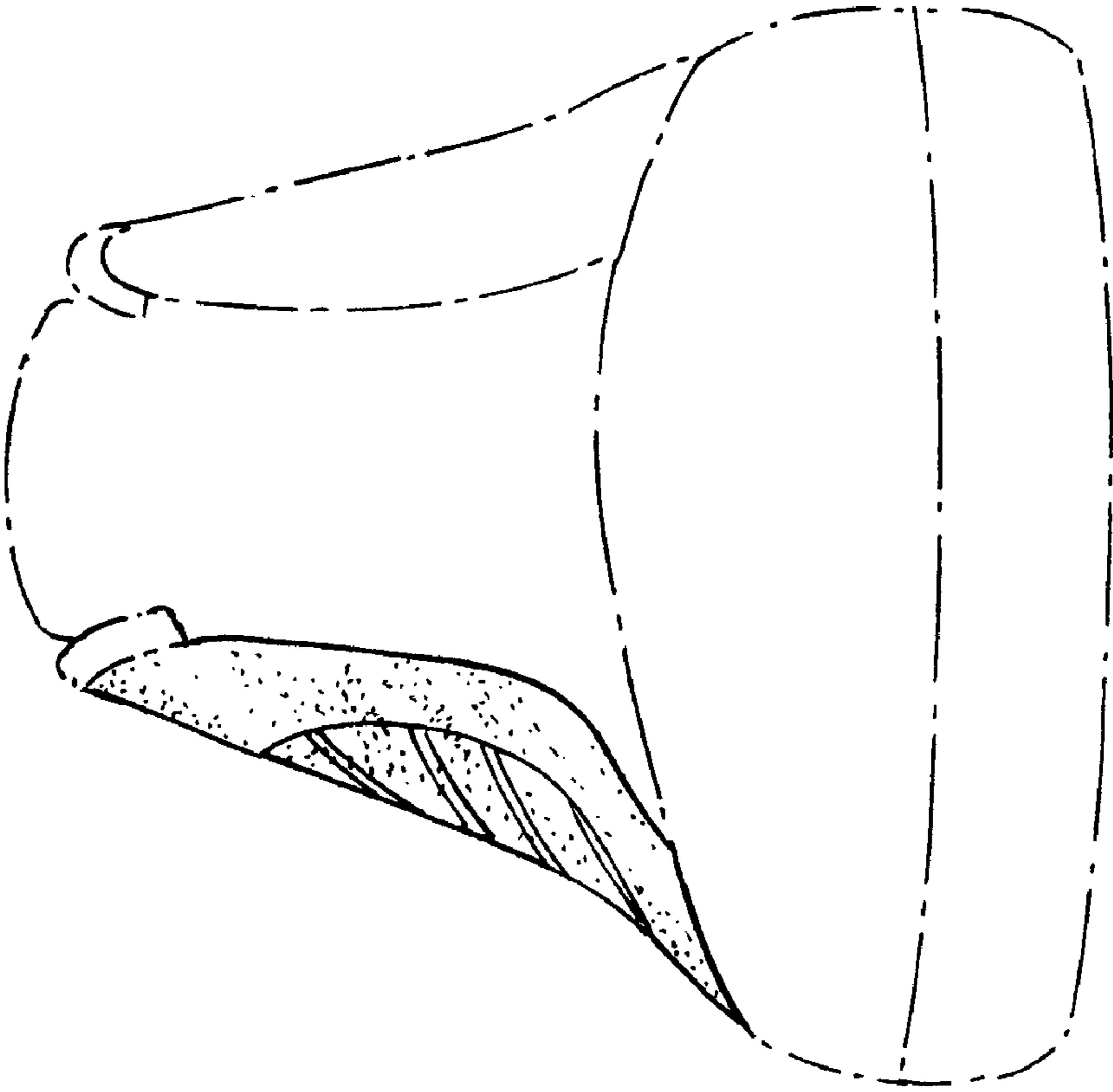


FIG. 3



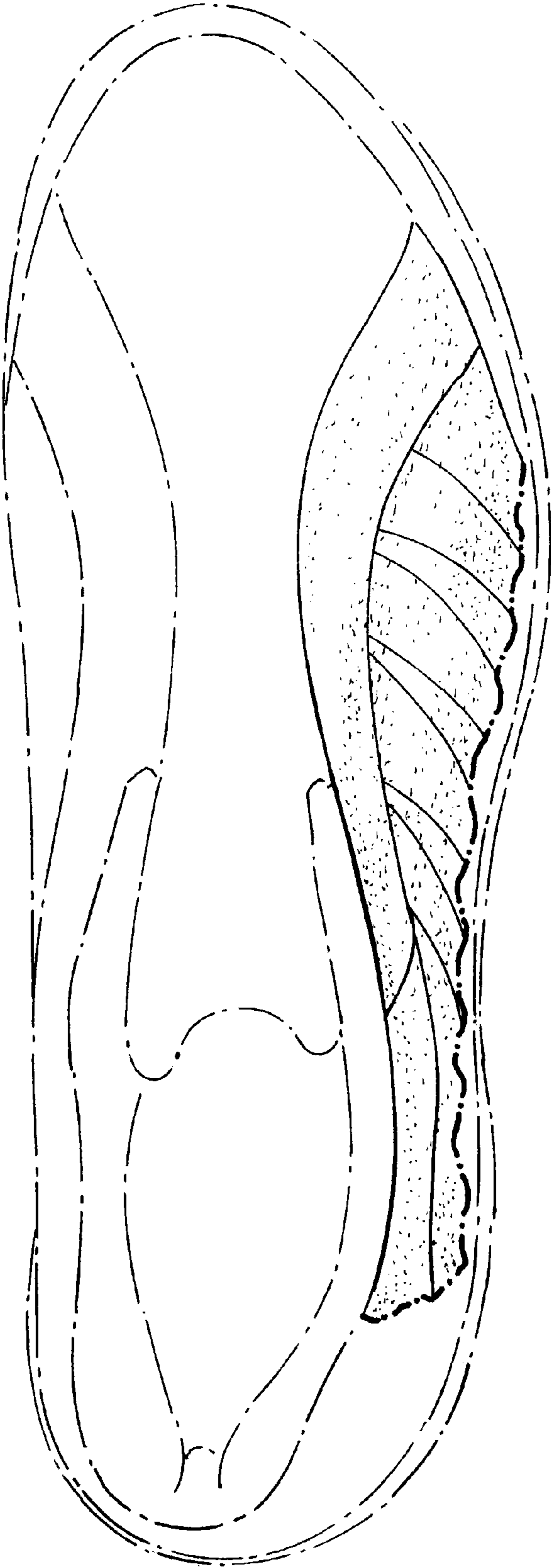


FIG. 4