

US00D538024S

(12) **United States Design Patent** (10) **Patent No.:** **US D538,024 S**
Belley et al. (45) **Date of Patent:** **** Mar. 13, 2007**

(54) **FOOTWEAR UPPER**

(75) Inventors: **Manon Belley**, Laval (CA); **Martin W. F. Dean**, St. Albans (GB)

(73) Assignee: **Wolverine World Wide, Inc.**,
Rockford, MI (US)

(**) Term: **14 Years**

(21) Appl. No.: **29/242,675**

(22) Filed: **Nov. 14, 2005**

(51) **LOC (8) Cl.** **02-04**

(52) **U.S. Cl.** **D2/969**

(58) **Field of Classification Search** D2/969,
D2/896, 900–907, 943, 971; 35/3 A, 45,
35/113

See application file for complete search history.

(56) **References Cited**

U.S. PATENT DOCUMENTS

D96,687 S	*	8/1935	Lutz	D2/945
D433,560 S	*	11/2000	Pawlus	D2/969
D435,959 S	*	1/2001	Akhidime	D2/969
D447,617 S	*	9/2001	Matis et al.	D2/969
D448,148 S	*	9/2001	Matis et al.	D2/969
D485,668 S	*	1/2004	Galway	D2/969
D486,630 S	*	2/2004	Robbins	D2/969
D494,354 S	*	8/2004	Clegg	D2/972

OTHER PUBLICATIONS

Merrell Fall 2004 Catalog, pp. 35–38.

Merrell Fall 2005 Catalog, p. 47.

* cited by examiner

Primary Examiner—Stella Reid

Assistant Examiner—Rashida C. McCoy

(74) *Attorney, Agent, or Firm*—Warner Norcross & Judd
LLP

(57) **CLAIM**

The ornamental design for footwear upper, as shown and described.

DESCRIPTION

FIG. 1 is a perspective view of the footwear upper embodying the new design;

FIG. 2 is a top plan view thereof;

FIG. 3 is a right side view thereof;


FIG. 4 is a left side view thereof;

FIG. 5 is a front view thereof; and,

FIG. 6 is a rear view thereof.

FIGS. 1–6 show features of an article of footwear in phantom lines. These features are shown for environmental purposes and do not form any part of the claimed design. Further, the phantom lines immediately adjacent the solid-line portions of the design form the boundary of the design, with the phantom lines forming no part of the claimed design.

1 Claim, 4 Drawing Sheets






Fig. 1

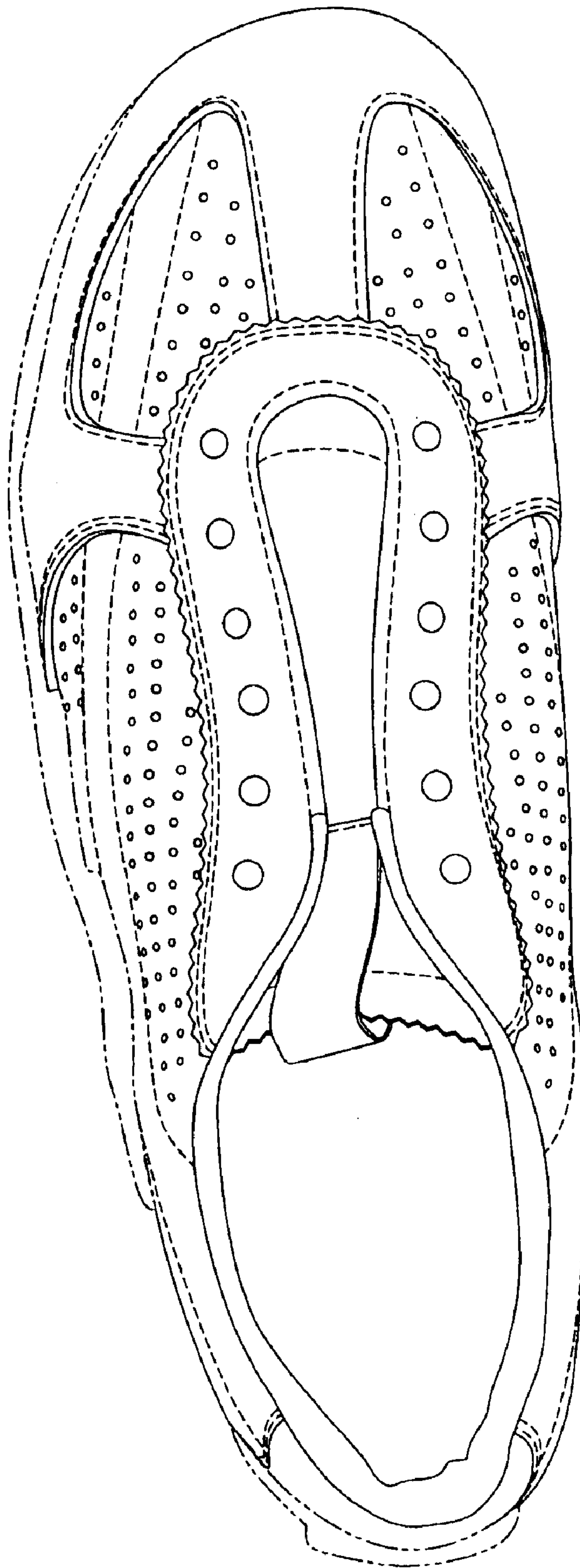


Fig. 2

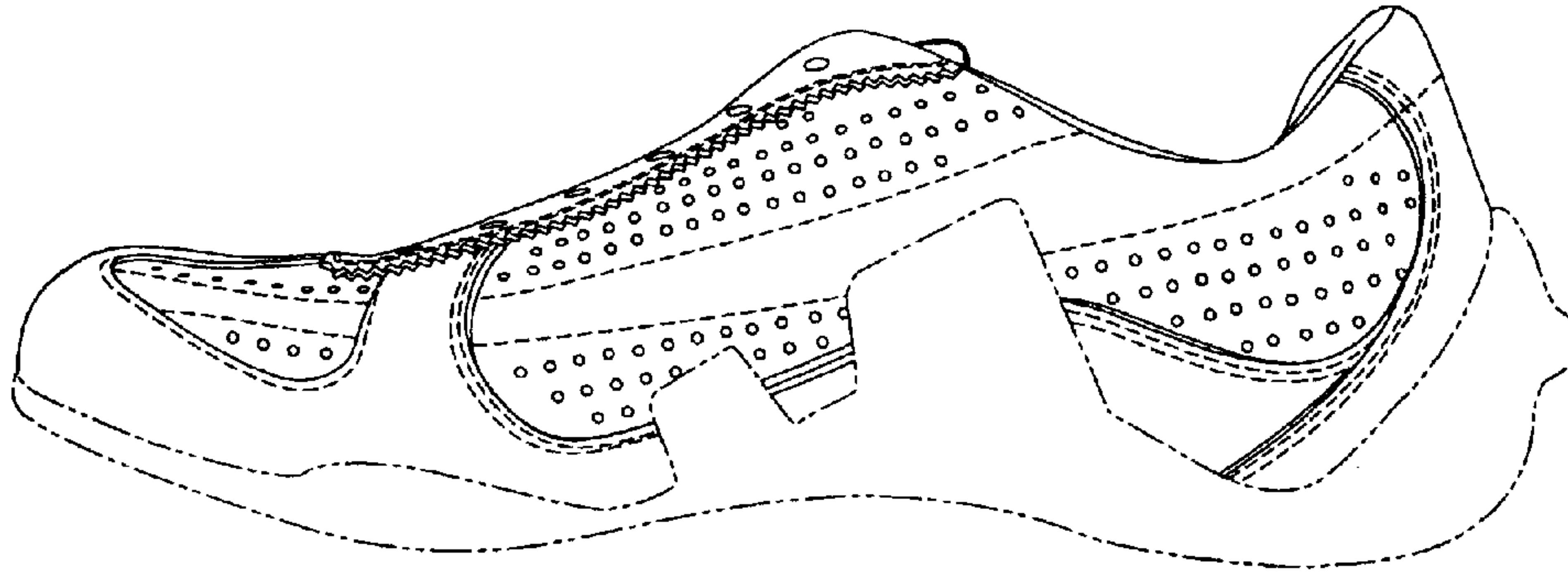


Fig. 3




Fig. 4

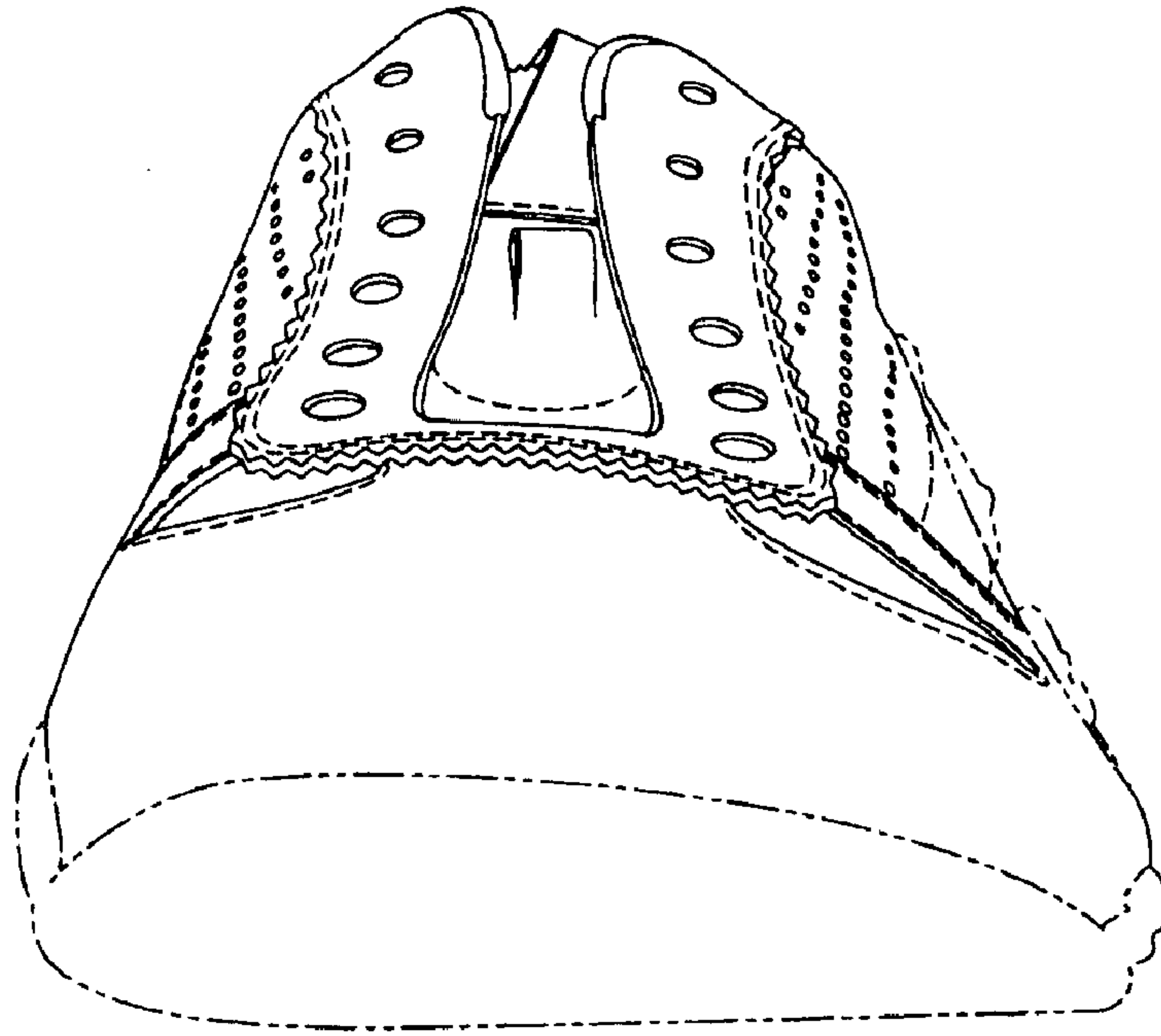


Fig. 5

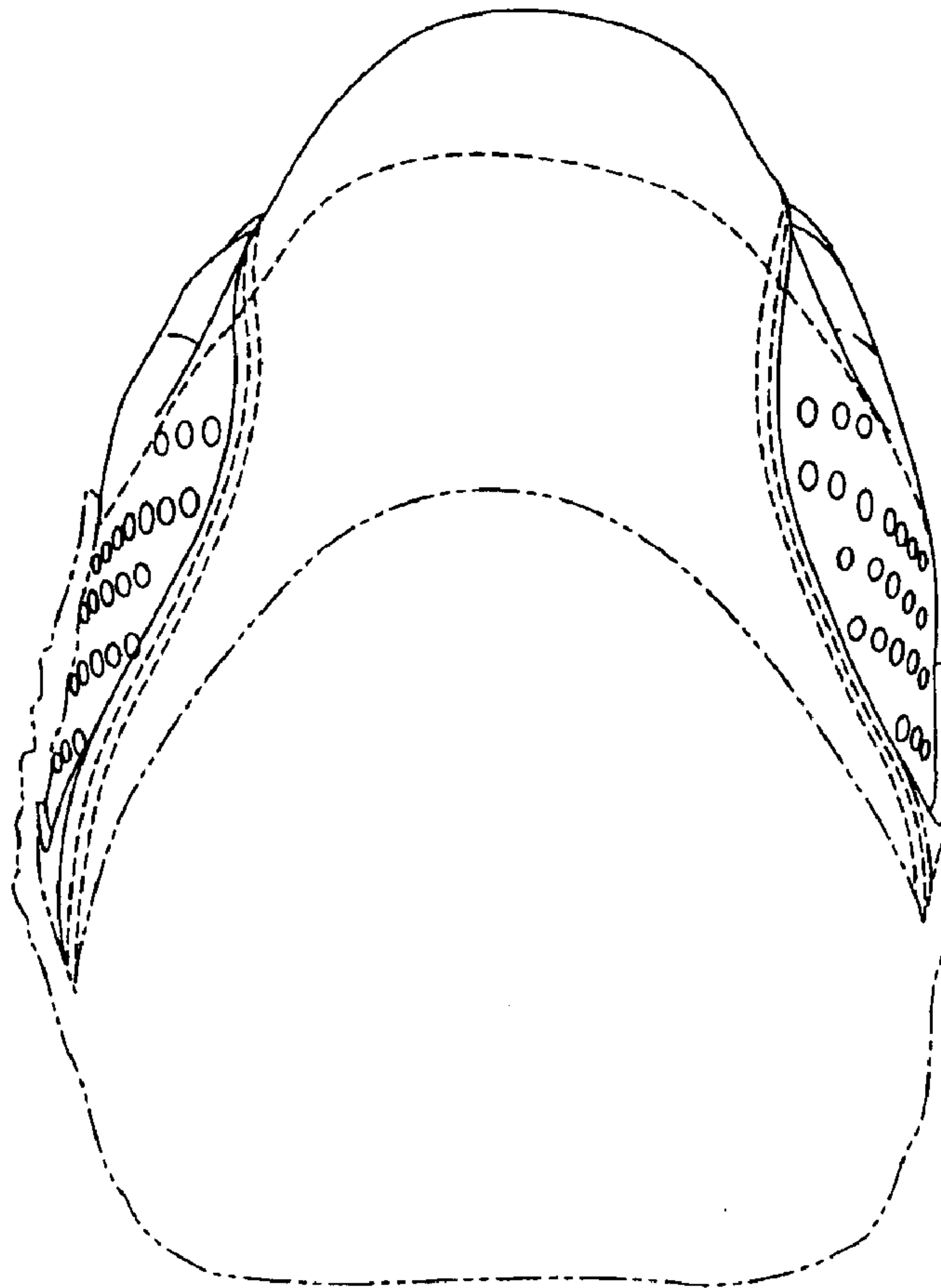


Fig. 6