



US00D538020S

(12) **United States Design Patent**
Matis et al.

(10) **Patent No.:** **US D538,020 S**
(45) **Date of Patent:** **** Mar. 13, 2007**

(54) **FOOTWEAR UPPER**

(75) Inventors: **Clark A. Matis**, Charlotte, VT (US);
Tuan N. Le, Portland, OR (US)

(73) Assignee: **Wolverine World Wide, Inc.**,
Rockford, MI (US)

(**) Term: **14 Years**

(21) Appl. No.: **29/231,178**

(22) Filed: **Jun. 2, 2005**

(51) **LOC (8) Cl.** **02-04**

(52) **U.S. Cl.** **D2/969**

(58) **Field of Classification Search** D2/969,
D2/896, 902, 907, 928, 944; 36/45
See application file for complete search history.

(56) **References Cited**

U.S. PATENT DOCUMENTS

D331,827 S	*	12/1992	Coley et al.	D2/970
D342,148 S	*	12/1993	Dahlsten	D2/970
D342,602 S	*	12/1993	Morris et al.	D2/970
D345,047 S	*	3/1994	DiSilvio	D2/969
D345,458 S	*	3/1994	Lacoraza et al.	D2/969
D356,209 S	*	3/1995	Avar	D2/970
D357,794 S	*	5/1995	Avar et al.	D2/969
D438,694 S		3/2001	Matis et al.		
D447,620 S		9/2001	Matis et al.		
D447,860 S	*	9/2001	Matis et al.	D2/969
D452,067 S	*	12/2001	Matis et al.	D2/969
D480,551 S		10/2003	Matis et al.		

OTHER PUBLICATIONS

Merrell Fall 2005 Catalog, p. 29.
Merrell Spring 2005 Catalog, pp. 16, 23.
Merrell Fall 2003 Catalog, p. 10.

* cited by examiner

Primary Examiner—Stella Reid
Assistant Examiner—Rashida C. McCoy

(74) *Attorney, Agent, or Firm*—Warner Norcross & Judd

(57) **CLAIM**

The ornamental design for footwear upper, as shown and described.

DESCRIPTION

FIG. 1 is a perspective view of the footwear upper embodying the new design;
FIG. 2 is a top plan view thereof;
FIG. 3 is a right side view thereof;
FIG. 4 is a left side view thereof;
FIG. 5 is a front view thereof; and,
FIG. 6 is a rear view thereof.
FIGS. 1–6 show features of an article of footwear in phantom lines. These features are shown for environmental purposes and do not form any part of the claimed design. Further, the phantom lines immediately adjacent the solid-line portions of the design form the boundary of the design, with the phantom lines forming no part of the claimed design.

1 Claim, 4 Drawing Sheets

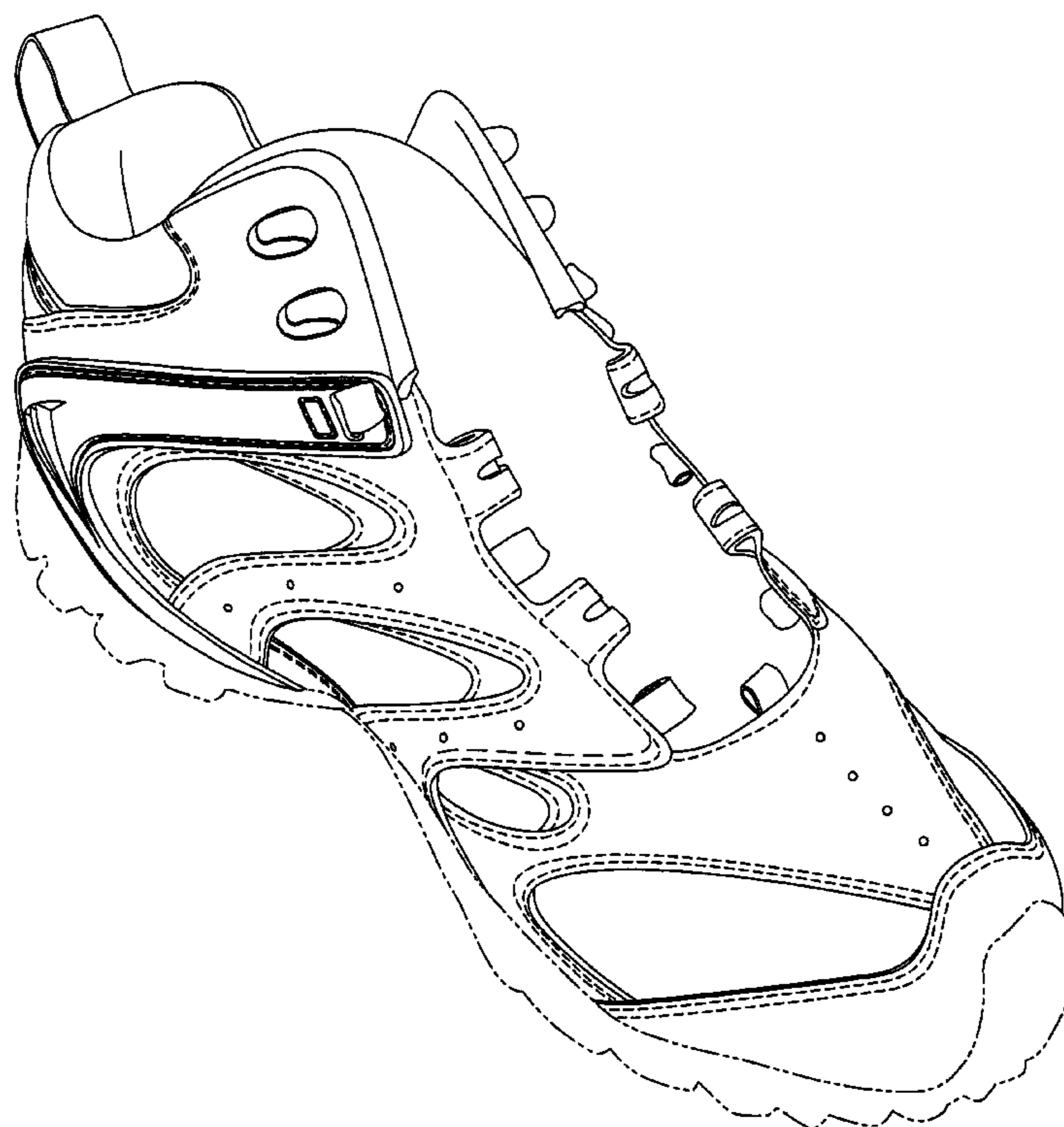




Fig. 1

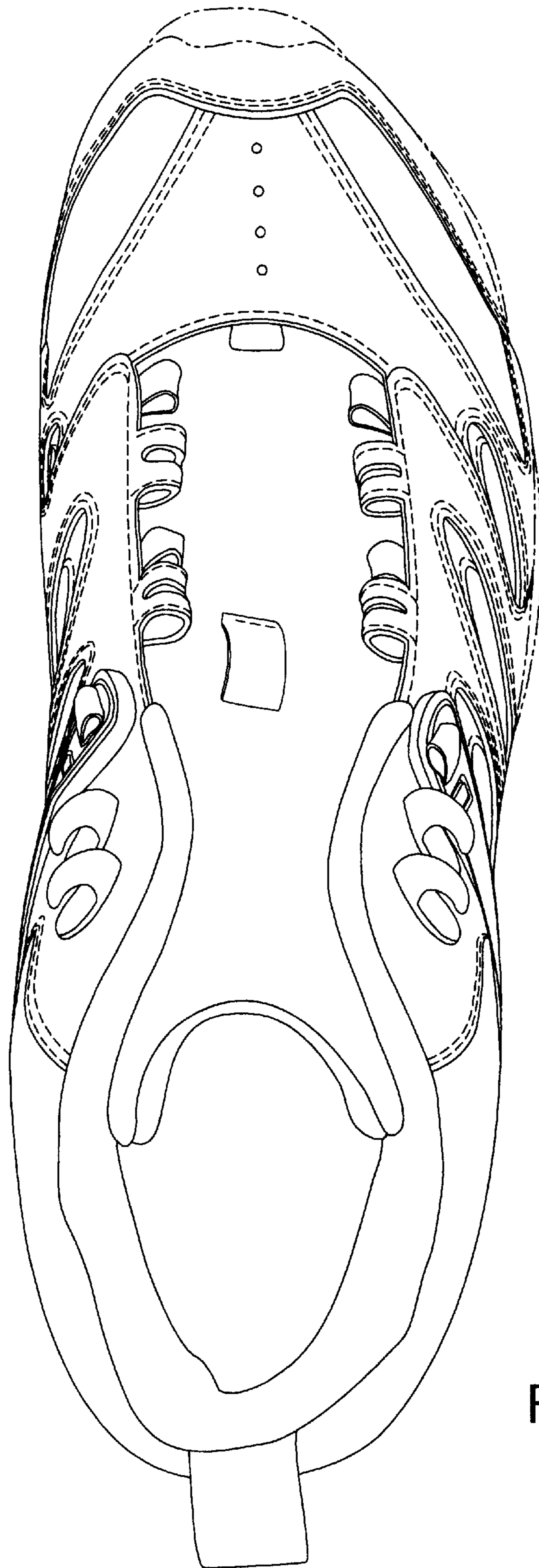


Fig. 2

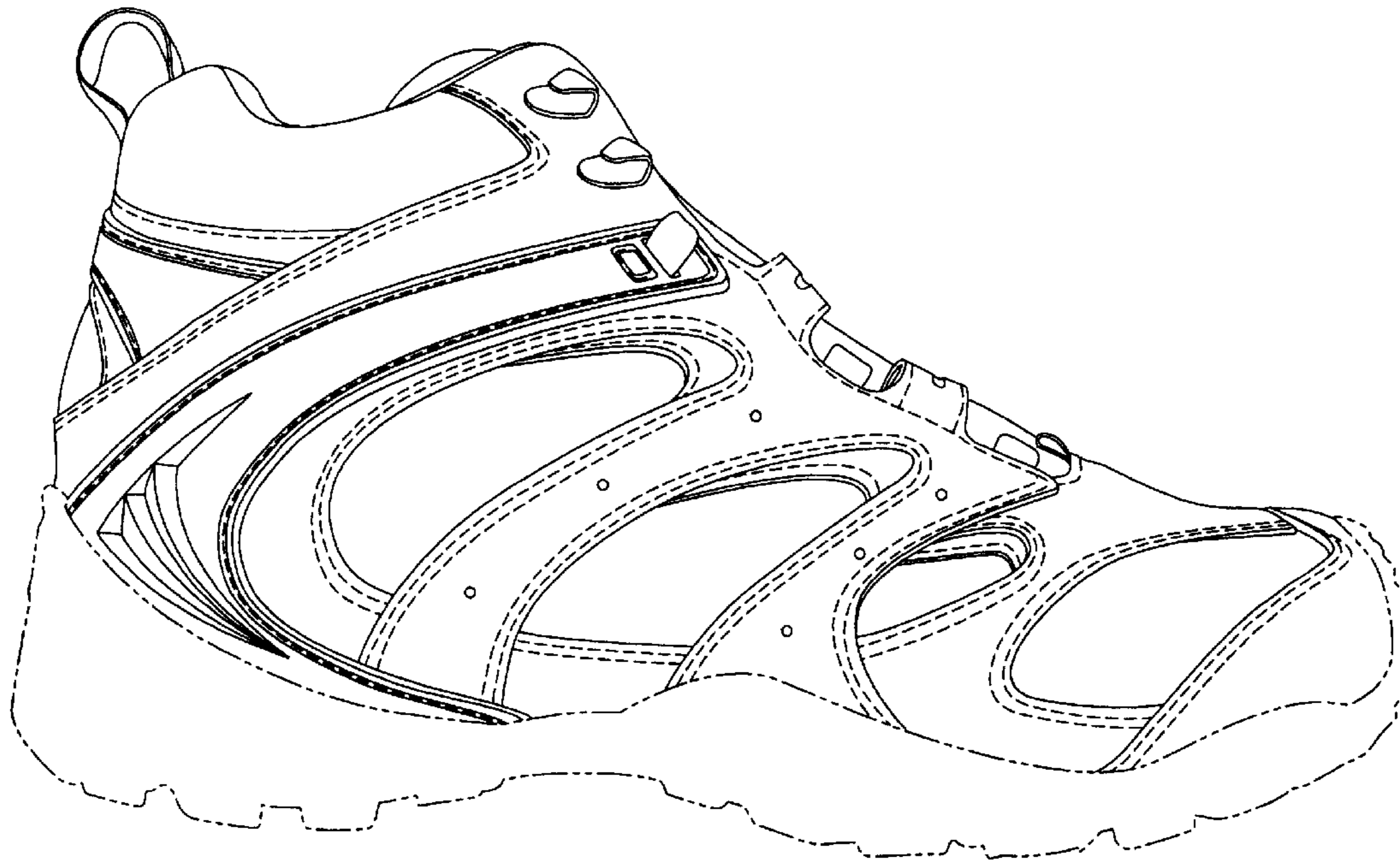


Fig. 3

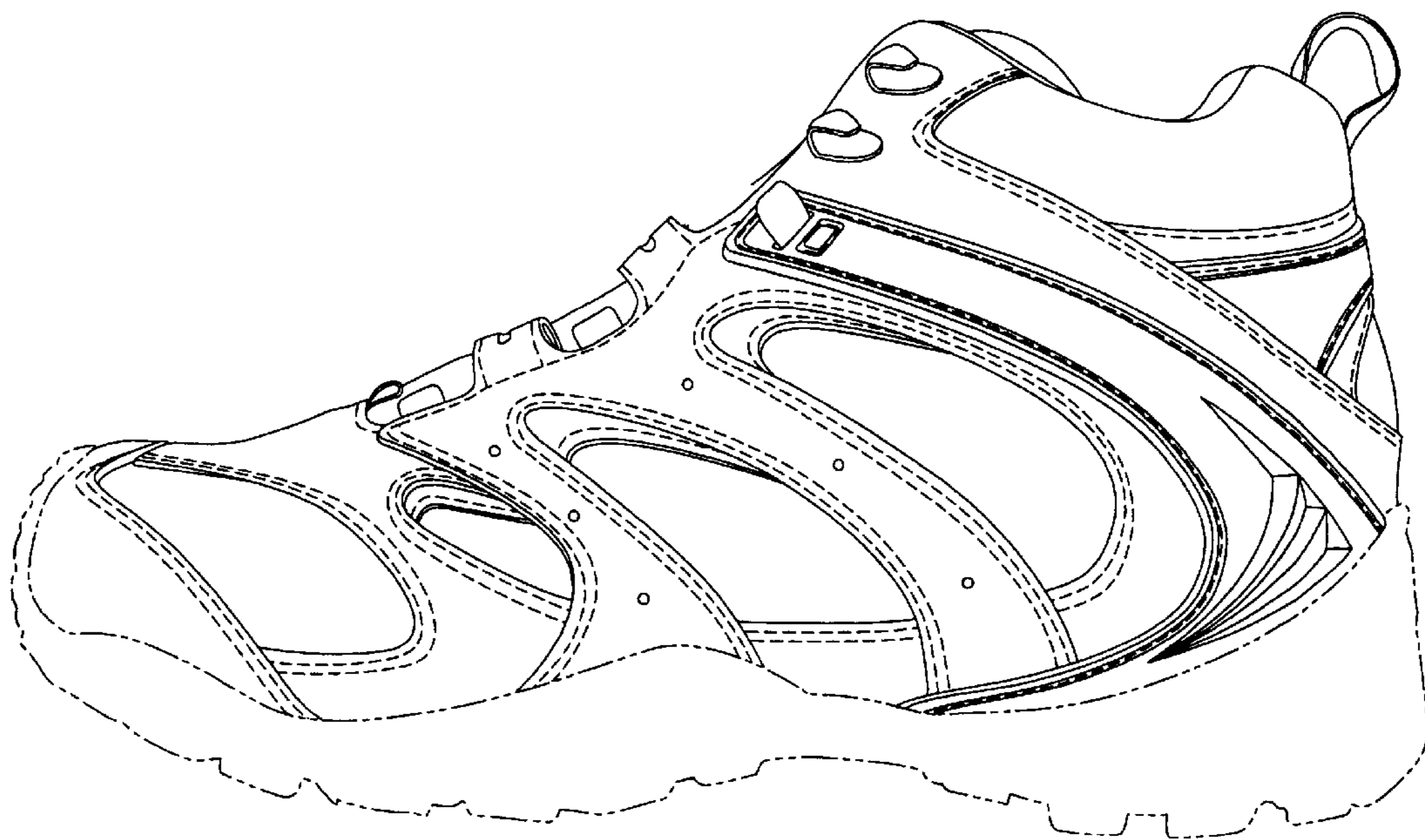


Fig. 4

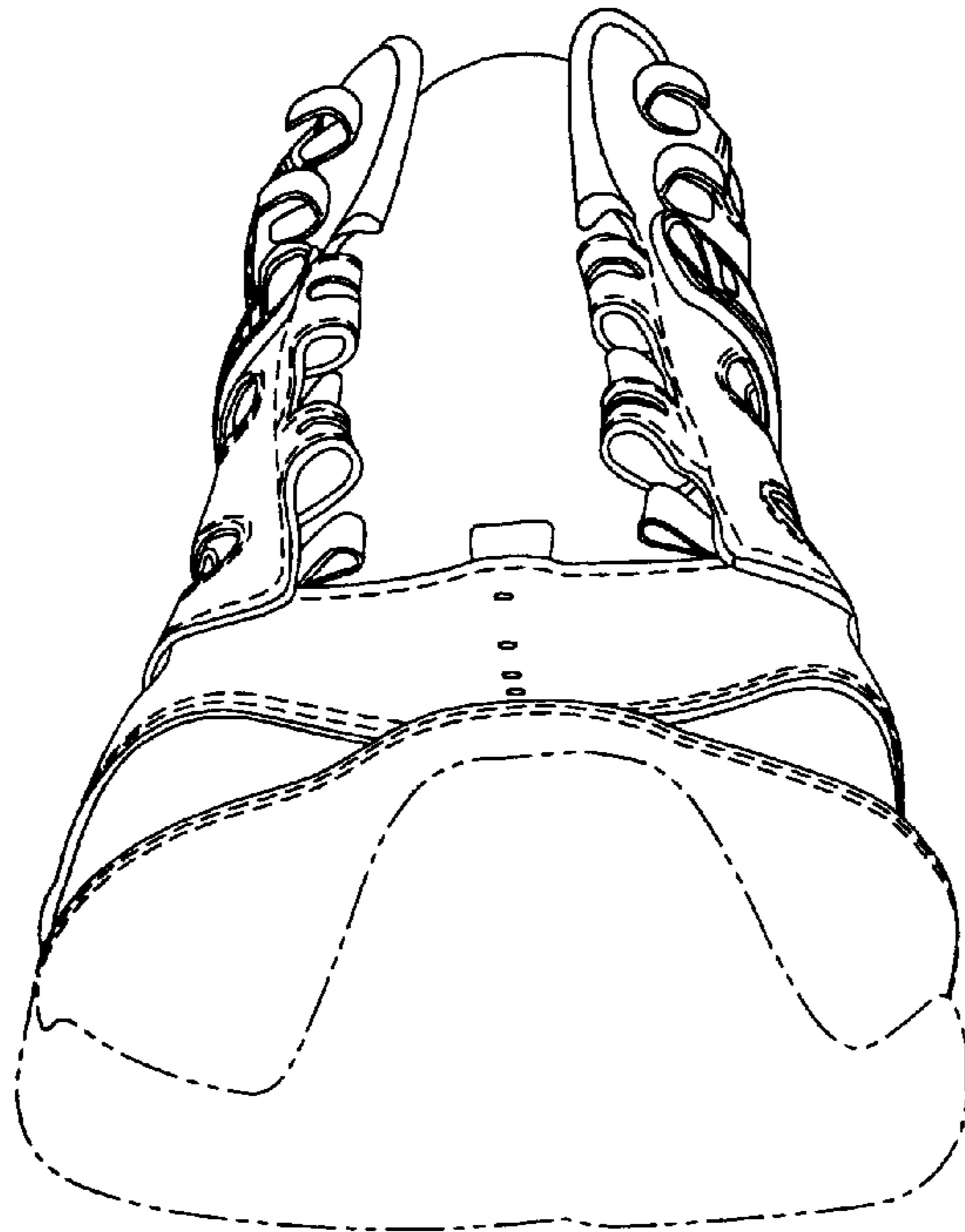


Fig. 5

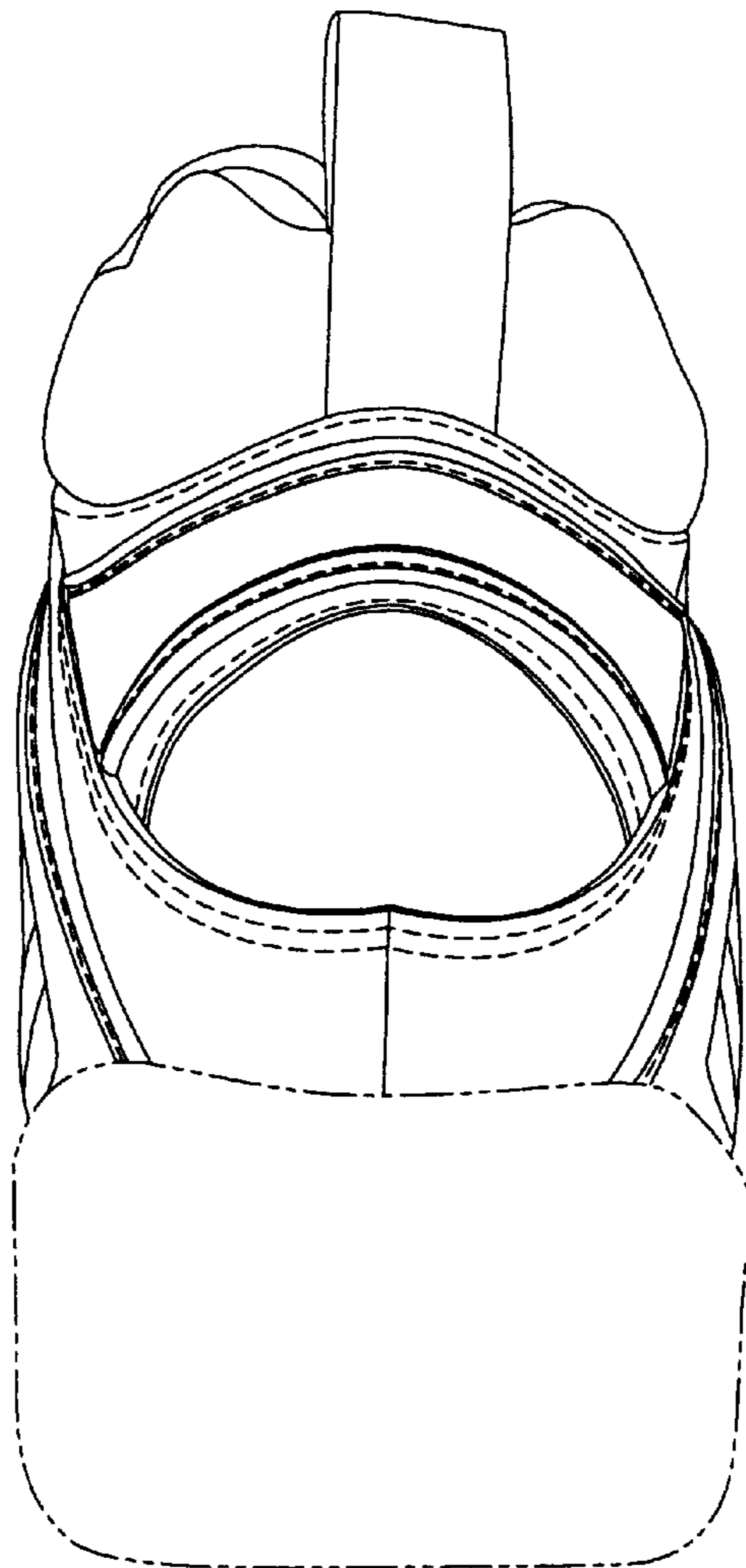


Fig. 6