



US00D538016S

(12) **United States Design Patent**
McClaskie

(10) **Patent No.:** **US D538,016 S**

(45) **Date of Patent:** **** *Mar. 13, 2007**

- (54) **OUTSOLE FOR A SHOE**
- (75) Inventor: **Thomas E. McClaskie**, Bethlehem, PA (US)
- (73) Assignee: **Columbia Insurance Company**, Omaha, NE (US)
- (*) Notice: This patent is subject to a terminal disclaimer.
- (**) Term: **14 Years**
- (21) Appl. No.: **29/214,839**
- (22) Filed: **Oct. 8, 2004**
- (51) **LOC (8) Cl.** **02-04**
- (52) **U.S. Cl.** **D2/959; D2/949; D2/953**
- (58) **Field of Classification Search** D2/902, D2/946-949, 951-960; 36/3 B, 22 R, 24.5, 36/25 R, 28, 32 R, 34 R, 67 A, 59 C
See application file for complete search history.

5,048,203 A	9/1991	Kling	36/32
5,185,944 A	2/1993	Okajima	36/45
D335,953 S	* 6/1993	Tyng	D2/954
D344,847 S	* 3/1994	Mancebo	D2/902
D345,453 S	* 3/1994	Carpenter	D2/955
5,499,459 A	3/1996	Tomaro	36/10
5,526,584 A	6/1996	Bleimhofer et al.	36/10
D381,494 S	* 7/1997	Anderson	D2/959
D384,798 S	* 10/1997	Gray	D2/964
5,738,937 A	4/1998	Baychar	428/316.6
D402,449 S	* 12/1998	Robinson et al.	D2/951
D430,968 S	* 9/2000	Carroll	D2/962
6,161,315 A	* 12/2000	Dalton	36/134
D468,083 S	* 1/2003	Morais	D2/960
D483,555 S	* 12/2003	Robinson et al.	D2/954
D501,707 S	* 2/2005	Nakano	D2/959

* cited by examiner

Primary Examiner—Celia A. Murphy
(74) *Attorney, Agent, or Firm*—St. Onge Steward Johnston & Reens LLC

(57) **CLAIM**

I claim the ornamental design for an outsole for a shoe, as shown and described.

DESCRIPTION

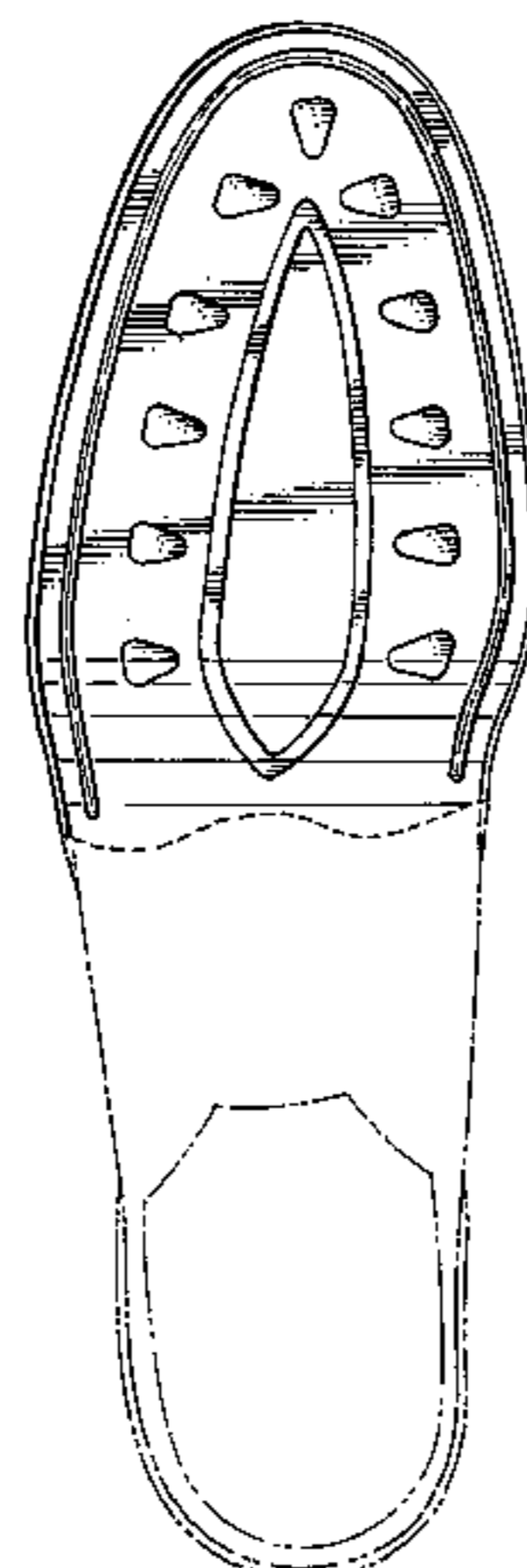
FIG. 1 is a bottom view of an outsole for a shoe showing my new design;
 FIG. 2 is a left side view of the outsole for a shoe shown in FIG. 1;
 FIG. 3 is a right side view of the outsole for a shoe shown in FIGS. 1-2;
 FIG. 4 is a front view of the outsole for a shoe shown in FIGS. 1-3; and,
 FIG. 5 is a perspective view of the outsole for a shoe shown in FIGS. 1-4.
 The broken lines showing a shoe upper in FIGS. 1-4 represent the portions of the design that form no part of the claim. The broken wavy line immediately adjacent to the claimed surface in FIGS. 1-3, and 5 represents the boundary of the claimed design with the broken line itself forming no part of the claim.

1 Claim, 3 Drawing Sheets

(56) **References Cited**

U.S. PATENT DOCUMENTS

330,289 A	* 11/1885	Bosworthe	36/22 R
1,974,543 A	9/1934	Reymond	
2,046,217 A	6/1936	Strauss	
2,079,237 A	5/1937	Allard	
2,160,768 A	5/1939	Wasser	
2,344,069 A	3/1944	Wasser	
3,091,871 A	6/1963	Tronche	
3,175,310 A	3/1965	MacQuaid	
3,175,311 A	3/1965	MacQuaid	
3,191,321 A	6/1965	Brutting	
3,213,551 A	10/1965	Krauss	
3,407,518 A	10/1968	MacQuaid et al.	
3,525,165 A	8/1970	Randall, Jr.	
3,561,142 A	2/1971	Streit, Sr. et al.	
D256,518 S	* 8/1980	Moesle	D2/960
4,231,170 A	11/1980	Griswold	36/72
4,366,629 A	1/1983	Scherz	36/4
4,562,652 A	1/1986	Hensler	36/102
4,908,963 A	3/1990	Krajcir et al.	36/77
4,995,174 A	2/1991	Hong et al.	36/72



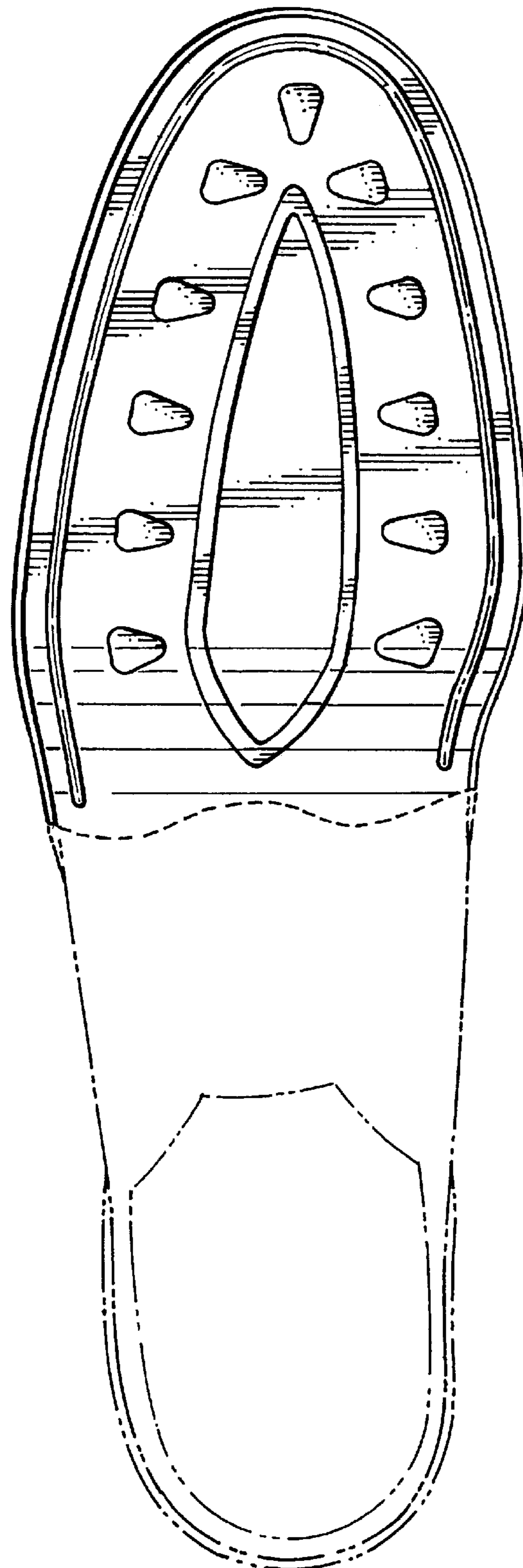


FIG. 1

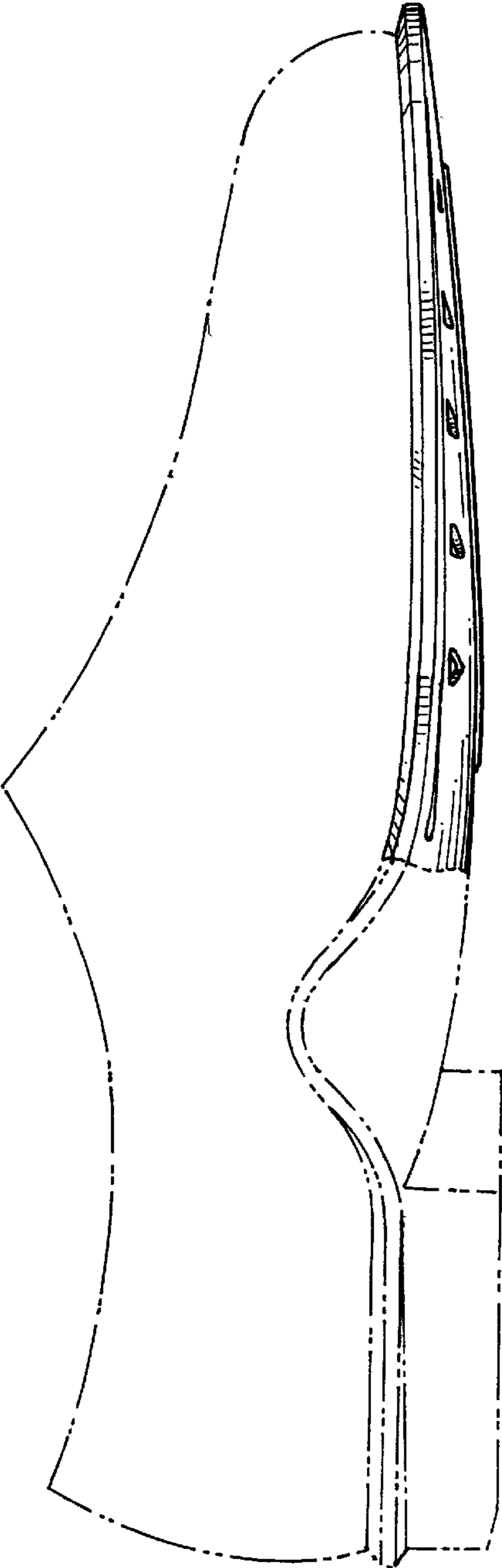


FIG. 2

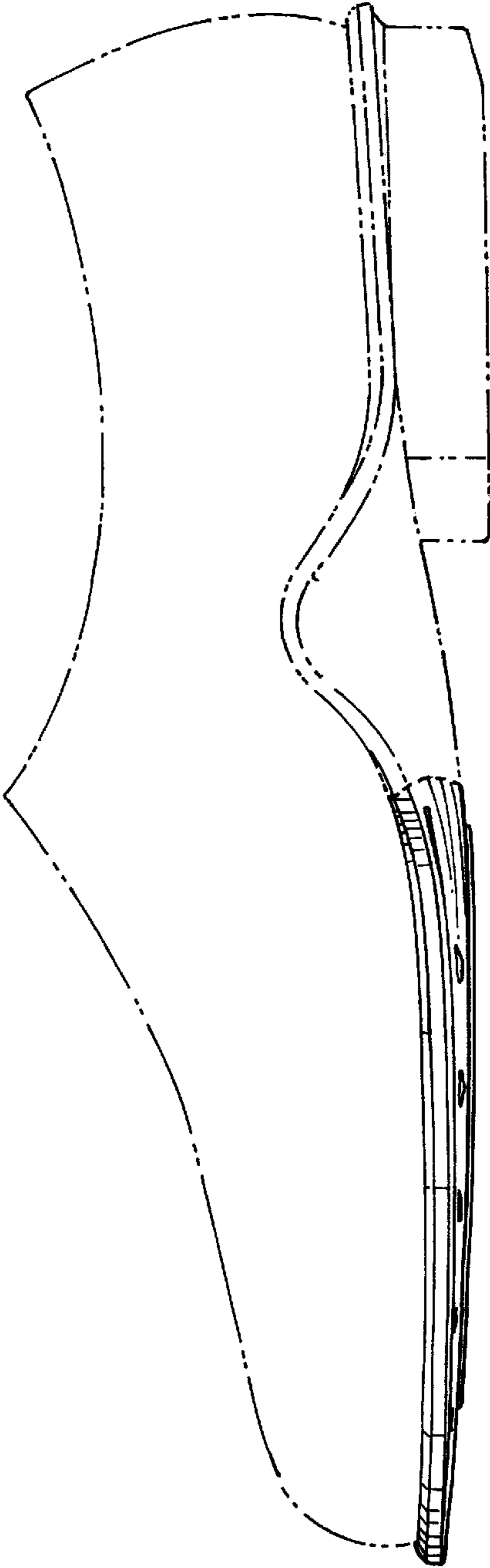


FIG. 3

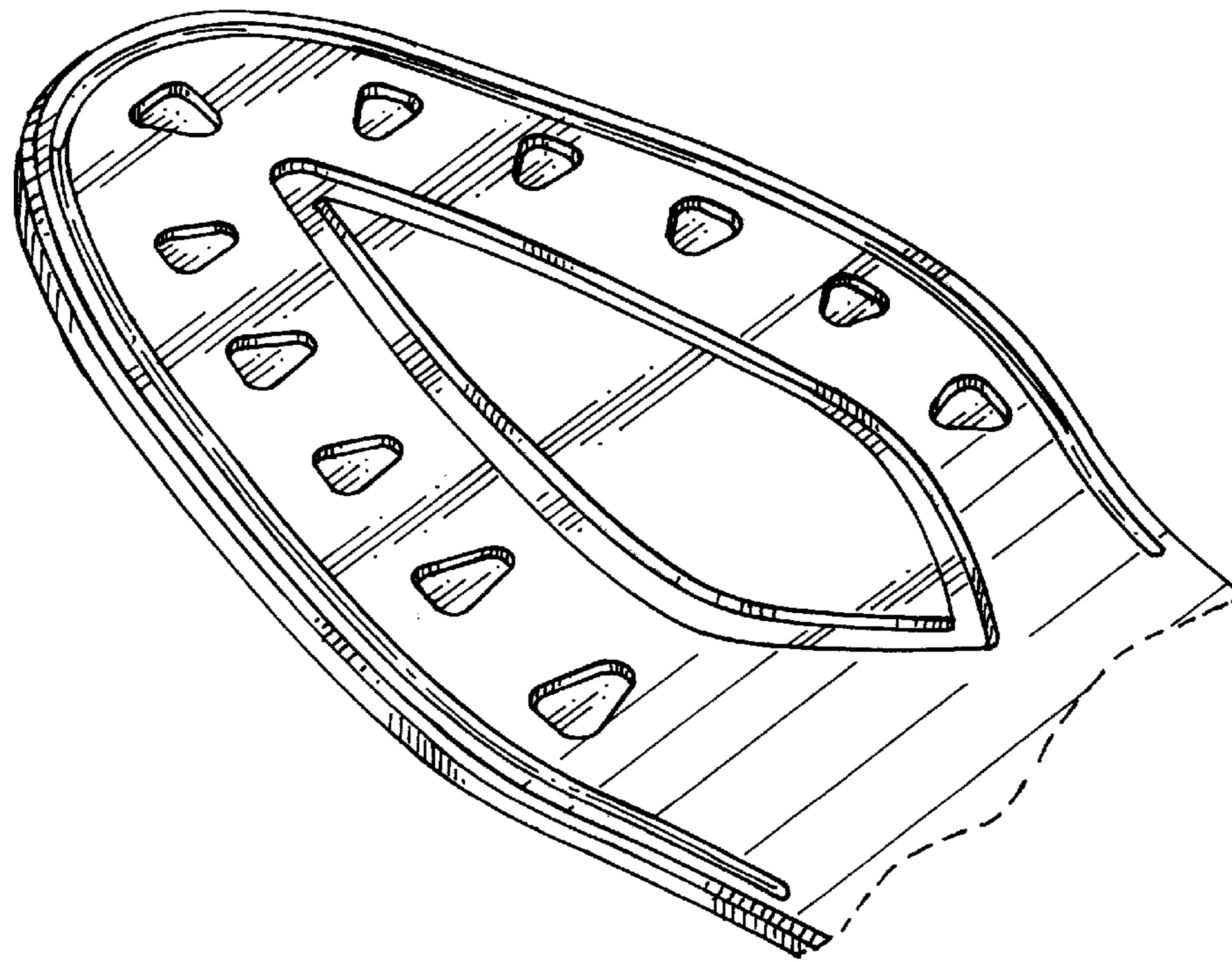


FIG. 5

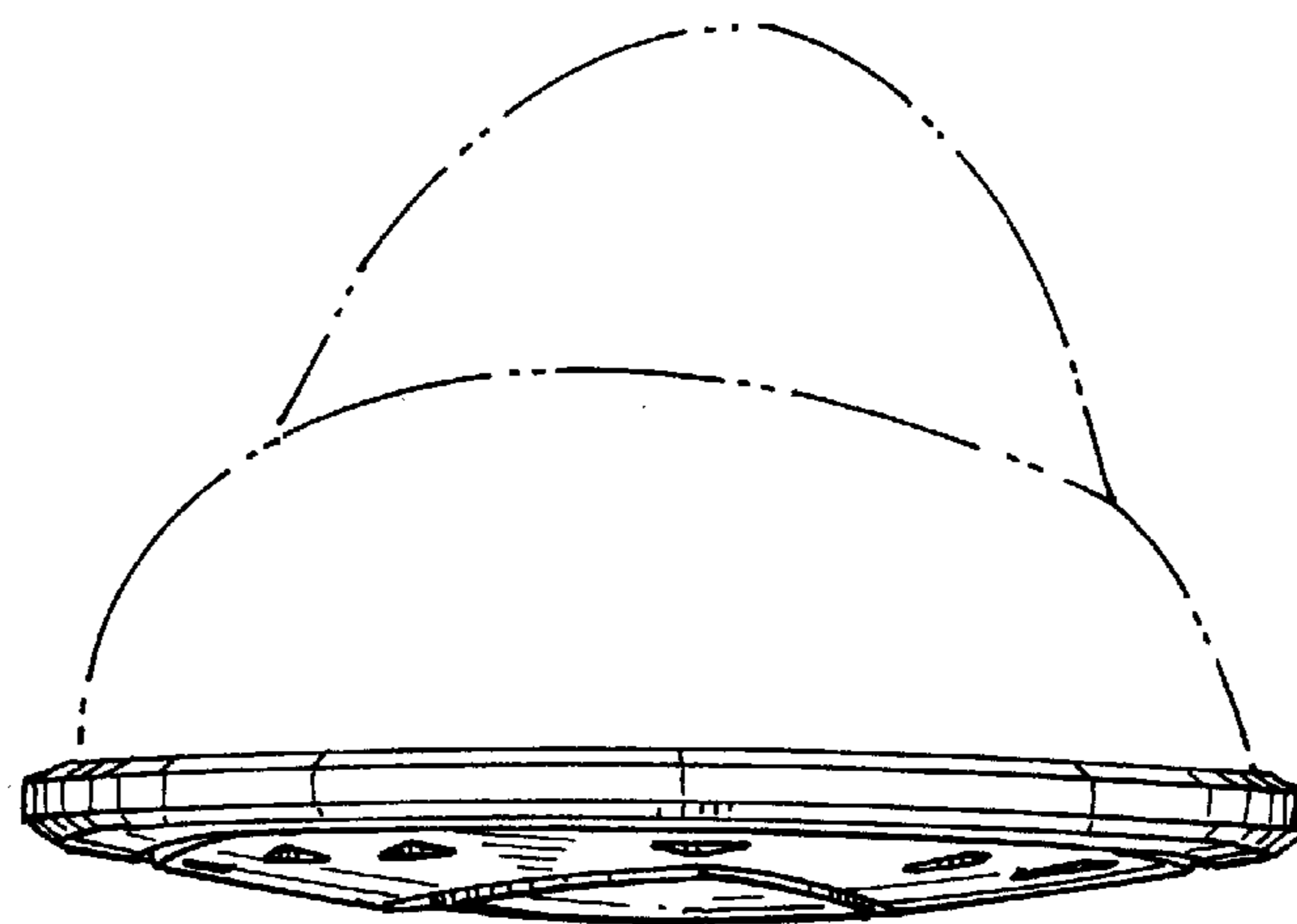


FIG. 4