

US00D538012S

(12) **United States Design Patent**
Della Valle

(10) **Patent No.:** **US D538,012 S**

(45) **Date of Patent:** **** Mar. 13, 2007**

(54) **SHOE**

(75) **Inventor:** **Andrea Della Valle**, Sant'Elpidio a Mare (IT)

(73) **Assignee:** **TOD'S S.p.A.**, Sant'Elpidio a Marc (IT)

(**) **Term:** **14 Years**

(21) **Appl. No.:** **29/227,905**

(22) **Filed:** **Apr. 18, 2005**

(30) **Foreign Application Priority Data**

Oct. 18, 2004 (EM) 000243621

(51) **LOC (8) Cl.** **02-04**

(52) **U.S. Cl.** **D2/907; D2/902; D2/908; D2/943**

(58) **Field of Classification Search** D2/902, D2/907, 908, 943, 944, 951, 924, 969, 972-974; 36/45, 50.1, 77 M, 77 R, 83, 88, 113, 114, 36/126-131

See application file for complete search history.

(56) **References Cited**

U.S. PATENT DOCUMENTS

D474,580 S * 5/2003 Pollastrelli D2/907

D503,519 S * 4/2005 Della Valle D2/907

D517,299 S * 3/2006 Drury D2/969

D517,302 S * 3/2006 Ardissono D2/969

D522,722 S * 6/2006 Wilkenfeld et al. D2/902

D523,218 S * 6/2006 Burg D2/969

D524,015 S * 7/2006 Burg D2/902

* cited by examiner

Primary Examiner—Dominic Simone

(74) *Attorney, Agent, or Firm*—Sughrue Mion, PLLC

(57) **CLAIM**

The ornamental design for a shoe, as shown.

DESCRIPTION

FIG. 1 is a perspective view of the top, front and left side of a shoe showing my design;

FIG. 2 is a front elevational view thereof;

FIG. 3 is a rear elevational view thereof;

FIG. 4 is a right side elevational view thereof;

FIG. 5 is a left side elevational view thereof;

FIG. 6 is a top plan view thereof; and,

FIG. 7 is a bottom plan view thereof.

1 Claim, 4 Drawing Sheets







Fig. 1




Fig. 2




Fig. 3




Fig. 4




Fig. 5




Fig. 6




Fig. 7