



US00D537967S

(12) **United States Design Patent**
Lo et al.

(10) **Patent No.:** **US D537,967 S**
(45) **Date of Patent:** **** Mar. 6, 2007**

(54) **LANTERN**

D468,039 S * 12/2002 Poon D26/40
D485,385 S * 1/2004 Lo D26/40

(75) Inventors: **Eddie Ying-Hoi Lo**, Hong Kong (HK);
Victor Tin-Shun Au Yeung, Hong
Kong (HK)

* cited by examiner

Primary Examiner—Marcus A. Jackson

(73) Assignee: **Lomak Industrial Co., Ltd.**, Hong
Kong (HK)

(74) *Attorney, Agent, or Firm*—Buchanan Ingersoll &
Rooney PC

(**) Term: **14 Years**

(57) **CLAIM**

The ornamental design for a lantern, as shown and
described.

(21) Appl. No.: **29/240,869**

(22) Filed: **Oct. 20, 2005**

DESCRIPTION

(51) **LOC (8) Cl.** **26-02**

FIG. 1 is a front view of a lantern showing our new design.

(52) **U.S. Cl.** **D26/40**

FIG. 2 is a rear view thereof.

(58) **Field of Classification Search** D26/37-50;

FIG. 3 is a top view thereof.

362/157, 158, 171-174, 183-208

FIG. 4 is a bottom view thereof from the left side.

See application file for complete search history.

FIG. 5 is an elevation view thereof from the left side.

FIG. 6 is an elevation view thereof from the right side; and,


FIG. 7 is a perspective view thereof.

(56) **References Cited**

U.S. PATENT DOCUMENTS

D443,088 S * 5/2001 Skidmore et al. D26/40

1 Claim, 2 Drawing Sheets






Fig. 1




Fig. 2




Fig. 3




Fig. 4

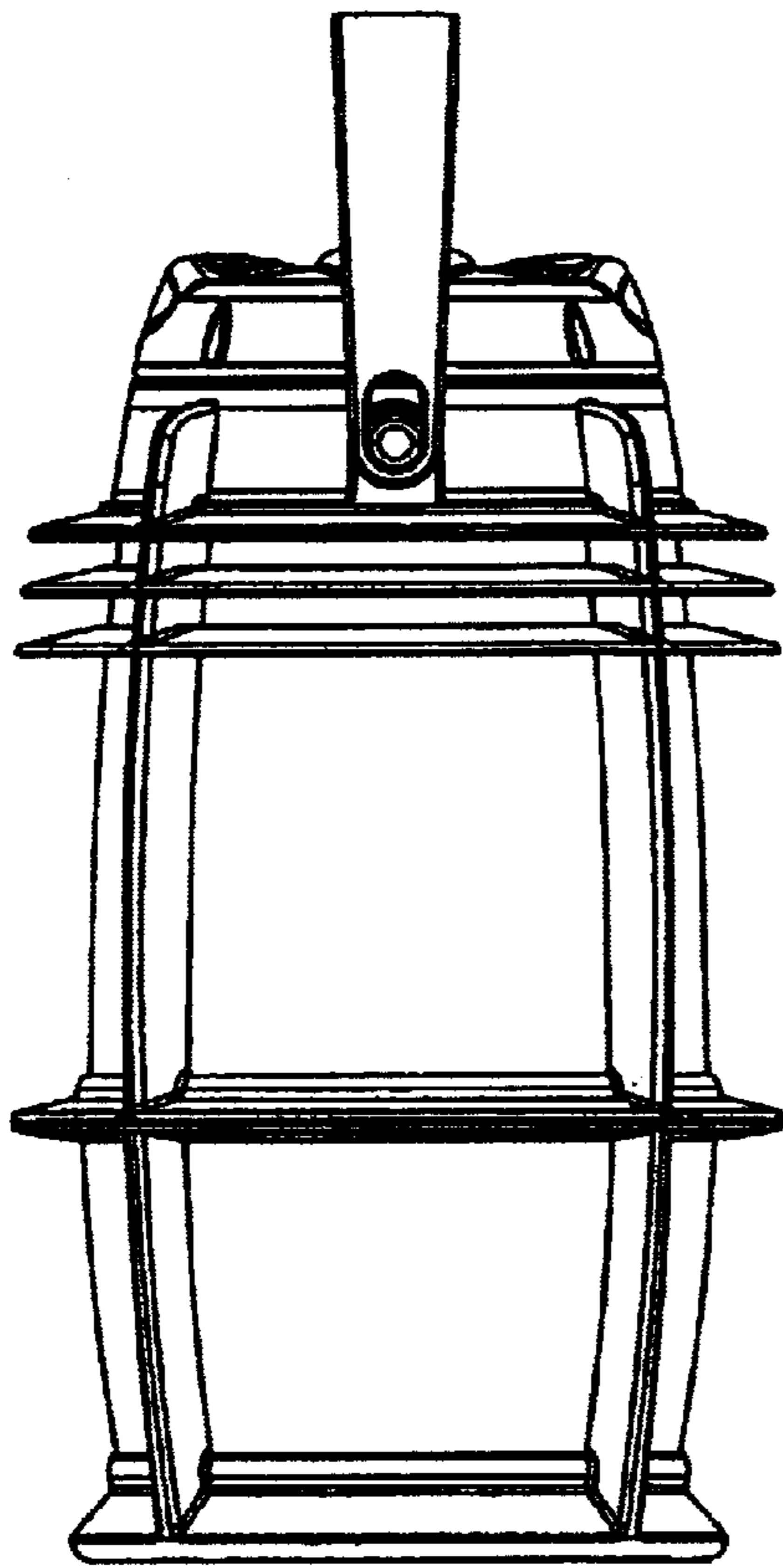


Fig. 5




Fig. 6




Fig. 7