

US00D537955S

(12) **United States Design Patent**  
**Mertins**

(10) **Patent No.:** **US D537,955 S**

(45) **Date of Patent:** **\*\* Mar. 6, 2007**

(54) **FENCE**

D380,557 S \* 7/1997 German ..... D25/42  
D423,683 S \* 4/2000 Dashevsky ..... D25/39  
D455,839 S \* 4/2002 Pettit et al. .... D25/42

(75) Inventor: **Heiko Mertins**, Mannheim (DE)

\* cited by examiner

(73) Assignee: **Gustav Alberts GmbH & Co. KG**,  
Herscheid (DE)

*Primary Examiner*—Doris Clark

(\*\*) Term: **14 Years**

(74) *Attorney, Agent, or Firm*—Henry M. Feiereisen;  
Ursula B. Day

(21) Appl. No.: **29/239,351**

(57) **CLAIM**

(22) Filed: **Sep. 29, 2005**

The ornamental design for a fence, as shown and described.

(51) **LOC (8) Cl.** ..... **25-02**

**DESCRIPTION**

(52) **U.S. Cl.** ..... **D25/39**

(58) **Field of Classification Search** ..... 256/2,  
256/7, 19, 22, 33, 59, 65.01, 65.02; 52/300;  
D25/38, 126, 39, 42, 44, 45, 46, 135, 121  
See application file for complete search history.

FIG. 1 is a perspective view of a fence showing my new design;

FIG. 2 is a front elevational view thereof, the rear view being a mirror image thereof;

FIG. 3 is a top plan view thereof;

FIG. 4 is bottom plan view thereof;

FIG. 5 is a right side elevational view thereof; and,

FIG. 6 is a left side elevational view thereof.

The broken lines are for illustrative purposes only and form no part of the claimed design.

(56) **References Cited**

**U.S. PATENT DOCUMENTS**

D166,382 S \* 4/1952 Falatico ..... D25/50  
2,877,989 A \* 3/1959 Brodersen ..... 256/19  
5,192,054 A \* 3/1993 Sharp ..... 256/24

**1 Claim, 3 Drawing Sheets**




FIG. 1

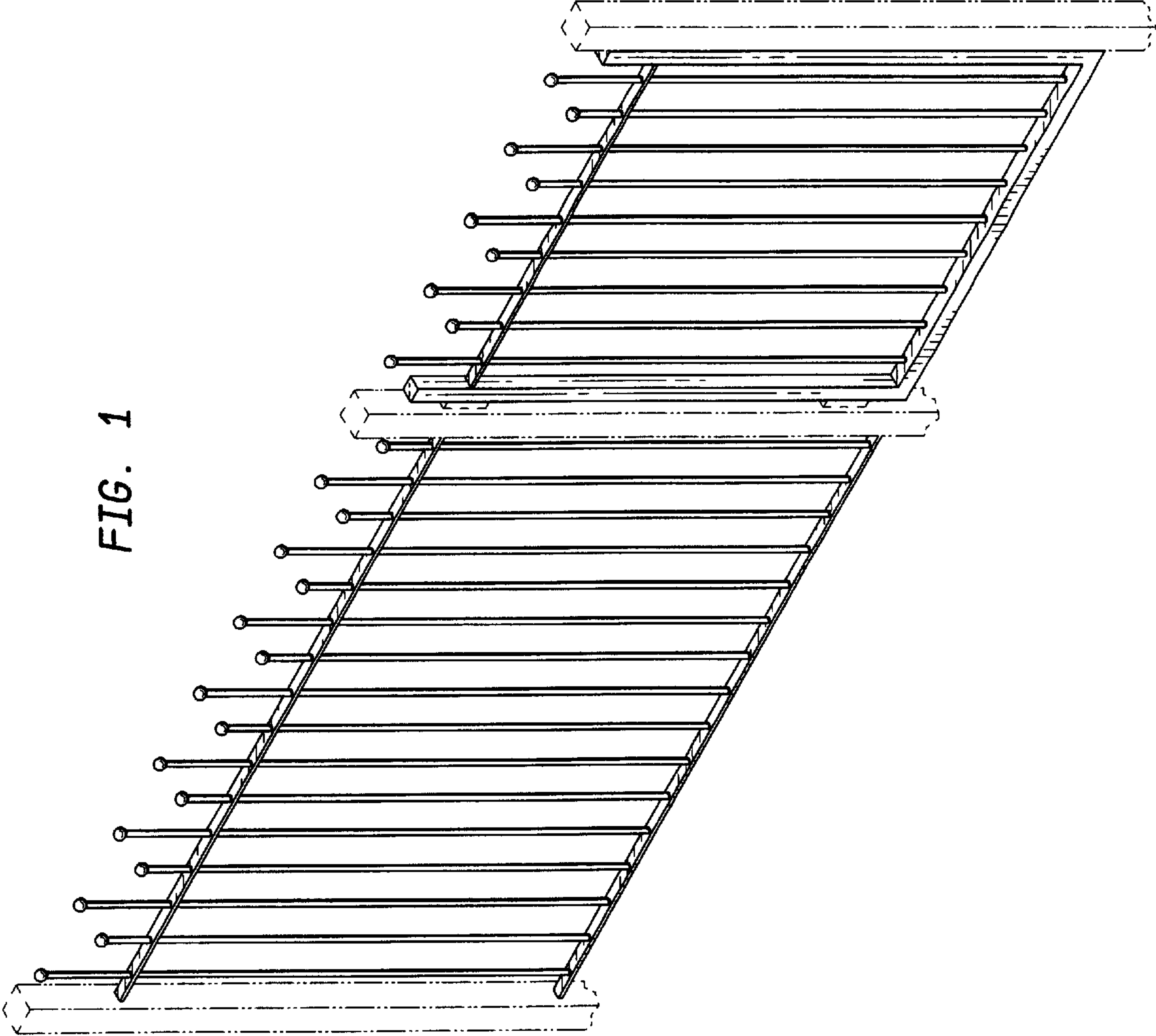


FIG. 3



FIG. 2

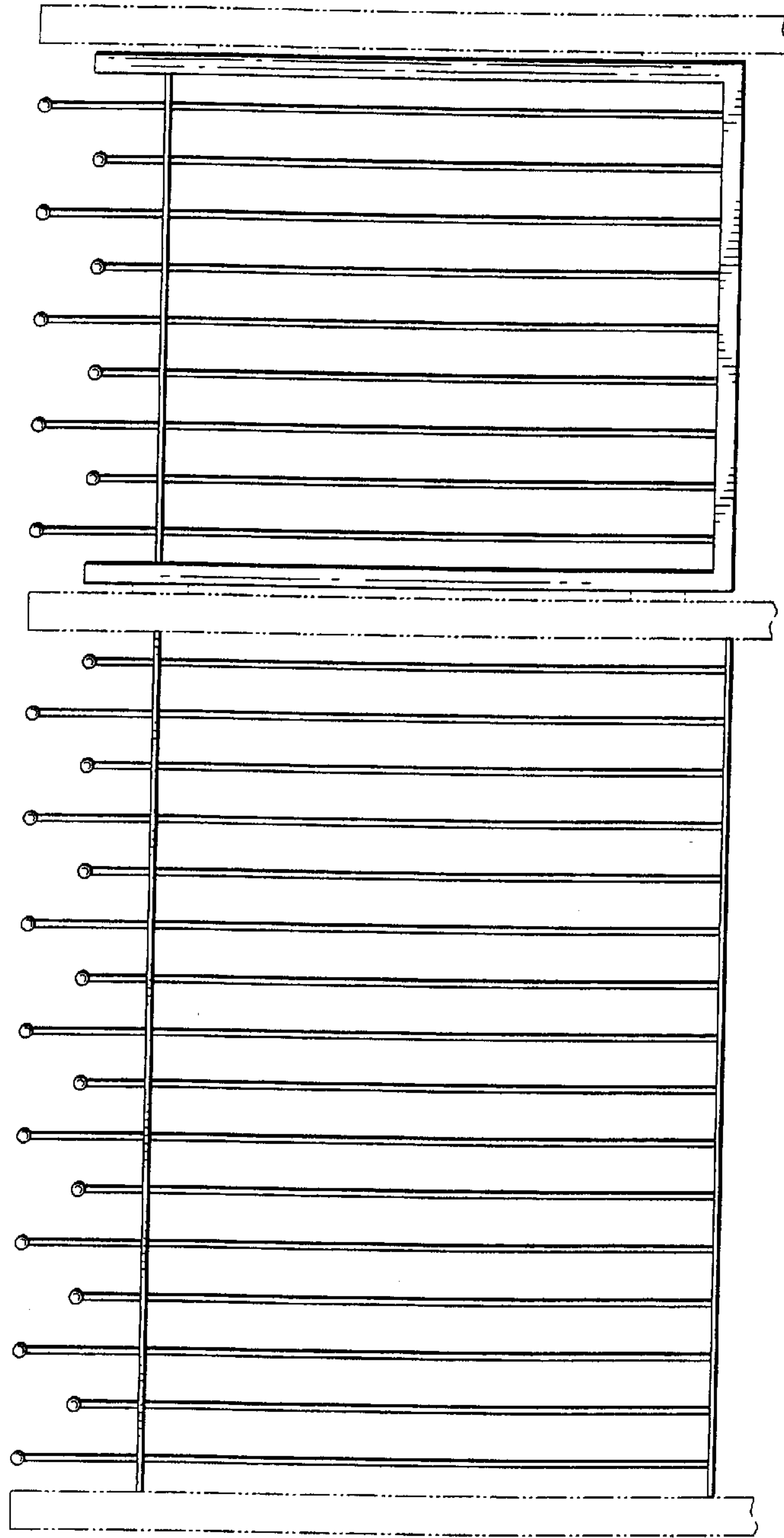
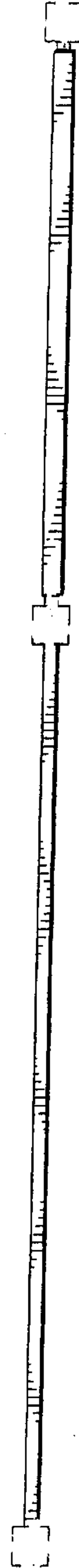


FIG. 4



*FIG. 5*



*FIG. 6*

