



US00D537950S

(12) **United States Design Patent**
Haunschild et al.

(10) **Patent No.:** **US D537,950 S**
(45) **Date of Patent:** **** Mar. 6, 2007**

(54) **CONTAINER FOR CLEANING MEDICAL INSTRUMENTS**

(75) Inventors: **Karl-Heinz Haunschild**, Meuhlheim (DE); **Danilo Melis**, Tuttlingen (DE)

(73) Assignee: **Karl Storz GmbH & Co. KG** (DE)

(**) Term: **14 Years**

(21) Appl. No.: **29/261,704**

(22) Filed: **Jun. 19, 2006**

Related U.S. Application Data

(62) Division of application No. 29/216,532, filed on Nov. 4, 2004.

(30) **Foreign Application Priority Data**

May 4, 2004 (EP) 000174503

(51) **LOC (8) Cl.** **24-02**

(52) **U.S. Cl.** **D24/217**

(58) **Field of Classification Search** D24/156,
D24/216-232; 206/368-370, 379; 211/69-70;
422/297, 300; 433/77

See application file for complete search history.

(56) **References Cited**

U.S. PATENT DOCUMENTS

4,798,292 A	1/1989	Hauze	206/439
5,340,551 A	8/1994	Berry, Jr.	422/300
5,540,901 A	7/1996	Riley	422/300
D387,177 S	12/1997	Davis	D24/227
5,843,387 A	12/1998	Dane et al.	422/300
5,906,801 A	5/1999	Goughnour	422/300
6,116,452 A	9/2000	Hamel et al.	220/318

Primary Examiner—Louis Zarfaz

Assistant Examiner—Mark Cavanna

(74) *Attorney, Agent, or Firm*—St. Onge Steward Johnston & Reens LLC


(57) **CLAIM**

The ornamental design for container for cleaning medical instruments, as shown and described in the drawings.

DESCRIPTION

FIG. 1 is a top perspective view of a container for cleaning medical instruments showing my the new design; FIG. 2 is a bottom perspective view thereof; and, FIG. 3 is a partial perspective side view thereof.

1 Claim, 3 Drawing Sheets






FIG. 1




FIG. 2




FIG. 3