



US00D537947S

(12) **United States Design Patent**
Miyachika et al.

(10) **Patent No.:** **US D537,947 S**

(45) **Date of Patent:** **** Mar. 6, 2007**

(54) **MEDICAL PATCH**

(75) Inventors: **Takafumi Miyachika**, Tosu (JP);
Kenichi Yamashita, Tosu (JP)

(73) Assignee: **Hisamitsu Pharmaceutical Co., Inc.**,
Tosu (JP)

(**) Term: **14 Years**

(21) Appl. No.: **29/218,321**

(22) Filed: **Dec. 1, 2004**

(30) **Foreign Application Priority Data**

Jun. 10, 2004 (JP) D2004-017305
Jun. 10, 2004 (JP) D2004-017306

(51) **LOC (8) Cl.** **24-04**

(52) **U.S. Cl.** **D24/189**

(58) **Field of Classification Search** D24/189;
602/41-43, 55, 58, 59; 600/391-392, 394-395,
600/382, 384, 386

See application file for complete search history.

(56) **References Cited**

U.S. PATENT DOCUMENTS

1,984,158 A * 12/1934 Scholl 128/894
2,052,072 A * 8/1936 Baumwell 602/47
4,619,253 A * 10/1986 Anhauser et al. 602/42
4,829,995 A * 5/1989 Metters 602/58

6,319,515 B1 * 11/2001 Hidaka et al. 602/52
D473,940 S * 4/2003 Hantke et al. D24/124
D477,086 S * 7/2003 Tsuruda et al. D24/189
D512,509 S * 12/2005 Yamasoto et al. D24/189

FOREIGN PATENT DOCUMENTS

JP D1010143 5/1998
JP D1060809 2/2000
JP D1189675 11/2003

* cited by examiner

Primary Examiner—Louis S. Zarfes

Assistant Examiner—Daniel Yu

(74) *Attorney, Agent, or Firm*—Leydig, Voit & Mayer, Ltd.

(57) **CLAIM**

The ornamental design for a medical patch, as shown and described.

DESCRIPTION

FIG. 1 is a perspective view of a medical patch of the present invention.

FIG. 2 is a front view of the medical patch of FIG. 1.

FIG. 3 is a rear view of the medical patch of FIG. 1.

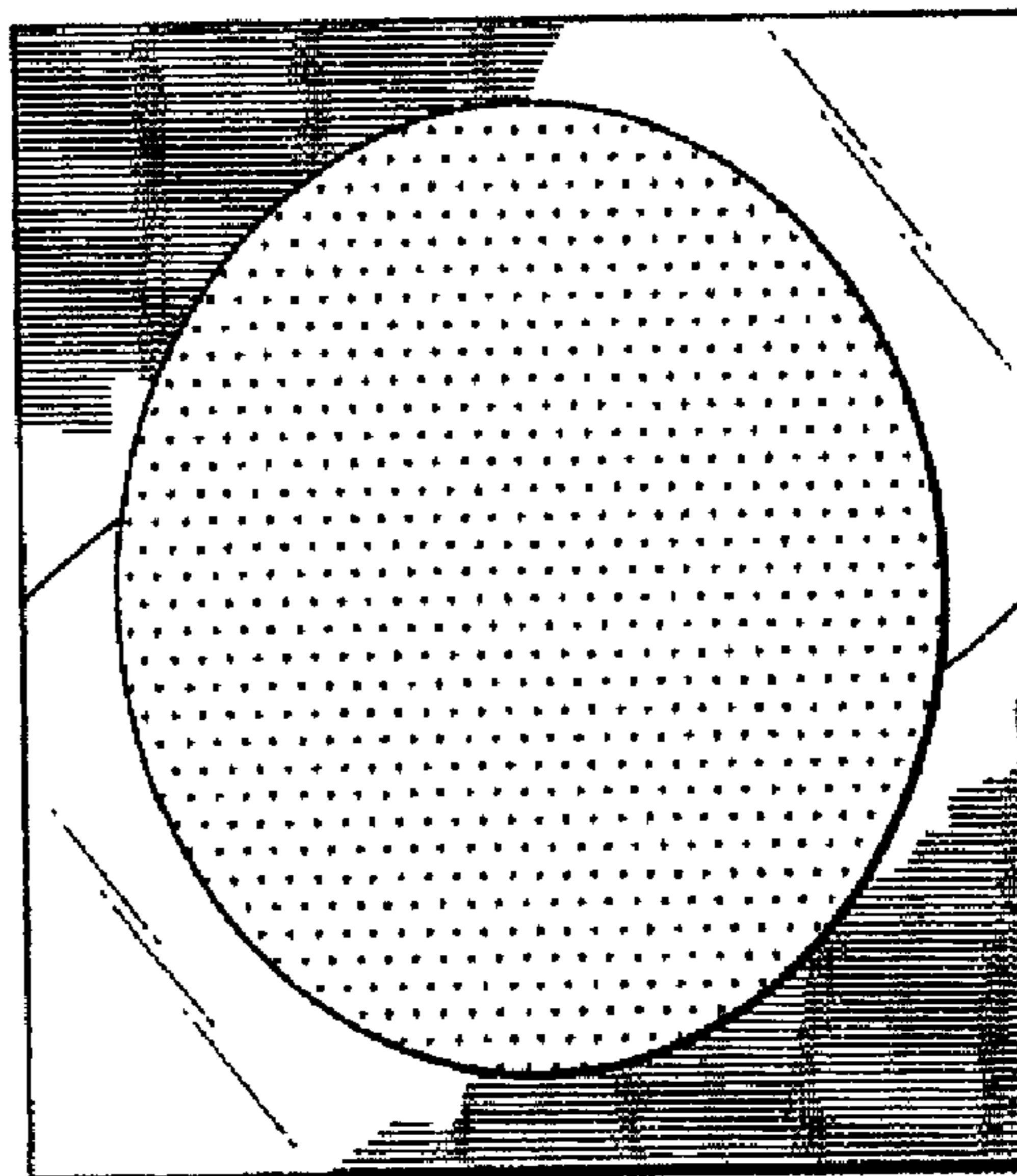
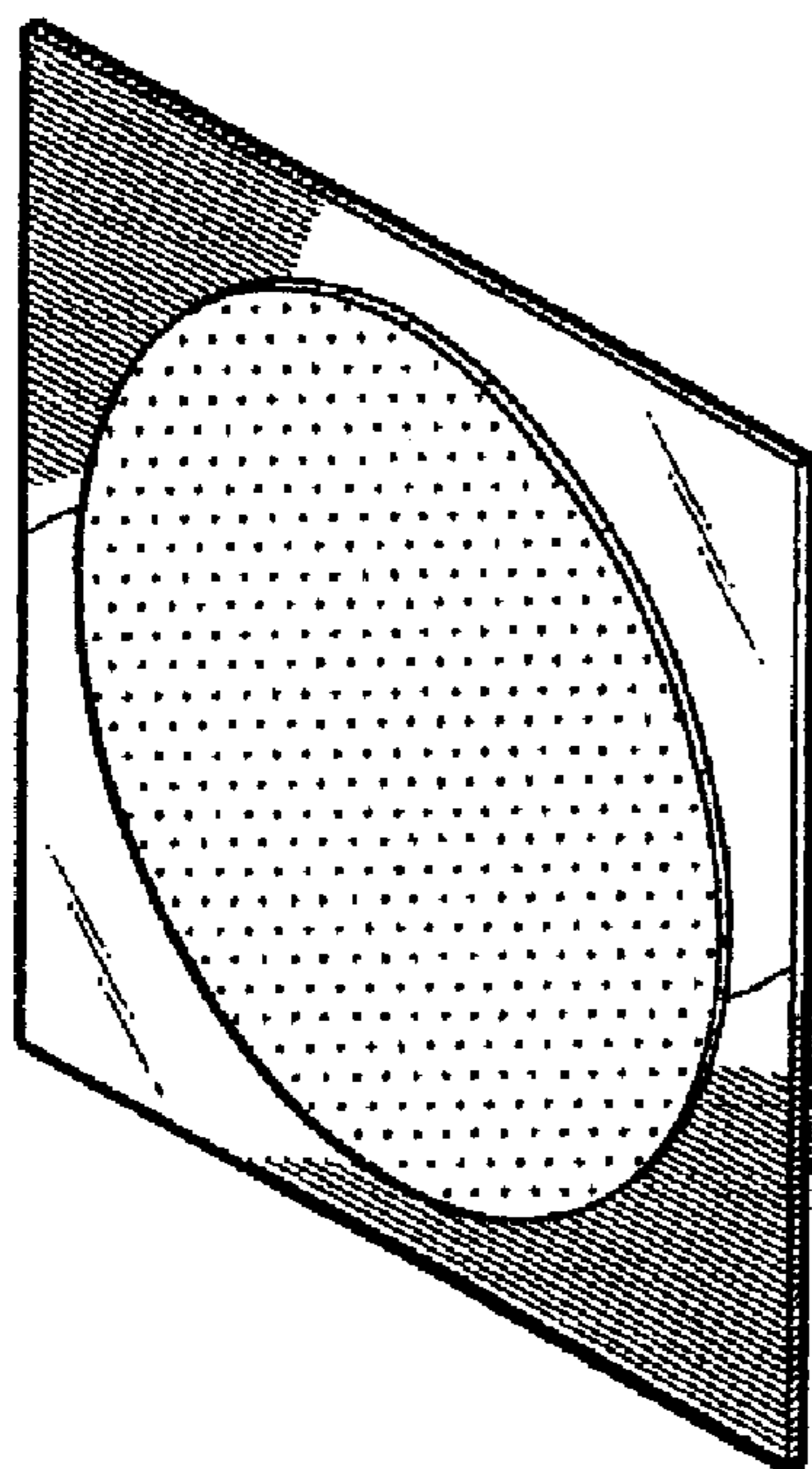
FIG. 4 is a left side view of the medical patch of FIG. 1.

FIG. 5 is a right side view of the medical patch of FIG. 1.

FIG. 6 is a top plan view of the medical patch of FIG. 1; and,

FIG. 7 is a bottom view of the medical patch of FIG. 1.

1 Claim, 7 Drawing Sheets



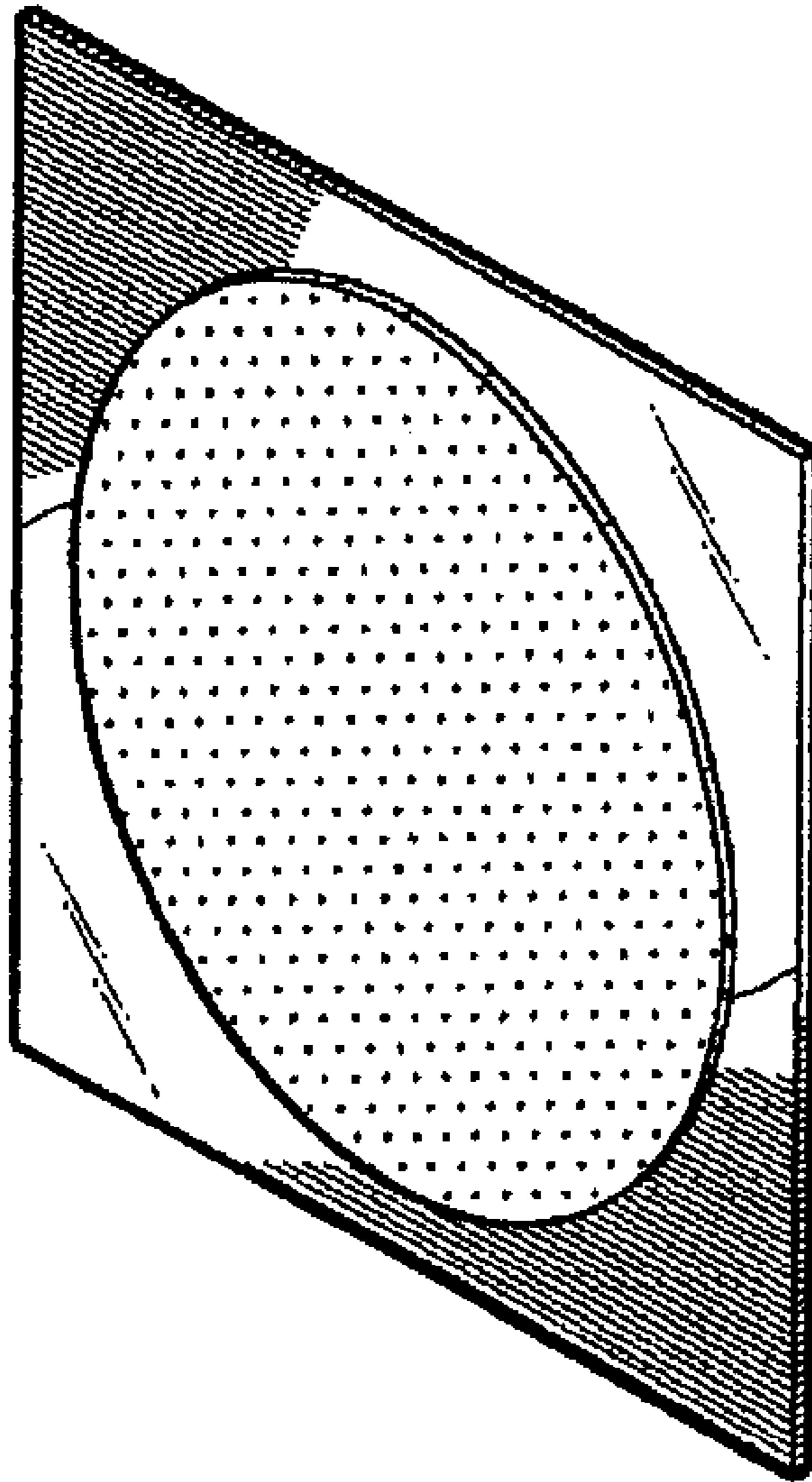


FIG. 1

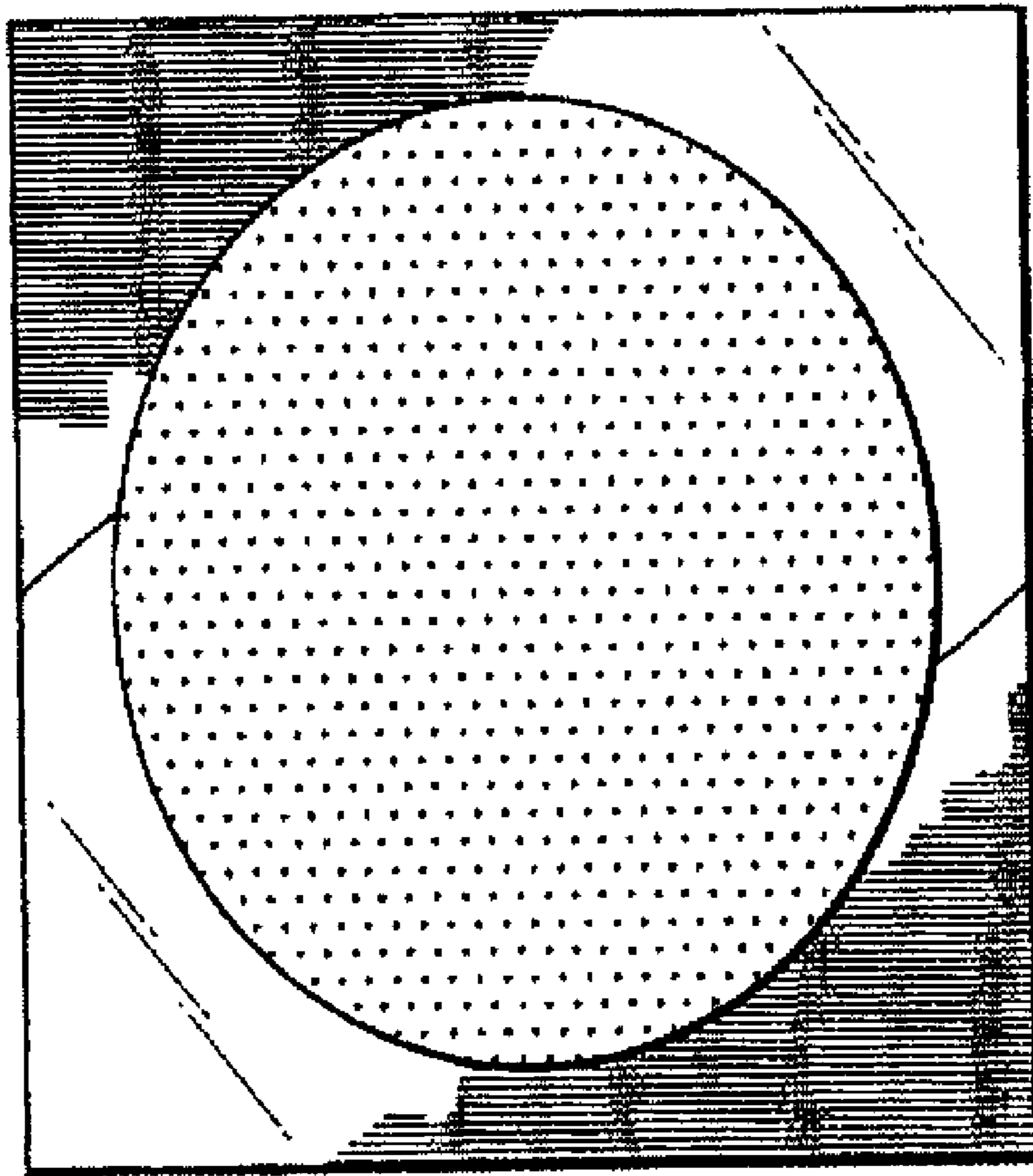


FIG. 2

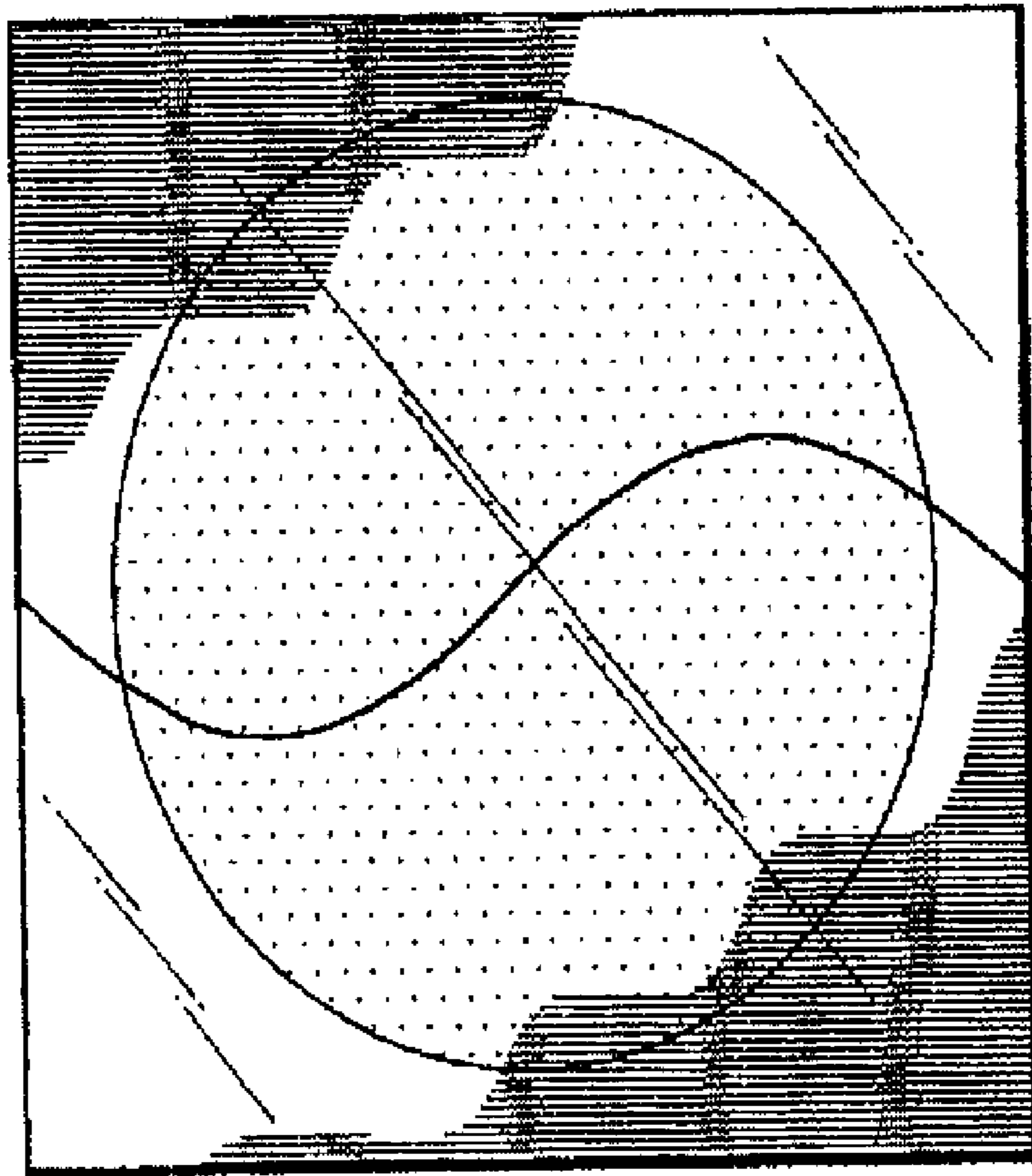


FIG. 3



FIG. 4



FIG. 5



FIG. 6



FIG. 7