



US00D537942S

(12) **United States Design Patent**  
**Cronin et al.**

(10) **Patent No.:** **US D537,942 S**

(45) **Date of Patent:** **\*\* Mar. 6, 2007**

(54) **APPLICATOR**

4,892,105 A \* 1/1990 Prass ..... 607/116  
D493,531 S \* 7/2004 Padain ..... D24/144

(75) Inventors: **Nigel Cronin**, Bath (GB); **Peter Clegg**,  
Lower Weston Bath (GB)

\* cited by examiner

(73) Assignee: **Microsulis Limited**, Denmead (GB)

*Primary Examiner*—Ian Simmons  
*Assistant Examiner*—Christopher Lee

(\*\*) Term: **14 Years**

(74) *Attorney, Agent, or Firm*—Cesari & McKenna, LLP

(21) Appl. No.: **29/215,226**

(57) **CLAIM**

(22) Filed: **Oct. 15, 2004**

We claim the ornamental design for an applicator, as shown  
and described.

(30) **Foreign Application Priority Data**

Apr. 19, 2004 (EM) ..... 000171905

**DESCRIPTION**

(51) **LOC (8) Cl.** ..... **24-02**

(52) **U.S. Cl.** ..... **D24/144**

(58) **Field of Classification Search** ..... D24/144,  
D24/133, 143, 147; 604/93; 606/182; 600/351,  
600/378, 6

See application file for complete search history.

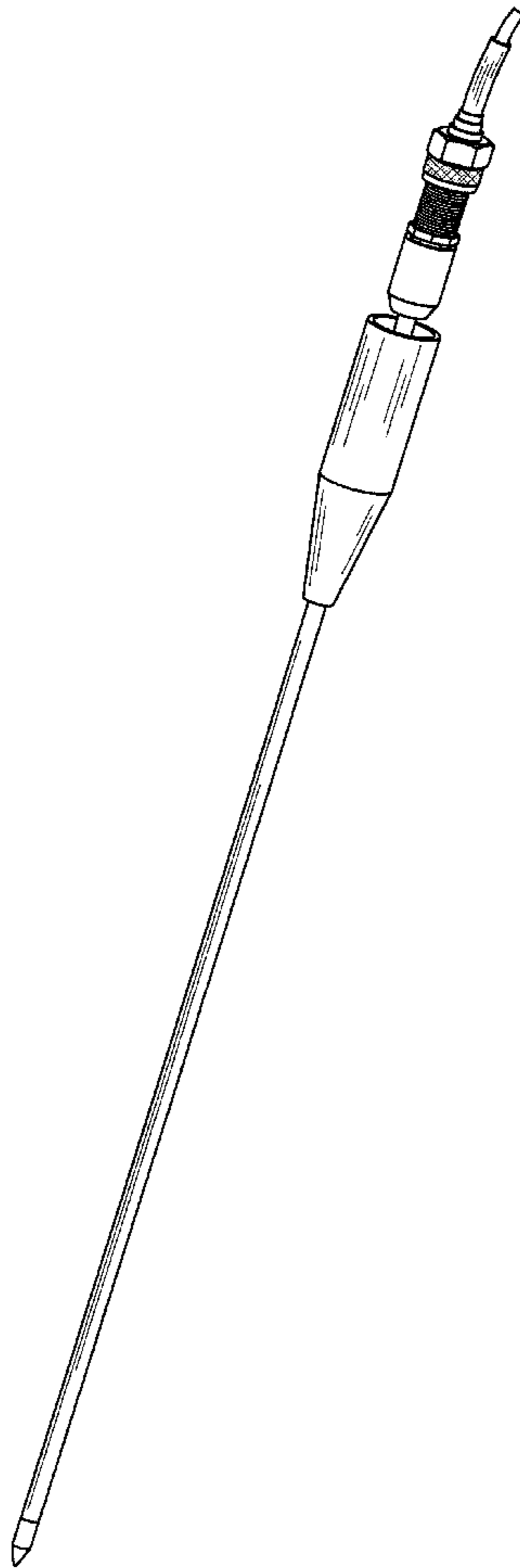
FIG. 1 is a perspective view of an applicator;  
FIG. 2 is another perspective view of the applicator;  
FIG. 3 is a top view of the applicator;  
FIG. 4 is a front view of the applicator;  
FIG. 5 is a rear view of the applicator;  
FIG. 6 is a perspective view of the applicator in an alternate  
position; and,  
FIG. 7 is a perspective view thereof in a slightly separated  
condition.

(56) **References Cited**

**U.S. PATENT DOCUMENTS**

3,147,750 A \* 9/1964 Fry ..... 600/378

**1 Claim, 5 Drawing Sheets**



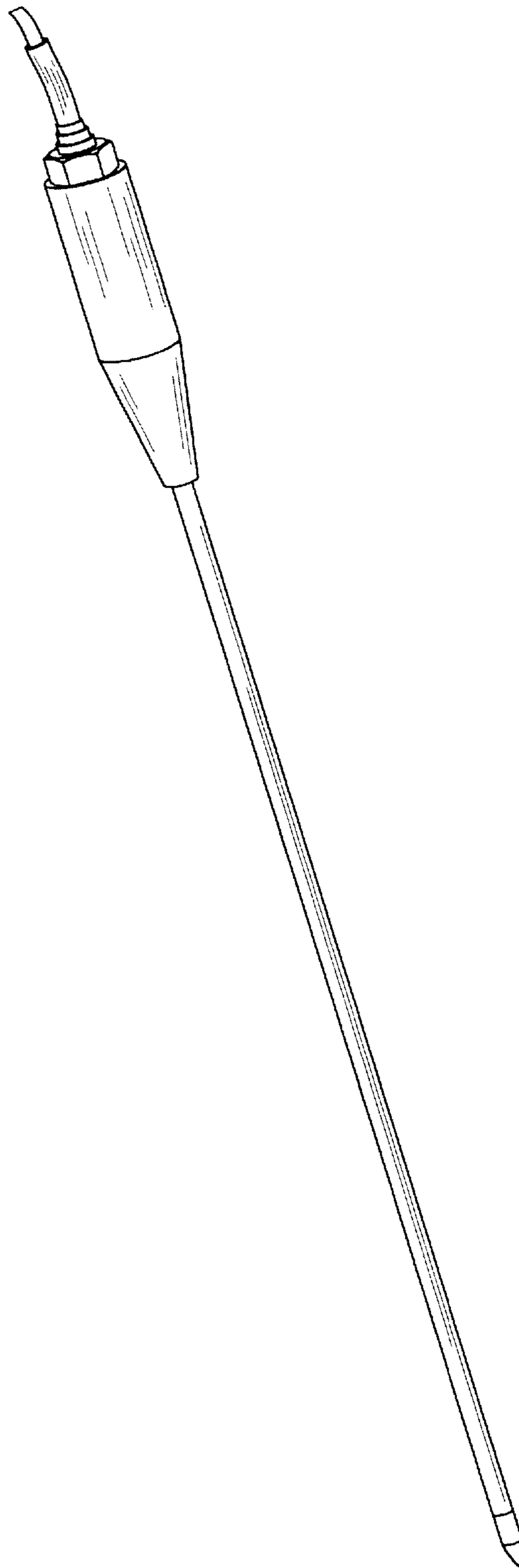


FIG. 1

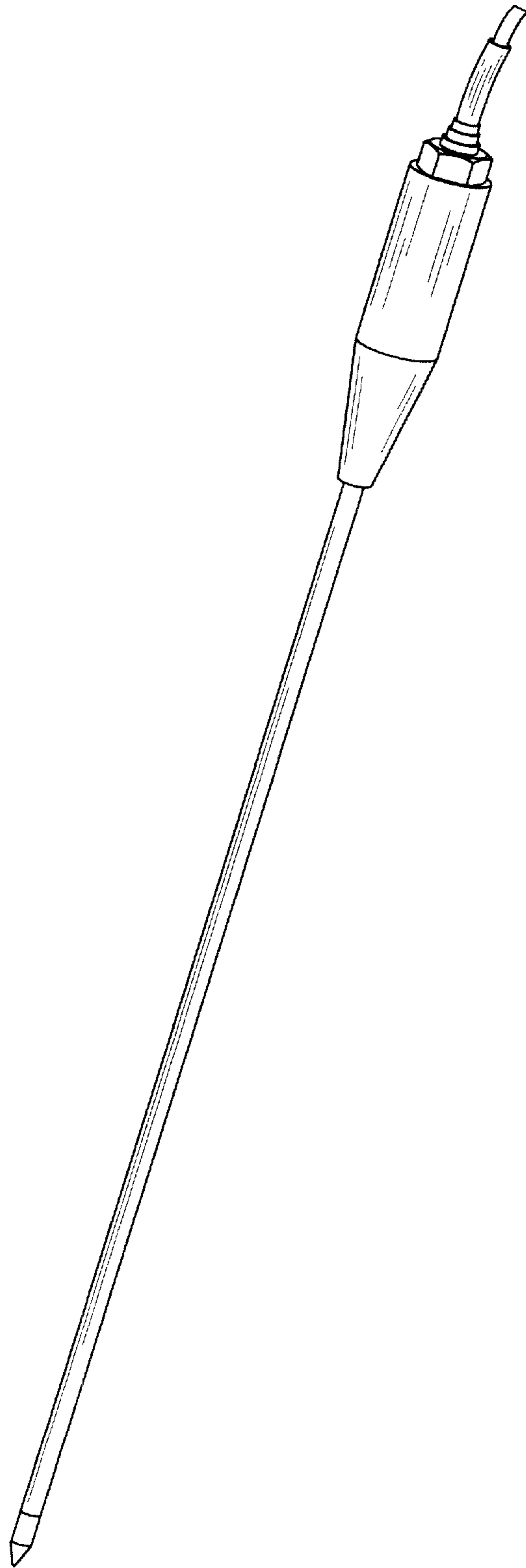


FIG. 2



FIG. 3

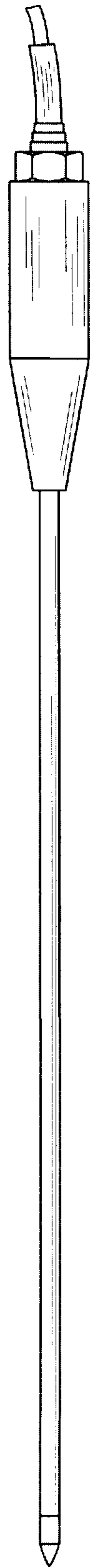


FIG. 4

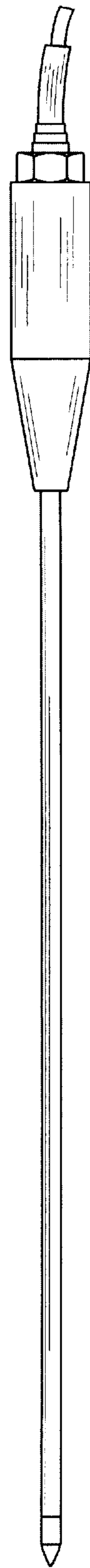


FIG. 5

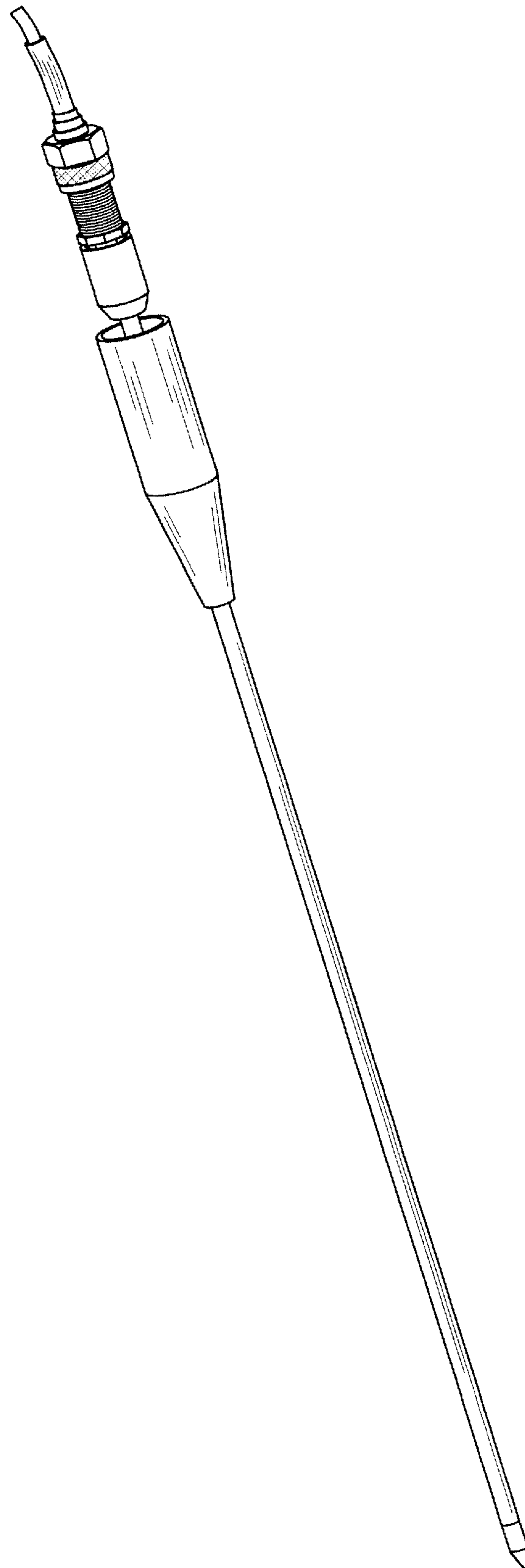


FIG. 6

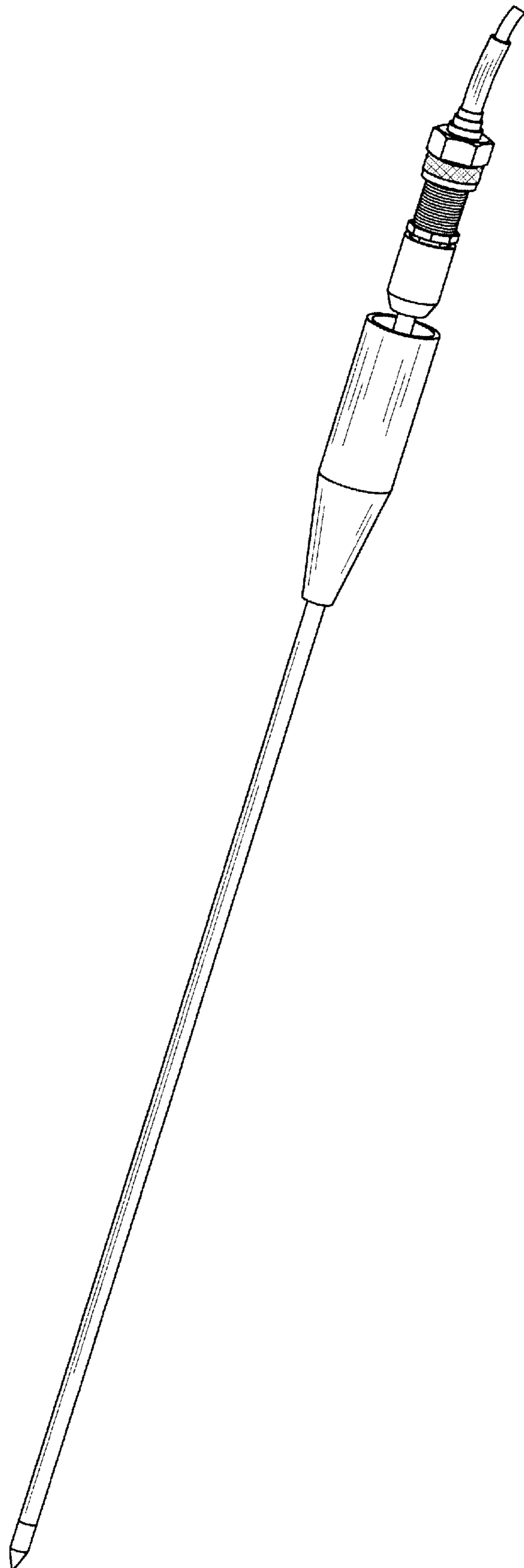


FIG. 7