

US00D537927S

(12) **United States Design Patent** (10) **Patent No.:** **US D537,927 S**  
**Loberger et al.** (45) **Date of Patent:** **\*\* Mar. 6, 2007**

(54) **LAVATORY**  
(75) Inventors: **John M. Loberger**, Germantown, WI (US); **David H. Roland**, Cedarburg, WI (US)  
(73) Assignee: **Bradley Fixtures Corporation**, Menomonee Falls, WI (US)  
(\*\*) Term: **14 Years**  
(21) Appl. No.: **29/261,262**  
(22) Filed: **Jun. 9, 2006**

1,616,313 A 2/1927 Farmer  
D81,754 S 8/1930 Mabee  
D100,310 S 7/1936 Blu  
D170,204 S 8/1953 Long  
2,908,019 A 10/1959 Lyon, Jr.  
D201,493 S 6/1965 Sundberg  
D210,131 S 2/1968 Rourke  
D251,795 S 5/1979 McCann  
D260,678 S 9/1981 Hiller  
D279,404 S 6/1985 Hiller  
D326,711 S 6/1992 Lotito et al.  
D336,572 S 6/1993 Gunderson et al.

(Continued)

**Related U.S. Application Data**

(60) Continuation of application No. 29/236,285, filed on Aug. 15, 2005, now Pat. No. Des. 527,809, which is a division of application No. 29/225,299, filed on Mar. 14, 2005, now Pat. No. Des. 511,205, which is a division of application No. 29/209,039, filed on Jul. 9, 2004, now Pat. No. Des. 508,117, which is a division of application No. 29/192,246, filed on Oct. 21, 2003, now Pat. No. Des. 496,450, which is a division of application No. 29/178,393, filed on Mar. 25, 2003, now Pat. No. Des. 484,958, which is a division of application No. 29/158,504, filed on Apr. 4, 2002, now Pat. No. Des. 447,060.  
(51) **LOC (8) Cl.** ..... **23-02**  
(52) **U.S. Cl.** ..... **D23/308**  
(58) **Field of Classification Search** ..... D23/271-273, D23/284-285, 287, 290, 293.1, 303, 308, D23/291-292; 4/619, 625, 617, 630-639, 4/642-652, 660-661; D6/425-428, 472, D6/349, 510, 399  
See application file for complete search history.

**References Cited**

**U.S. PATENT DOCUMENTS**

D30,136 S 2/1899 Eckerson  
D36,574 S 10/1903 Zipp  
D36,575 S 10/1903 Zipp  
D36,595 S 10/1903 Peet  
937,509 A 10/1909 Carpenter  
1,069,972 A 8/1913 Metzger et al.

**OTHER PUBLICATIONS**

“Innovative Applications in Solid Surface,” The Journal of the Solid Surface Industry, Jan./Feb. 2002, vol. 8, No. 1 (3 pages).  
The New York Times Magazine; Home Design Issue, Fall 2002: Brueton Undulatus designed by Jay Friedman.

*Primary Examiner*—Robert A. Delehanty  
(74) *Attorney, Agent, or Firm*—Foley & Lardner LLP


(57) **CLAIM**

We claim the ornamental design for a lavatory, as shown and described.

**DESCRIPTION**

FIG. 1 is a perspective view of a first embodiment of a lavatory.  
FIG. 2 is a front elevation view of the lavatory of FIG. 1.  
FIG. 3 is a top plan view of the lavatory of FIG. 1.  
FIG. 4 is a left-side elevation view of the lavatory of FIG. 1; and,  
FIG. 5 is a right-side elevation view of the lavatory of FIG. 1.  
The ornamental design which is claimed is shown in solid lines in the drawings. The broken lines in the drawings are for illustrative purposes only and form no part of the claimed design.

**1 Claim, 3 Drawing Sheets**



# US D537,927 S

Page 2

---

U.S. PATENT DOCUMENTS								
5,230,109	A	7/1993	Zaccai et al.	D446,664	S	8/2001	Petri	
5,412,818	A	5/1995	Chen	D448,585	S	10/2001	Petri	
D361,372	S	8/1995	Enthoven	D453,882	S	2/2002	Petri	
D362,901	S	10/1995	Dannenberg et al.	D462,195	S	9/2002	Wang	
D364,675	S	11/1995	Tebbe	D477,060	S	7/2003	Loberger et al.	
5,561,871	A	10/1996	Laughton	D496,450	S	* 9/2004	Loberger et al.	..... D23/308
5,819,335	A	10/1998	Hennessy	D507,634	S	* 7/2005	Loberger et al.	..... D23/308
D402,358	S	12/1998	Bonnell	D508,117	S	* 8/2005	Loberger et al.	..... D23/308
D411,876	S	7/1999	Hafner et al.	D511,205	S	* 11/2005	Loberger et al.	..... D23/308
D420,727	S	2/2000	Hundley	D511,821	S	* 11/2005	Loberger et al.	..... D23/308
D422,346	S	4/2000	Svendsen	D527,085	S	* 8/2006	Loberger et al.	..... D23/308
D426,998	S	6/2000	Kidd et al.	D527,809	S	* 9/2006	Loberger et al.	..... D23/308
D428,477	S	7/2000	O'Connell et al.	2003/0188380	A1	10/2003	Loberger et al.	
6,212,707	B1	4/2001	Thompson et al.					

\* cited by examiner

FIG. 1




FIG. 2

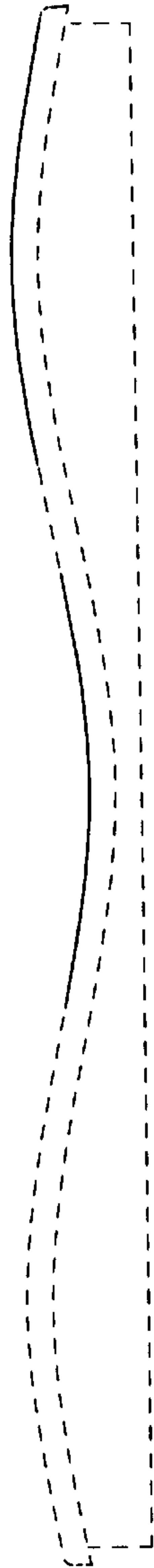


FIG. 3

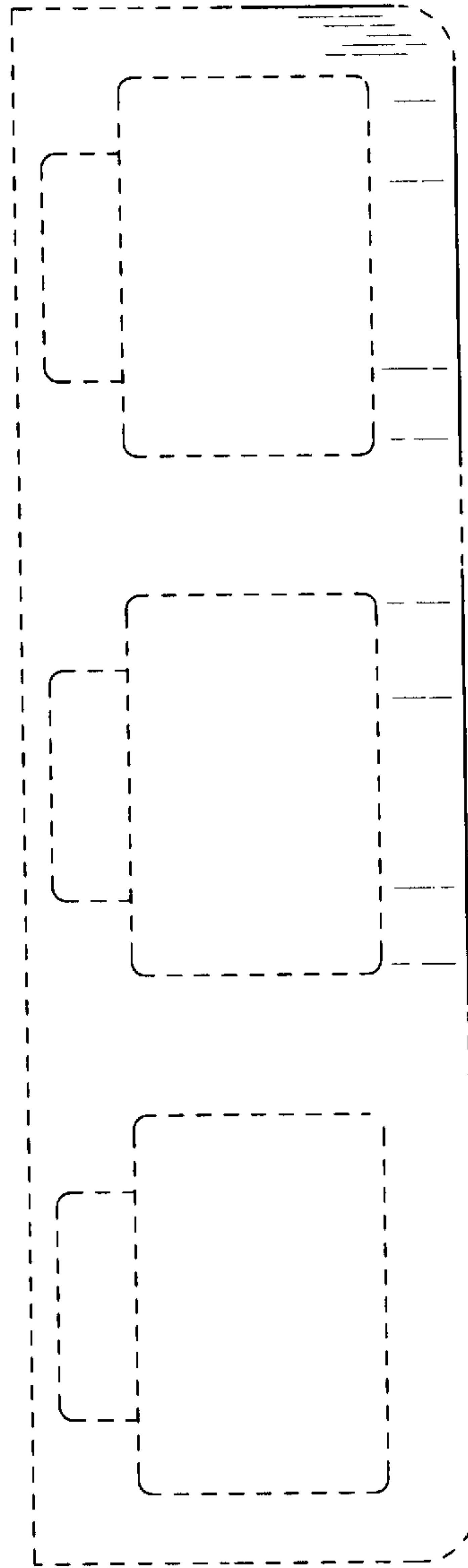


FIG. 4

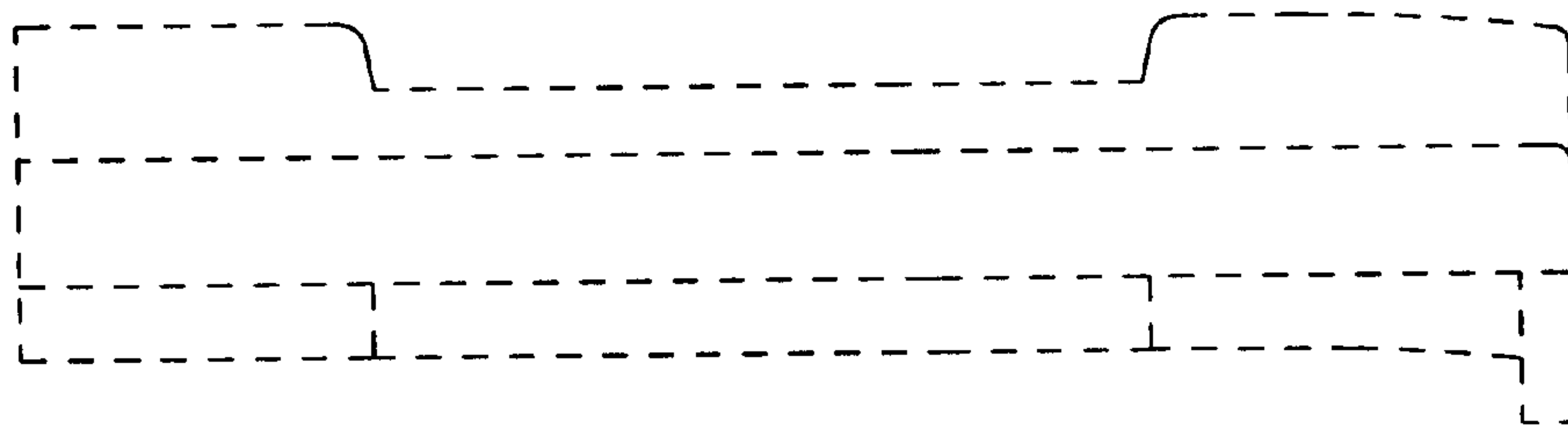


FIG. 5

