



US00D537871S

(12) **United States Design Patent**
Nakamura et al.

(10) **Patent No.:** **US D537,871 S**

(45) **Date of Patent:** **** *Mar. 6, 2007**

(54) **TAPE FOR A TAPE PRINTER**

(75) Inventors: **Yasunori Nakamura**, Shinshiro (JP);
Terumasa Hoshino, Nagoya (JP);
Haruki Matsumoto, Nagoya (JP)

(73) Assignee: **Brother Industries, Ltd.**, Nagoya (JP)

(*) Notice: This patent is subject to a terminal disclaimer.

(**) Term: **14 Years**

(21) Appl. No.: **29/213,403**

(22) Filed: **Sep. 17, 2004**

(30) **Foreign Application Priority Data**

Mar. 17, 2004 (JP) 2004-008154

(51) **LOC (8) Cl.** **18-02**

(52) **U.S. Cl.** **D18/56**

(58) **Field of Classification Search** D18/12,
D18/19, 43, 56, 99; 400/613, 613.1-613.4,
400/690.1-690.4, 691-694; 347/85, 86, 104,
347/171, 200, 215, 221; 428/32.1, 32.6
See application file for complete search history.

(56) **References Cited**

U.S. PATENT DOCUMENTS

4,573,059 A * 2/1986 Shinma et al. 347/178
5,484,099 A * 1/1996 Robertson et al. 428/594

D368,486 S * 4/1996 Uchiyama D18/56
D389,511 S * 1/1998 Kouzai et al. D18/56
D389,512 S * 1/1998 Kouzai et al. D18/56
5,769,549 A * 6/1998 Kouzai et al. 400/240.4
6,126,343 A * 10/2000 Sugiyama et al. 400/613
6,271,872 B1 * 8/2001 Nagata 347/171
6,344,891 B1 * 2/2002 Imai 347/171
6,781,616 B2 * 8/2004 Fisher 347/217

* cited by examiner

Primary Examiner—Louis S. Zarfes

Assistant Examiner—Anhdao Doan

(74) *Attorney, Agent, or Firm*—Oliff & Berridge, PLC

(57) **CLAIM**

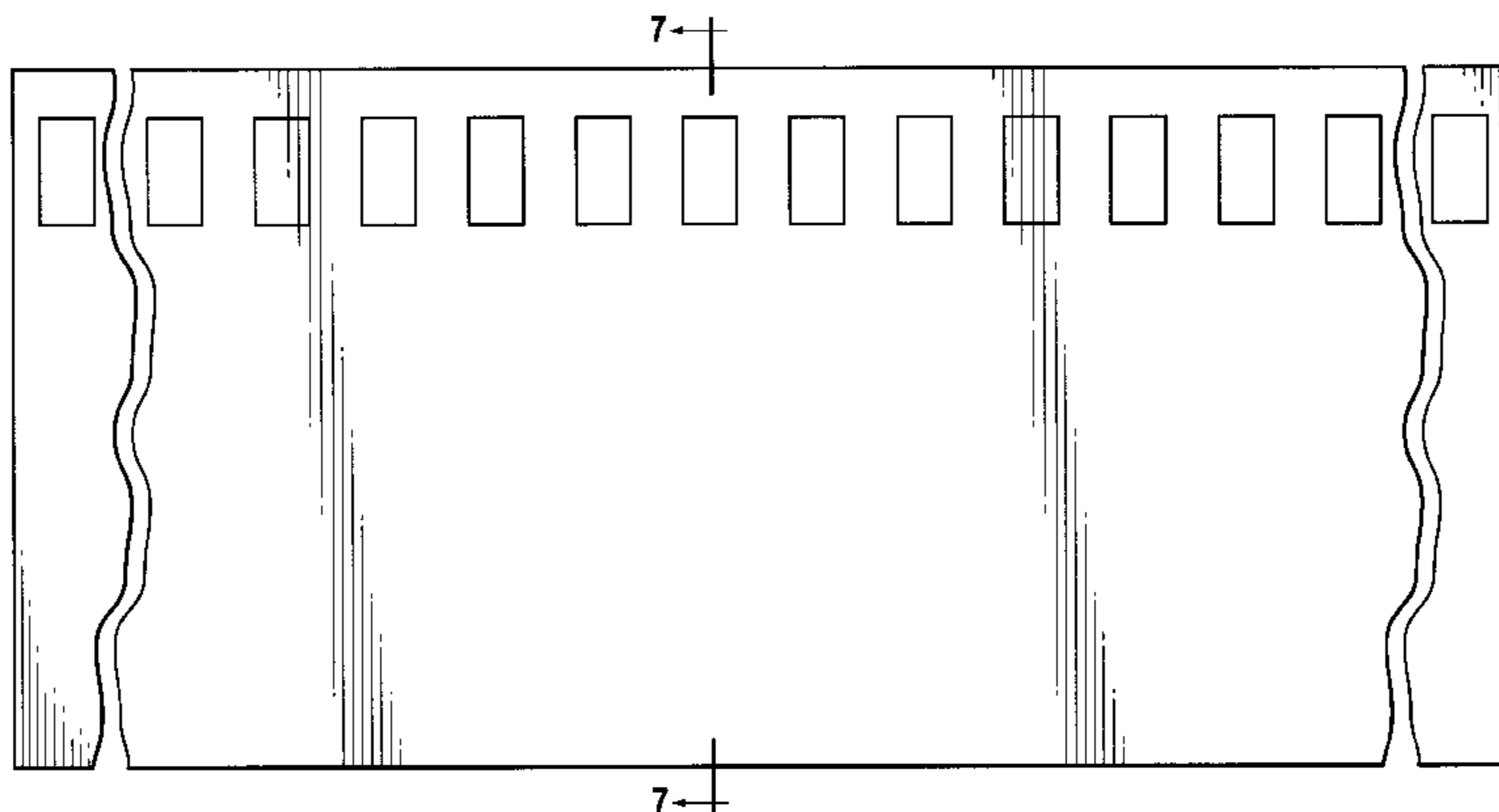

The ornamental design for a tape for a tape printer, as shown and described.

DESCRIPTION

FIG. 1 is a front view of a tape for a tape printer;
FIG. 2 is a top view thereof;
FIG. 3 is a right-side view thereof;
FIG. 4 is a left-side view thereof;
FIG. 5 is a rear view thereof;
FIG. 6 is a bottom view thereof; and,
FIG. 7 is an enlarged sectional view thereof taken along the line 7-7 of FIG. 5.

The broken away showing in FIGS. 1, 2, 5 and 6 indicates that the tape for a tape printer is of indeterminate length.

1 Claim, 4 Drawing Sheets






FIG. 1



FIG. 2



FIG. 3



FIG. 4

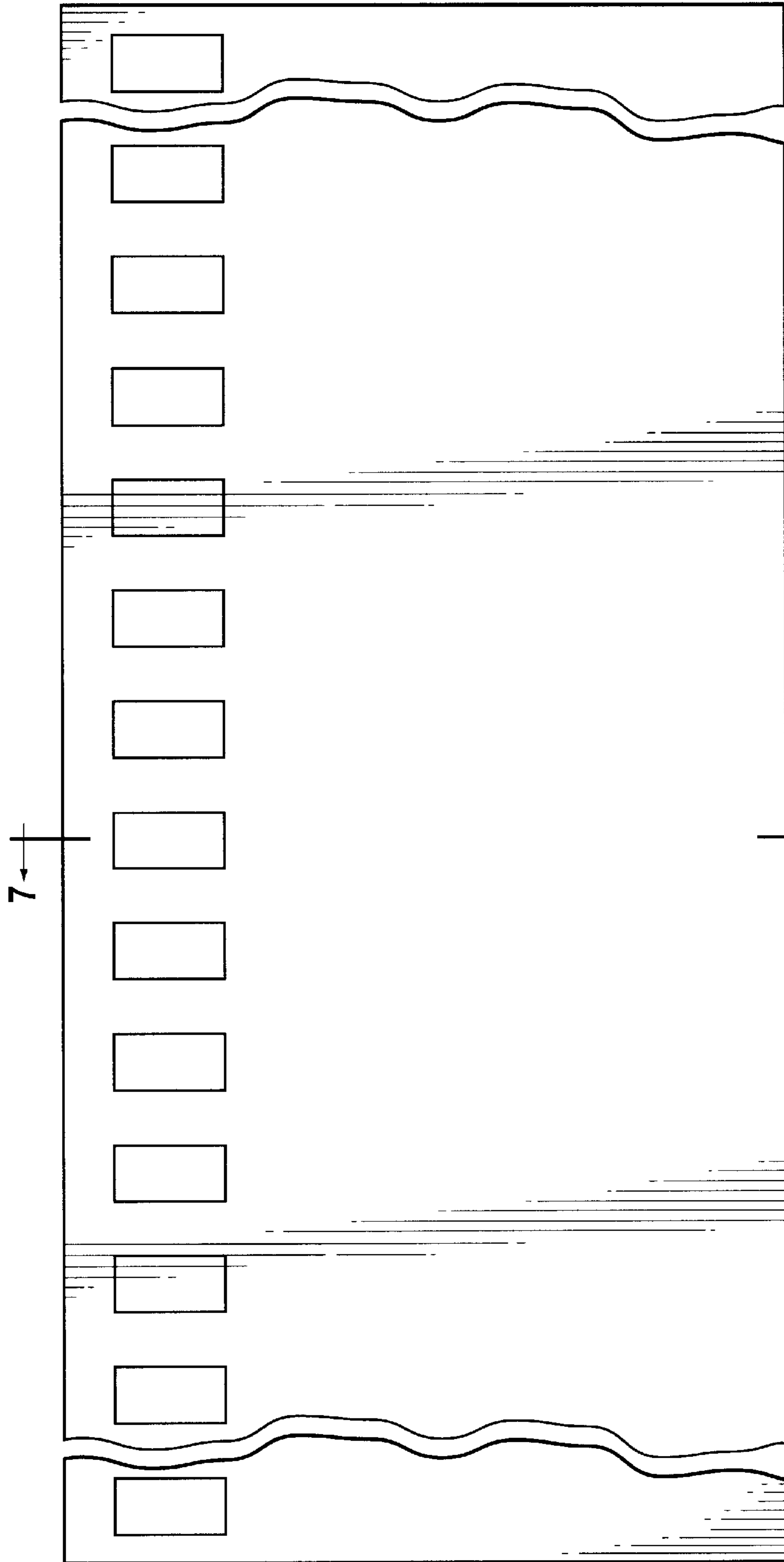


FIG. 5



FIG. 6



FIG. 7